



Tölfræði um íslenska fjarskiptamarkaðinn 2018

Statistics on the Icelandic
Telecommunications Market 2018



Efnisyfirlit - Table of Contents

Inngangur	4
Introduction	4
Helstu stærðir – Main indicators.....	5
Fastanet – Fixed network.....	6
Helstu stærðir á fastaneti / Main indicators in the fixed network.....	6
Áskrifendur með fastlínusíma / Subscribers with fixed network phone.....	7
Heildarfjöldi mínútna á fastaneti / Traffic in the fixed network	8
Fjöldi mínútna eftir fyrirtækjum / Traffic by companies.....	9
Símtöl til fastaneta / Calls to fixed networks	10
Símtöl til útlanda / Outgoing international calls	11
Símtöl til farsímaneta / Calls to mobile networks.....	12
Farsímanet – Mobile network.....	13
Helstu stærðir á farsímaneti / Main indicators in mobile networks	13
Heildarfjöldi áskrifta / Total subscriptions	14
Heildarfjöldi áskrifta með talþjónustu / Mobile voice subscriptions	15
Samningsbundnar áskriftir / Contract subscriptions.....	16
Fyrirframgreidd símakort / Pre-paid phone cards	17
Virk símakort á farsímaneti / Active phone cards on mobile networks	18
Númeraflutningur / Portings.....	19
Fjöldi mínútna úr farsímum / Minutes from mobile phones	20
Heildarfjöldi mínútna úr farsímum / Minutes from mobile phones	21
Fjöldi mínútna úr farsímum til fastaneta / Minutes to fixed networks.....	22
Fjöldi mínútna úr farsímum í farsíma / Minutes from mobile to mobile	23
Fjöldi mínútna úr farsímum til útlanda / Outgoing international calls	24
Fjöldi SMS og MMS / Number of SMS and MMS	25
Fjöldi áskrifta fyrir netið í símann / Voice and data subscriptions.....	26
Netþjónusta á farsímaneti / Data only subscriptions.....	27
Gagnamagn á farsímaneti / Data traffic in mobile networks.....	28
Gagnamagn á farsímaneti / Data traffic in mobile networks.....	29
Gagnamagn, netið í símann / Data traffic, voice and data.....	30
Gagnamagn, eingöngu gagnaáskrift / Data traffic, only data subscriptions	31
Internetið – Internet	32
Fjöldi internettenginga / Internet subscriptions	32

Internettengingar eftir fyrirtækjum / Internet connections by companies	33
Fjöldi xDSL internettenginga / xDSL subscriptions	34
Fjöldi ljósleiðara internettenginga / Fiber connections	35
Fjöldi xDSL og ljósleiðara internettenginga / xDSL and fiber connections	36
Fjöldi tenginga eftir niðurhalshraða / Internet downstream speeds	37
Fjöldi tenginga eftir upphalshraða / Internet upstream speeds	38
Gagnamagn á fastaneti / Fixed broadband, Data traffic	39
Gagnamagn á fastaneti, Niðurhal / Fixed broadband, Download	40
Gagnamagn á fastaneti, Upphal / Fixed broadband, Upload	41
Heildarfjöldi áskrifenda með IPTV / IPTV subscriptions	42
Velta og fjárfesting – Revenue and Investment	43
Heildartekjur eftir fjarskiptastarfsemi / Income from telecommunication	43
Fjárfestingar eftir fjarskiptastarfsemi / Investment in telecommunication	44
Skráð fyrirtæki – Registered Operators	45

Inngangur

Póst- og fjarskiptastofnun hefur um árabíl gefið út skýrslur með tölfræðilegum upplýsingum um fjarskiptamarkaðinn á Íslandi. Hafa skýrslurnar verið unnar með sambærilegum hætti frá árinu 2006 upp úr upplýsingum frá fjarskiptafyrirtækjum. Frá árinu 2009 hafa þær verið gefnar út tvisvar á ári. Skýrslur fyrir fyrri helming hvers árs eru birtar á 4. ársfjórðungi og skýrslur fyrir heil ár eru birtar á fyrri hluta 2. ársfjórðungs.

Sú skýrsla sem hér birtist tekur til árána 2016-2018. Er henni skipt upp í kafla þar sem fyrst er horft á fastanetið, síðan farsímanetið, internetið og að síðustu veltu og fjárfestingu á fjarskiptamarkaði.

Á [vef](#) Póst- og fjarskiptastofnunar má nálgast allar tölfræðiskýrslur stofnunarinnar ásamt töflum og myndum í Excel skjölum.

Introduction

The Post and Telecom Administration (PTA) has published a statistics report on the telecommunications market in Iceland since 2006 and twice a year since 2009. The reports are based on statistical information gathered by the Administration from registered telecommunications undertakings in the country. The reports for the first half of the year are published in the last quarter of the year and the reports on the whole year in the beginning of the second quarter.

This report shows statistics for three whole years from 2016 through 2018, and is divided into sections dedicated to fixed-line networks, mobile networks, Internet, and turnover and investments in the electronic communications market.

All PTA's statistics reports can be accessed on our [website](#) as well as the background data in Excel files.

Helstu stærðir – Main indicators

Helstu stærðir <i>Main indicators</i>	2017	2018	Breyting % Change %
Fastlínusími / <i>Fixed network phone</i>	132.303	124.975	-5,5%
- Þar af VoIP sími / <i>There of VoIP phone</i>	70.540	76.122	7,9%
Fjöldi mín. úr fastlínusíma / <i>Traffic in the fixed network, (1.000)</i>	274.021	223.327	-18,5%
Heildarfjöldi farsímaáskrifta / <i>Total mobile subscriptions</i>	462.026	486.979	5,4%
Áskriftir með talþjónustu / <i>Mobile voice subscriptions</i>	410.662	424.720	3,4%
Gagnaáskrift eingöngu / <i>Data only subscriptions</i>	51.364	62.259	21,2%
Samningsbundnar áskriftir / <i>Contract subscriptions</i>	241.903	248.942	2,9%
Fyrirfram greidd símakort / <i>Pre-paid phone cards</i>	168.759	175.778	4,2%
Fjöldi mín. úr farsíma / <i>Traffic in the mobile network, (1.000)</i>	856.411	890.264	4,0%
Send SMS / <i>SMS sent from mobile, (1.000)</i>	174.072	180.046	3,4%
Send MMS / <i>MMS sent from mobile, (1.000)</i>	3.562	4.107	15,3%
Netþjónusta á farsímaneti / <i>Data only subscriptions</i>	51.364	62.259	21,2%
Gagnamagn á farsímaneti / <i>Data traffic in mobile networks, (GB)</i>	25.365.262	36.555.618	44,1%
Gagnamagn, netið í símann / <i>Data traffic, voice and data, (GB)</i>	13.916.019	22.597.080	62,4%
Netþjónusta á farsímaneti / <i>Data traffic, only data, (GB)</i>	11.449.243	13.958.538	21,9%
Fjöldi internettenginga / <i>Number of internet subscriptions</i>	133.574	136.556	2,2%
Ljósleiðari / <i>Fiber</i>	56.649	72.253	27,5%
xDSL	75.631	63.743	-15,7%
IP sjónvarp / <i>IP-TV</i>	101.154	98.923	-2,2%
Heildartekjur / <i>Total income from telecommunication</i>	57.392	65.143	13,5%
Fjárfesting / <i>Investment in the telecommunication</i>	10.660	11.269	5,7%

Fastanet – Fixed network

Helstu stærðir á fastaneti / Main indicators in the fixed network

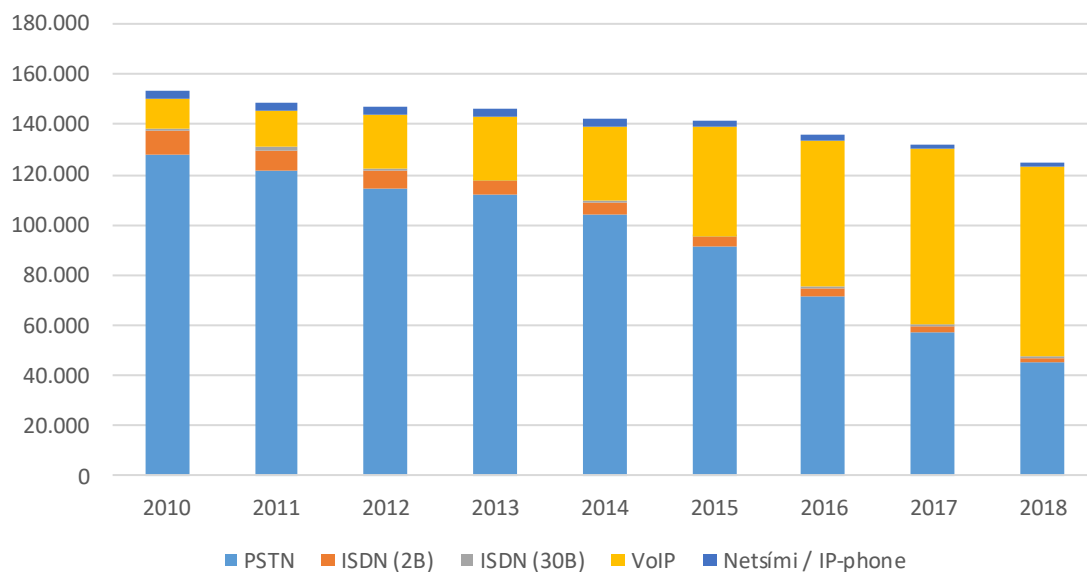
Tafla 1. Helstu stærðir á fastaneti

Table 1. Main indicators in the fixed network

	2016	2017	2018
PSTN aðgangslínur / PSTN subscribers lines	102.627	93.516	73.361
ISDN línur (2B) / ISDN (2B) subscribers lines	3.303	2.465	1.971
ISDN línur (30B) / ISDN (30B) subscribers lines	474	452	384
VoIP sími / VoIP phone	58.311	70.540	76.122
Netsími (49X-XXXX) / IP phone	2.362	1.663	1.369
(1.000 mínútur / minutes)			
Símtöl úr fastlínusíma / Calls from fixed networks	330.044	274.021	223.327
Símtöl til fastaneta / Calls to fixed networks	235.883	188.432	149.247
Símtöl til útlanda / Outgoing international calls	9.562	8.300	6.402
Símtöl til farsímaneta / Calls to mobile networks	84.577	77.284	67.678
Símtöl á internetið / Calls to the internet	23	5	0

Mynd 1. Heildarfjöldi áskrifenda með fastlínusíma

Picture 1. Total subscribers with fixed network phone



Fastanet – Fixed network

Áskrifendur með fastlínusíma / Subscribers with fixed network phone

Tafla 2. Heildarfjöldi áskrifenda með fastlínusíma*

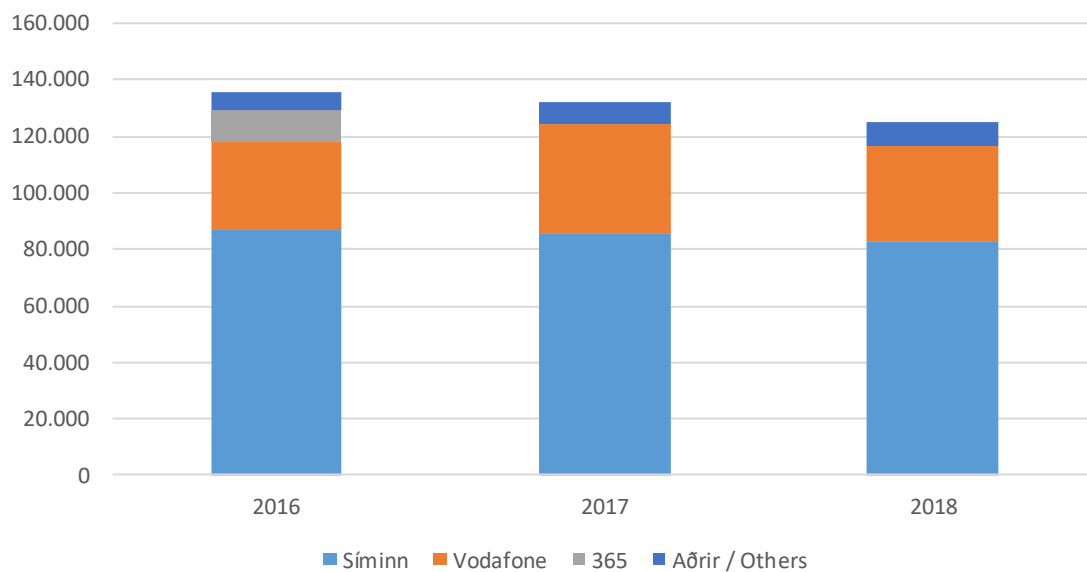
Table 2. Total subscribers with fixed network phone*

Í lok árs / End of	Fjöldi Number			Markaðshlutdeild Market share		
	2016	2017	2018	2016	2017	2018
Samtals / Total	135.601	132.303	124.975	100,0%	100,0%	100,0%
- Heimili / Private	94.201	86.340	81.214	69,5%	65,3%	65,0%
- Fyrirtæki / Business	41.400	45.963	43.761	30,5%	34,7%	35,0%
- Síminn	86.903	85.190	82.703	64,1%	64,4%	66,2%
- Vodafone	30.890	39.277	33.998	22,8%	29,7%	27,2%
- 365	11.618	8,6%
- Aðrir / Others	6.190	7.836	8.274	4,6%	5,9%	6,6%

* PSTN, ISDN, VoIP og Netsími. * PSTN, ISDN, VoIP and IP-telephone.

Mynd 2. Heildarfjöldi áskrifenda eftir fyrirtækjum

Picture 2. Total number of subscribers by companies



Fastanet – Fixed network

Heildarfjöldi mínútna á fastaneti / Traffic in the fixed network

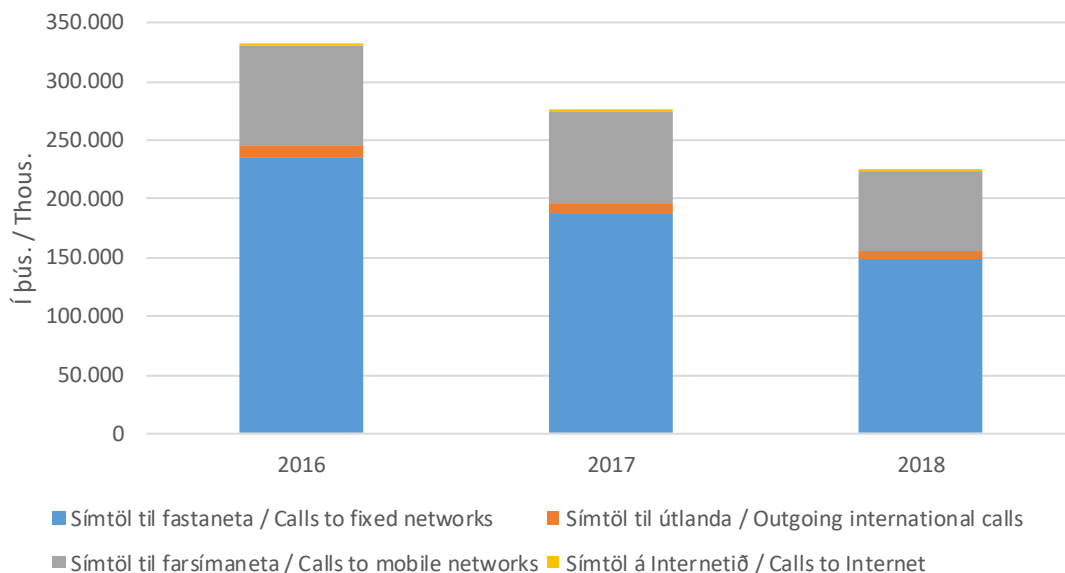
Tafla 3. Heildarfjöldi mínútna á fastaneti

Table 3. Total traffic in the fixed network

	Fjöldi Number		
	2016	2017	2018
(1.000 mínútur / minutes)			
Samtals / Total	330.044	274.021	223.327
- Símtöl til fastaneta / Calls to fixed networks	235.883	188.432	149.247
- Símtöl til útlanda / Outgoing international calls	9.562	8.300	6.402
- Símtöl til farsímaneta / Calls to mobile networks	84.577	77.284	67.678
- Símtöl á Internetið / Calls to Internet	23	5	0

Mynd 3. Heildarfjöldi mínútna á fastaneti

Picture 3. Total traffic in the fixed network



Fastanet – Fixed network

Fjöldi mínútna eftir fyrirtækjum / Traffic by companies

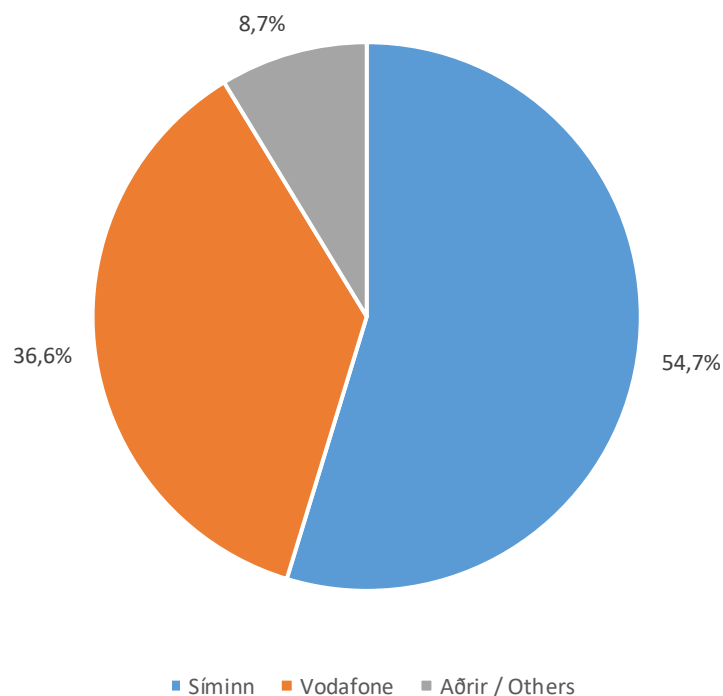
Tafla 4. Heildarfjöldi mínútna á fastaneti

Table 4. Total traffic in the fixed network

	Fjöldi Number			Markaðshlutdeild Market share		
	2016	2017	2018	2016	2017	2018
(1.000 mínútur / minutes)						
Samtals / Total	330.044	274.021	223.327	100,0%	100,0%	100,0%
- Heimili / Private	193.370	148.173	109.476	58,6%	54,1%	49,0%
- Fyrirtæki / Business	136.675	125.848	113.852	41,4%	45,9%	51,0%
- Síminn	188.298	152.638	122.187	57,1%	55,7%	54,7%
- Vodafone	99.786	100.281	81.687	30,2%	36,6%	36,6%
- 365	20.095	6,1%
- Aðrir / Others	21.865	21.102	19.453	6,6%	7,7%	8,7%

Mynd 4. Markaðshlutdeild skipt eftir fyrirtækjum

Picture 4. Market share by companies



Fastanet – Fixed network

Símtöl til fastaneta / Calls to fixed networks

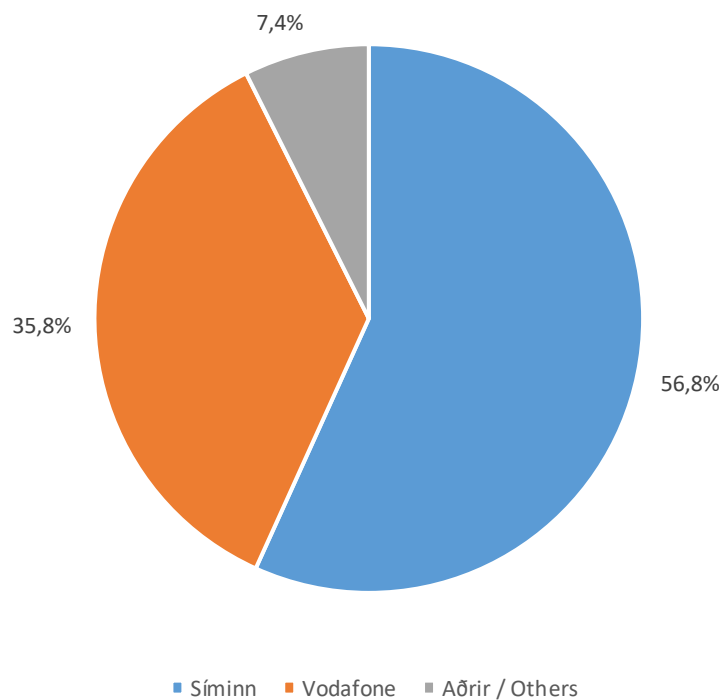
Tafla 5. Símtöl til fastaneta

Table 5. Calls to fixed networks

	Fjöldi Number			Markaðshlutdeild Market share		
	2016	2017	2018	2016	2017	2018
(1.000 mínútur / minutes)						
Samtals / Total	235.883	188.432	149.247	100,0%	100,0%	100,0%
- Heimili / Private	155.016	115.151	82.896	65,7%	61,1%	55,5%
- Fyrirtæki / Business	80.867	73.281	66.351	34,3%	38,9%	44,5%
- Síminn	138.501	108.568	84.723	58,7%	57,6%	56,8%
- Vodafone	68.260	68.813	53.497	28,9%	36,5%	35,8%
- 365	17.019	7,2%
- Aðrir / Others	12.103	11.051	11.027	5,1%	5,9%	7,4%

Mynd 5. Markaðshlutdeild skipt eftir fyrirtækjum

Picture 5. Market share by companies



Fastanet – Fixed network

Símtöl til útlanda / Outgoing international calls

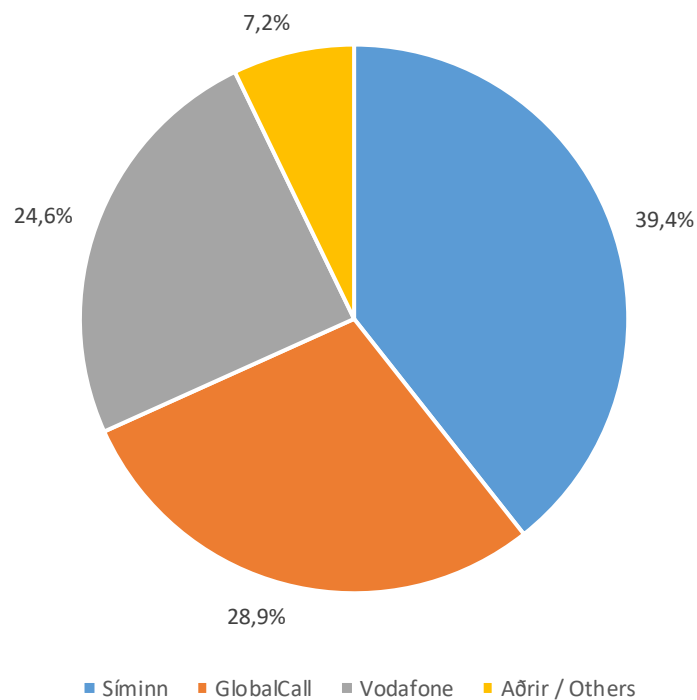
Tafla 6. Símtöl til útlanda

Table 6. Outgoing international calls

	Fjöldi Number			Markaðshlutdeild Market share		
	2016	2017	2018	2016	2017	2018
(1.000 mínútur / minutes)						
Samtals / Total	9.562	8.300	6.402	100,0%	100,0%	100,0%
- Heimili / Private	6.480	5.535	4.195	67,8%	66,7%	65,5%
- Fyrirtæki / Business	3.082	2.765	2.208	32,2%	33,3%	34,5%
- Síminn	3.487	2.859	2.520	36,5%	34,4%	39,4%
- GlobalCall	2.753	2.715	1.850	28,8%	32,7%	28,9%
- Vodafone	1.970	1.906	1.573	20,6%	23,0%	24,6%
- 365	463	4,8%
- Aðrir / Others	889	820	458	9,3%	9,9%	7,2%

Mynd 6. Markaðshlutdeild skipt eftir fyrirtækjum

Picture 6. Market share by companies



Fastanet – Fixed network

Símtöl til farsímaneta / Calls to mobile networks

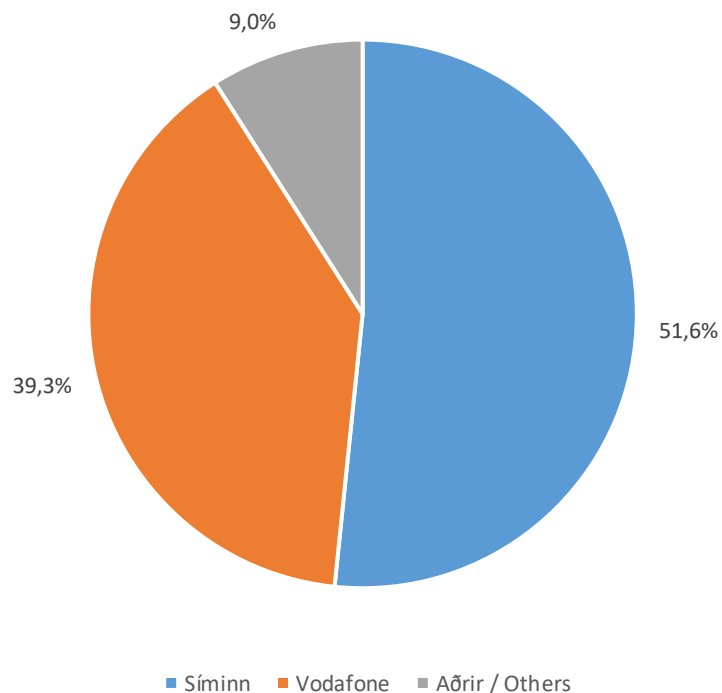
Tafla 7. Símtöl til farsímaneta

Table 7. Calls to mobile networks

	Fjöldi Number			Markaðshlutdeild Market share		
	2016	2017	2018	2016	2017	2018
(1.000 mínútur / minutes)						
Samtals / Total	84.577	77.284	67.678	100,0%	100,0%	100,0%
- Heimili / Private	31.851	27.483	22.385	37,7%	35,6%	33,1%
- Fyrirtæki / Business	52.726	49.801	45.293	62,3%	64,4%	66,9%
- Síminn	46.287	41.207	34.944	54,7%	53,3%	51,6%
- Vodafone	29.557	29.561	26.616	34,9%	38,3%	39,3%
- 365	2.614	3,1%
- Aðrir / Others	6.120	6.516	6.118	7,2%	8,4%	9,0%

Mynd 7. Markaðshlutdeild skipt eftir fyrirtækjum

Picture 7. Market share by companies



Farsímanet – Mobile network

Helstu stærðir á farsímaneti / Main indicators in mobile networks

Tafla 8. Helstu stærðir á farsímaneti

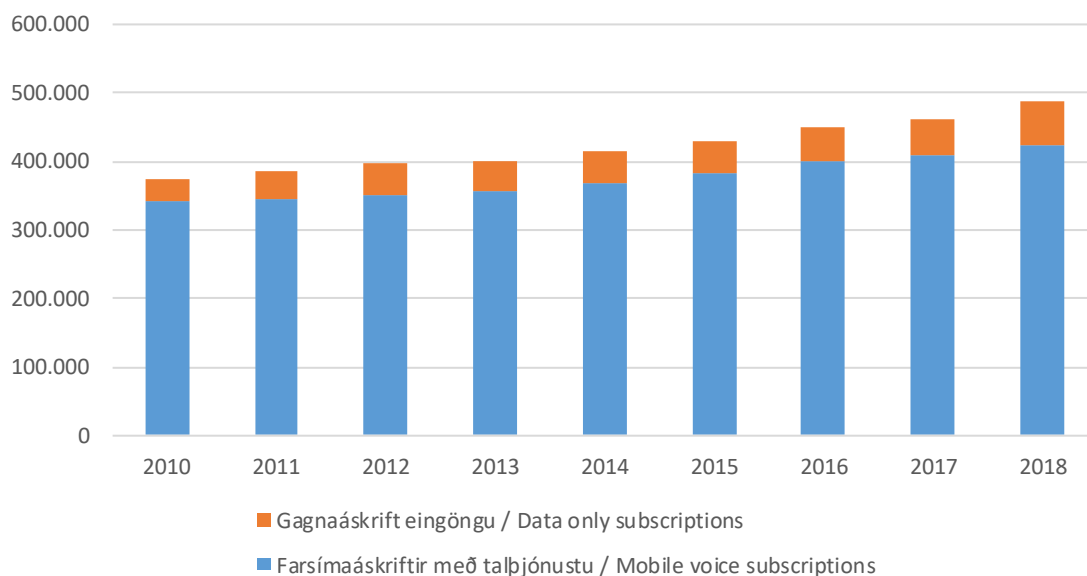
Table 8. Main indicators in mobile networks

	2016	2017	2018
Heildarfjöldi farsíma áskrifta / Total mobile subscriptions	450.839	462.026	486.979
Farsímaáskriftir með talþjónustu / Mobile voice	401.613	410.662	424.720
Gagnaáskrift eingöngu / Data only subscriptions	49.226	51.364	62.259
Fjöldi TÍT áskrifta / Number of M2M subscriptions	23.992	32.058	46.650
(1.000 mínútur / minutes)			
Fjöldi mínútna úr farsímum / Total minutes from mobile	827.220	856.411	890.264
(1.000 símtöl / calls)			
Fjöldi símtala úr farsímum / Total calls from mobile	336.068	330.239	323.340
(1.000 skilaboð / Messages)			
SMS skeyti send úr farsímum / SMS sent from mobile	178.503	174.077	180.046
MMS skeyti send úr farsímum / MMS sent from mobile	3.649	3.562	4.107

*TÍT=Tæki í tæki / *M2M=Machine to Machine

Mynd 8. Heildarfjöldi farsímaáskrifta

Picture 8. Total mobile subscriptions



Farsímanet - Mobile network

Heildarfjöldi áskrifta / Total subscriptions

Tafla 9. Heildarfjöldi áskrifta*

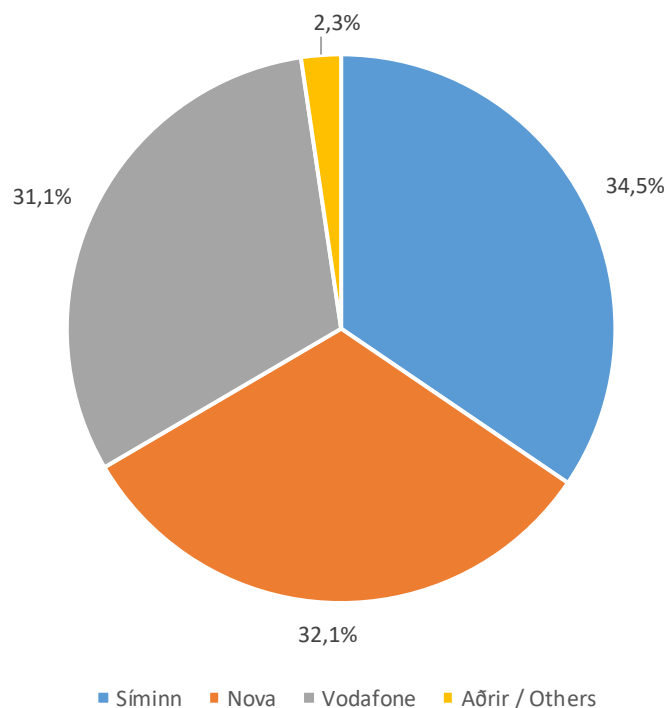
Table 9. Total subscriptions*

Í lok árs / End of	Fjöldi áskrifta Total subscriptions			Markaðshlutdeild Market share		
	2016	2017	2018	2016	2017	2018
Samtals / Total	450.839	462.026	486.979	100,0%	100,0%	100,0%
- Síminn	149.020	149.228	168.033	33,1%	32,3%	34,5%
- Nova	153.185	153.324	156.135	34,0%	33,2%	32,1%
- Vodafone	129.028	151.359	151.391	28,6%	32,8%	31,1%
- 365	14.608	3,2%
- Aðrir / Others	4.998	8.115	11.420	1,1%	1,8%	2,3%

*Áskriftir fyrir tal og netþjónustu (netlyklar) á farneti. / *Standard voice subscriptions and data only (PC-card).

Mynd 9. Markaðshlutdeild skipt eftir fyrirtækjum

Picture 9. Market share by companies



Farsímanet - Mobile network

Heildarfjöldi áskrifta með talþjónustu / Mobile voice subscriptions

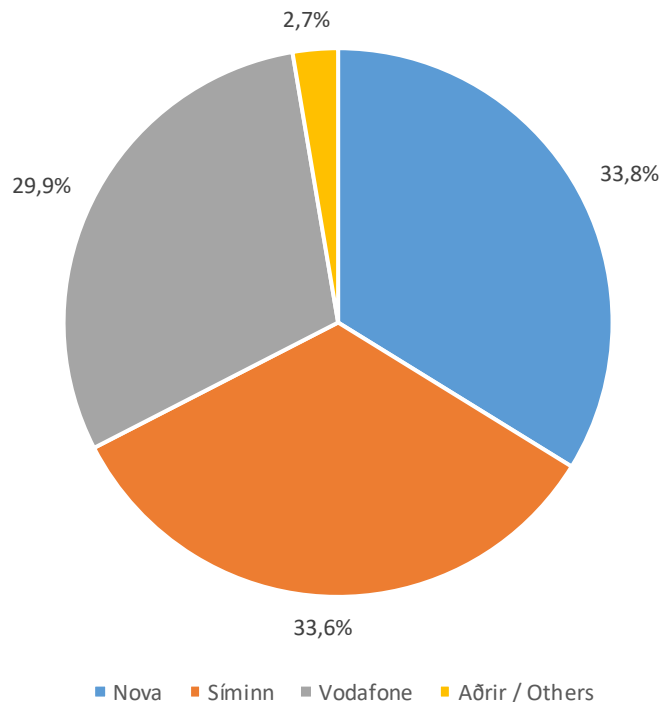
Tafla 10. Fjöldi áskrifta með talþjónustu

Table 10. Mobile voice subscriptions

Í lok árs / End of	Fjöldi áskrifta Total subscriptions			Markaðshlutdeild Market share		
	2016	2017	2018	2016	2017	2018
Samtals / Total	401.613	410.662	424.720	100,0%	100,0%	100,0%
- Nova	139.947	140.812	143.550	34,8%	34,3%	33,8%
- Síminn	130.734	132.291	142.895	32,6%	32,2%	33,6%
- Vodafone	111.743	130.190	126.974	27,8%	31,7%	29,9%
- 365	14.472	3,6%
- Aðrir / Others	4.717	7.369	11.301	1,2%	1,8%	2,7%

Mynd 10. Markaðshlutdeild skipt eftir fyrirtækjum

Picture 10. Market share by companies



Farsímanet - Mobile network

Samningsbundnar áskriftir / Contract subscriptions

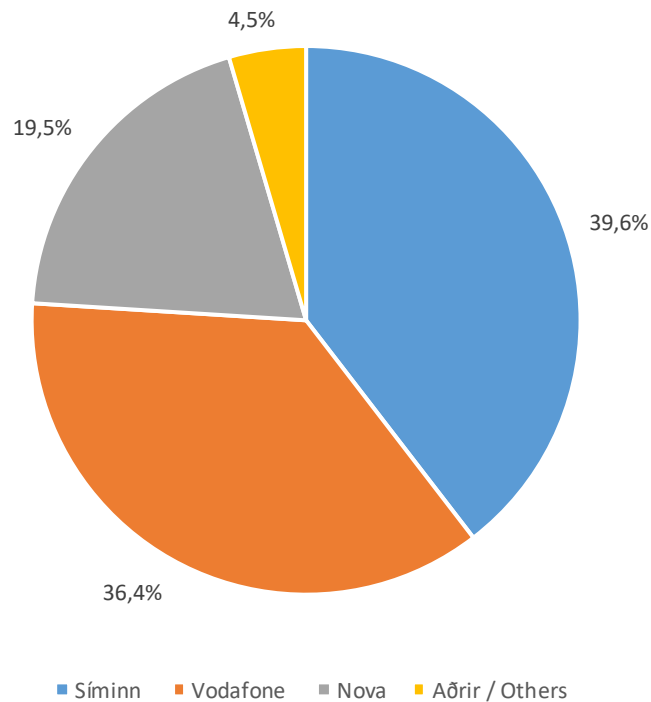
Tafla 11. Samningsbundnar áskriftir

Table 11. Contract subscriptions

Í lok árs / End of	Samningsbundnar áskriftir Contract subscriptions			Markaðshlutdeild Market share		
	2016	2017	2018	2016	2017	2018
Samtals / Total	231.524	241.903	248.942	100,0%	100,0%	100,0%
- Síminn	92.611	94.290	98.487	40,0%	39,0%	39,6%
- Vodafone	73.935	94.082	90.695	31,9%	38,9%	36,4%
- Nova	46.580	46.162	48.459	20,1%	19,1%	19,5%
- 365	13.681	5,9%
- Aðrir / Others	4.717	7.369	11.301	2,0%	3,0%	4,5%

Mynd 11. Markaðshlutdeild skipt eftir fyrirtækjum

Picture 11. Market share by companies



Farsímanet - Mobile network

Fyrirframgreidd símakort / Pre-paid phone cards

Tafla 12. Fyrirframgreidd símakort*

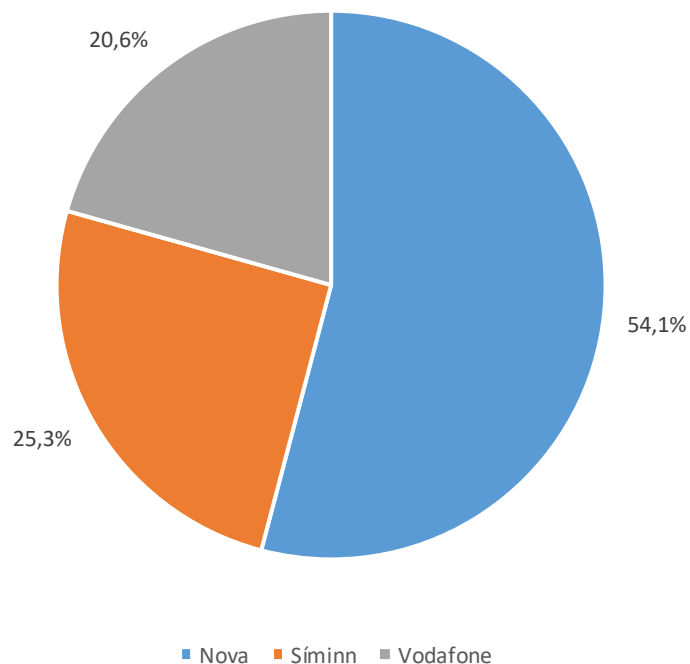
Table 12. Pre-paid phone cards*

Í lok árs / End of	Fyrirframgreidd símakort Pre-paid phone cards			Markaðshlutdeild Market share		
	2016	2017	2018	2016	2017	2018
Samtals / Total	170.089	168.759	175.778	100,0%	100,0%	100,0%
- Nova	93.367	94.650	95.091	54,9%	56,1%	54,1%
- Síminn	38.123	38.001	44.408	22,4%	22,5%	25,3%
- Vodafone	37.808	36.108	36.279	22,2%	21,4%	20,6%
- Aðrir / Others	791	0,5%

*Virk síðustu 3 mánuði. / *Active in the last 3 months.

Mynd 12. Markaðshlutdeild skipt eftir fyrirtækjum

Picture 12. Market share by companies



Farsímanet - Mobile network

Virk símakort á farsímaneti / Active phone cards on mobile networks

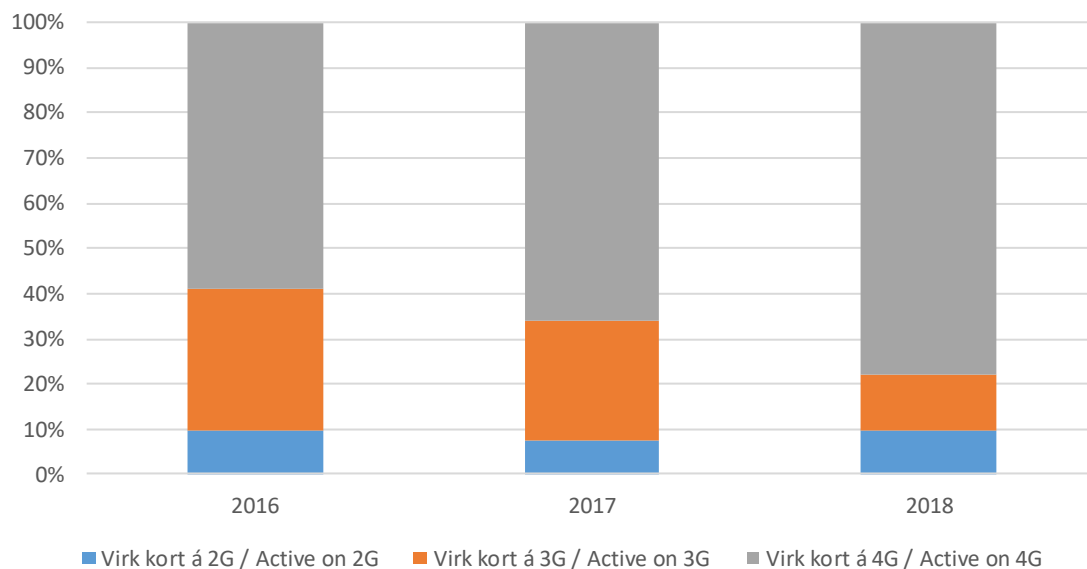
Tafla 13. Fjöldi virkra símakorta á farsímaneti

Table 13. Number of active phone cards on mobile networks

	Fjöldi virkra símakorta Active phone cards			Markaðshlutdeild Market share		
	2016	2017	2018	2016	2017	2018
Samtals / Total	450.839	462.026	486.979	100,0%	100,0%	100,0%
- Virk 2G / Active 2G	44.293	34.068	46.310	9,8%	7,4%	9,5%
- Virk 3G / Active 3G	140.092	122.516	61.489	31,1%	26,5%	12,6%
- Virk 4G / Active 4G	266.454	305.442	379.180	59,1%	66,1%	77,9%

Mynd 13. Hlutdeild skipt eftir tegund

Picture 13. Share by type



Farsímanet - Mobile network

Númeraflutningur / Portings

Tafla 14. Fjöldi númeraflutninga*

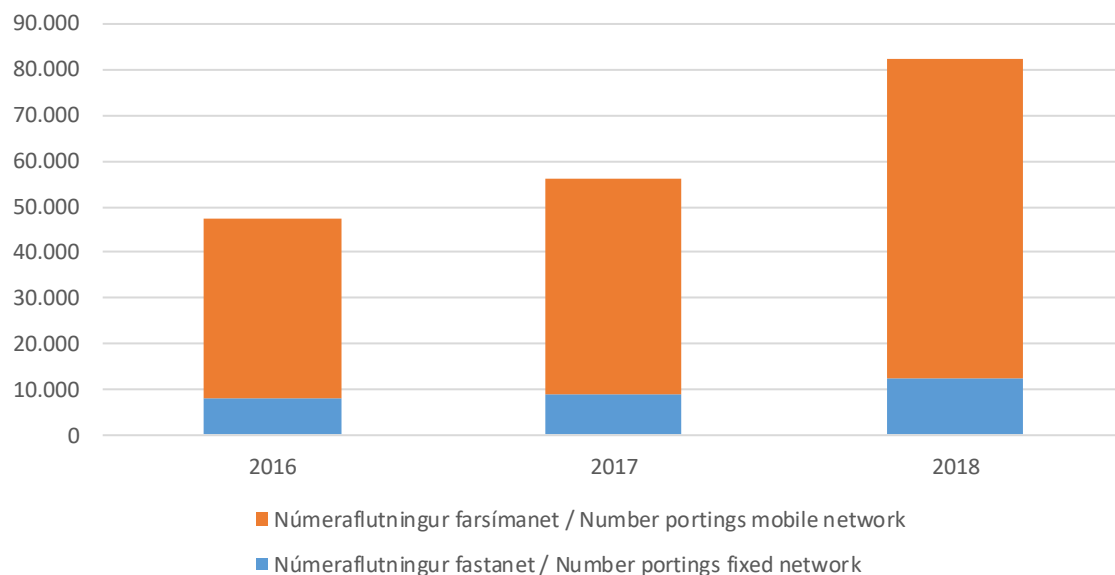
Table 14. Number of portings*

	Fjöldi númeraflutninga Number of portings		
	2016	2017	2018
Samtals / Total	47.383	56.082	82.512
- Númeraflutningur fastanet / Portings fixed network	8.038	8.819	12.374
- Númeraflutningur farsímanet / Portings mobile network	39.345	47.263	70.138

* Fráfarandi númer / * Outbound portings.
Heimild / Source: Hið íslenska númeraflutningsfélag ehf.

Mynd 14. Fjöldi númeraflutninga

Picture 14. Number of portings



Farsímanet - Mobile network

Fjöldi mínútna úr farsímum / Minutes from mobile phones

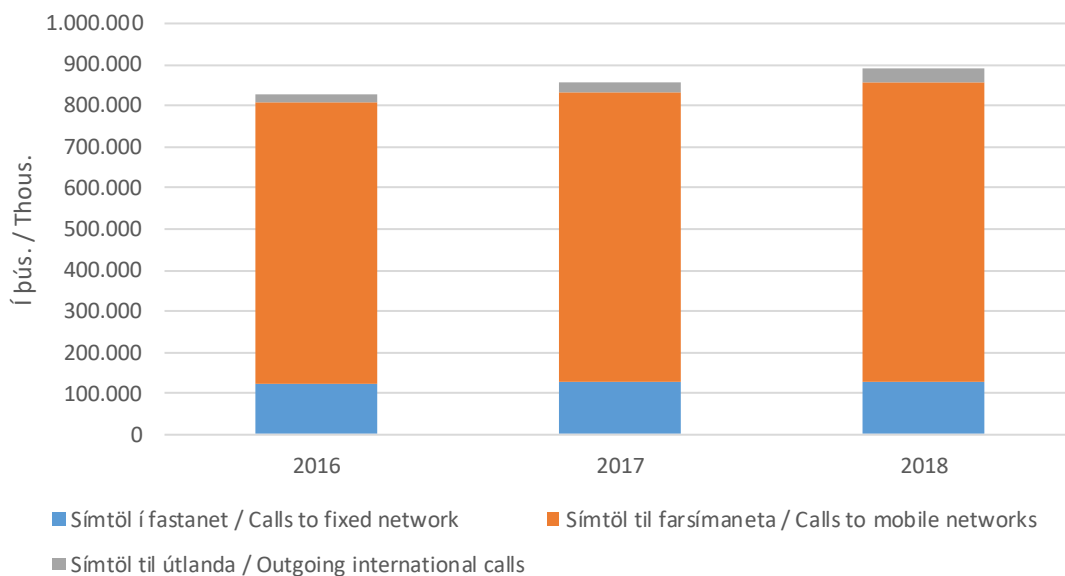
Tafla 15. Heildarfjöldi mínútna úr farsímum

Table 15. Total minutes from mobile phones

	Fjöldi Numbers		
	2016	2017	2018
(1.000 mínútur / minutes)			
Samtals / Total	827.220	856.411	890.264
- Símtöl í fastanet / Calls to fixed network	123.583	128.954	126.962
- Símtöl til farsímaneta / Calls to mobile networks	687.254	705.389	732.658
- Símtöl til útlanda / Outgoing international calls	16.382	22.068	30.645

Mynd 15. Heildarfjöldi mínútna úr farsímum

Picture 15. Total minutes from mobile phones



Farsímanet - Mobile network

Heildarfjöldi mínútna úr farsímum / Minutes from mobile phones

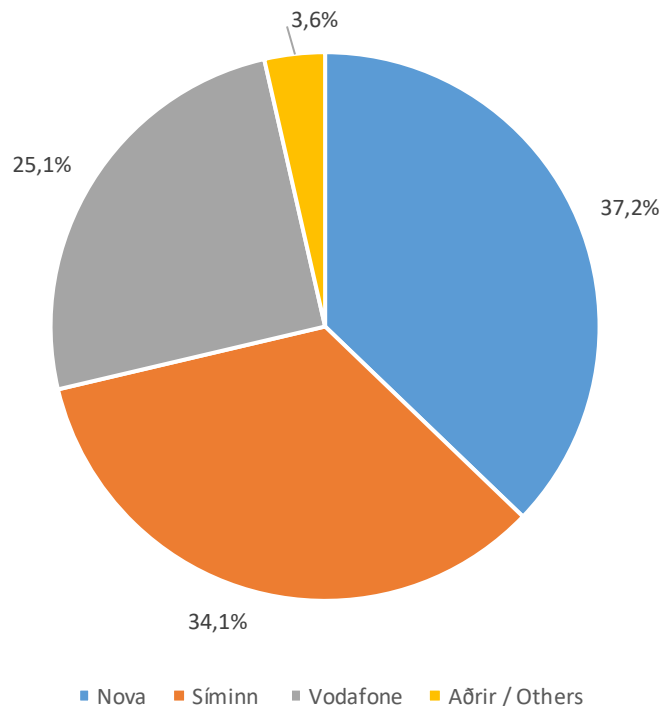
Tafla 16. Heildarfjöldi mínútna úr farsímum

Table 16. Total minutes from mobile phones

	Fjöldi Numbers			Markaðshlutdeild Market share		
	2016	2017	2018	2016	2017	2018
(1.000 mínútur / minutes)						
Samtals / Total	827.220	856.411	890.264	100,0%	100,0%	100,0%
- Nova	321.149	324.612	331.035	38,8%	37,9%	37,2%
- Síminn	275.630	283.402	303.907	33,3%	33,1%	34,1%
- Vodafone	192.166	225.374	223.599	23,2%	26,3%	25,1%
- 365	31.069	3,8%
- Aðrir / Others	7.206	23.023	31.723	0,9%	2,7%	3,6%

Mynd 16. Markaðshlutdeild skipt eftir fyrirtækjum

Picture 16. Market share by companies



Farsímanet - Mobile network

Fjöldi mínútna úr farsímum til fastaneta / Minutes to fixed networks

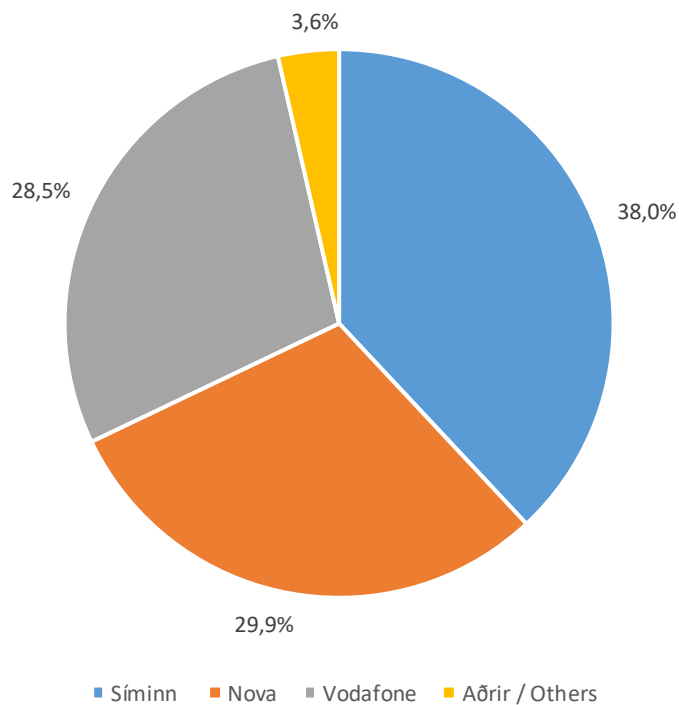
Tafla 17. Fjöldi mínútna úr farsímum til fastanets

Table 17. Total minutes from mobile to fixed network

	Fjöldi Numbers			Markaðshlutdeild Market share		
	2016	2017	2018	2016	2017	2018
(1.000 mínútur / minutes)						
Samtals / Total	123.583	128.954	126.962	100,0%	100,0%	100,0%
- Síminn	48.984	49.026	48.293	39,6%	38,0%	38,0%
- Nova	34.451	37.620	37.924	27,9%	29,2%	29,9%
- Vodafone	33.671	38.900	36.196	27,2%	30,2%	28,5%
- 365	5.273	4,3%
- Aðrir / Others	1.204	3.407	4.548	1,0%	2,6%	3,6%

Mynd 17. Markaðshlutdeild skipt eftir fyrirtækjum

Picture 17. Market share by companies



Farsímanet - Mobile network

Fjöldi mínútna úr farsímum í farsíma / Minutes from mobile to mobile

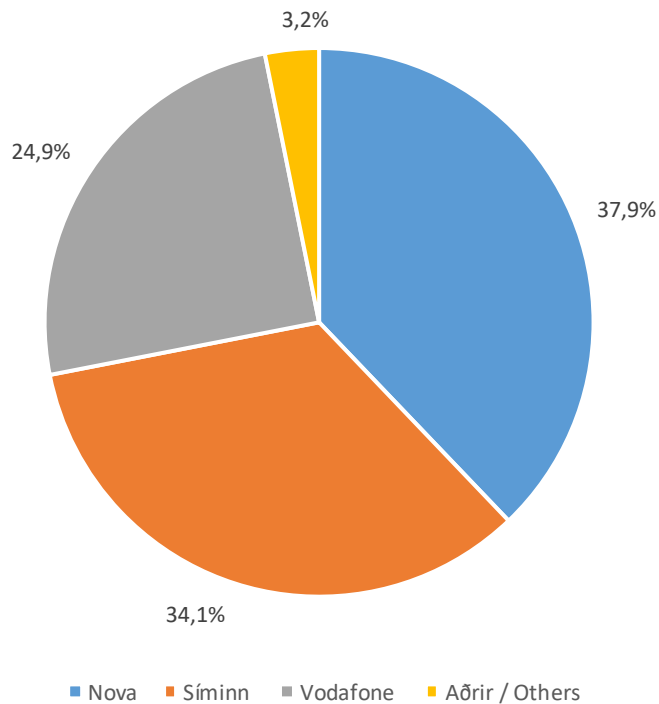
Tafla 18. Fjöldi mínútna úr farsímum í farsíma

Table 18. Total minutes from mobile to mobile

	Fjöldi Numbers			Markaðshlutdeild Market share		
	2016	2017	2018	2016	2017	2018
(1.000 mínútur / minutes)						
Samtals / Total	687.254	705.389	732.658	100,0%	100,0%	100,0%
- Nova	281.167	278.489	277.431	40,9%	39,5%	37,9%
- Síminn	220.887	228.745	249.554	32,1%	32,4%	34,1%
- Vodafone	154.250	181.863	182.415	22,4%	25,8%	24,9%
- 365	25.517	3,7%
- Aðrir / Others	5.433	16.292	23.257	0,8%	2,3%	3,2%

Mynd 18. Markaðshlutdeild skipt eftir fyrirtækjum

Picture 18. Market share by companies



Farsímanet - Mobile network

Fjöldi mínútna úr farsímum til útlanda / Outgoing international calls

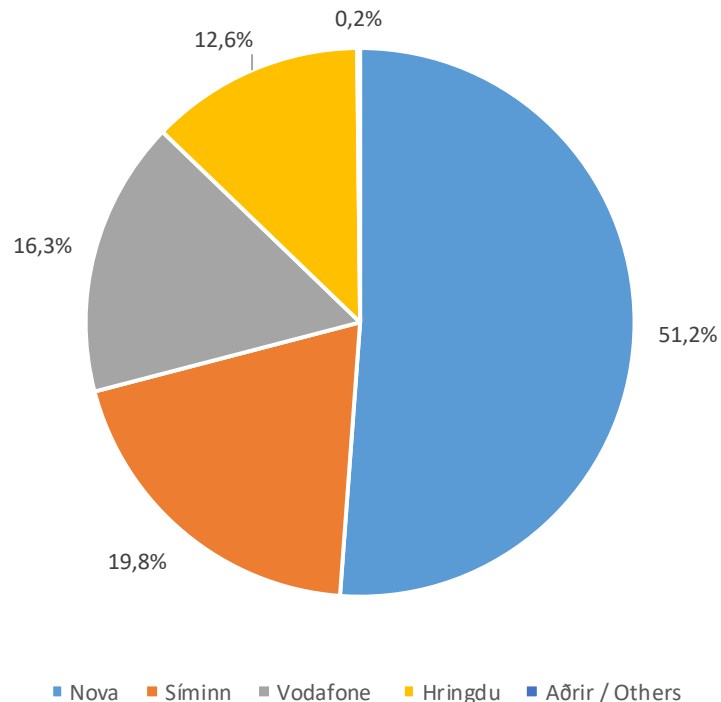
Tafla 19. Fjöldi mínútna úr farsímum til útlanda

Table 19. Total mobile outgoing international calls

	Fjöldi Numbers			Markaðshlutdeild Market share		
	2016	2017	2018	2016	2017	2018
(1.000 mínútur / minutes)						
Samtals / Total	16.382	22.068	30.645	100,0%	100,0%	100,0%
- Nova	5.531	8.503	15.680	33,8%	38,5%	51,2%
- Síminn	5.759	5.631	6.059	35,2%	25,5%	19,8%
- Vodafone	4.246	4.611	4.987	25,9%	20,9%	16,3%
- Hringdu	531	3.268	3.866	3,2%	14,8%	12,6%
- Aðrir / Others	316	55	52	1,9%	0,3%	0,2%

Mynd 19. Markaðshlutdeild skipt eftir fyrirtækjum

Picture 19. Market share by companies



Farsímanet - Mobile network

Fjöldi SMS og MMS / Number of SMS and MMS

Tafla 20. Fjöldi SMS og MMS skilaboða eftir fyrirtækjum*

Table 20. Total SMS and MMS messages by companies*

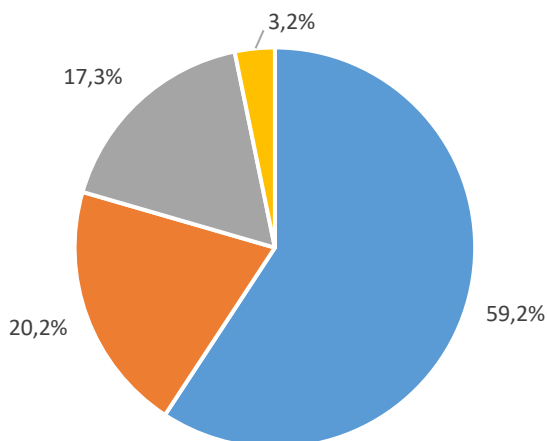
	SMS			Markaðshlutdeild Market share		
	2016	2017	2018	2016	2017	2018
(1.000 skilaboð / Messages)						
Samtals / Total	178.503	174.077	180.046	100,0%	100,0%	100,0%
- Nova	111.490	107.336	106.675	62,5%	61,7%	59,2%
- Síminn	33.322	32.033	36.443	18,7%	18,4%	20,2%
- Vodafone	28.249	31.299	31.125	15,8%	18,0%	17,3%
- Aðrir / Others	5.442	3.409	5.803	3,0%	2,0%	3,2%
MMS						
Samtals / Total	3.649	3.562	4.107	100,0%	100,0%	100,0%
- Nova	2.029	1.870	2.094	55,6%	52,5%	51,0%
- Vodafone	722	873	1.022	19,8%	24,5%	24,9%
- Síminn	822	771	906	22,5%	21,7%	22,0%
- Aðrir / Others	77	47	86	2,1%	1,3%	2,1%

*Einungis sendingar innan farsímanetsins. / *From mobile to mobile.

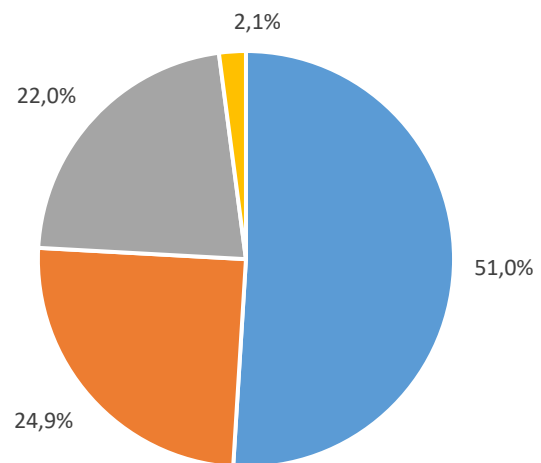
Mynd 20. Markaðshlutdeild skipt eftir fyrirtækjum

Picture 20. Market share by companies

SMS



MMS



■ Nova ■ Síminn ■ Vodafone ■ Aðrir / Others

■ Nova ■ Vodafone ■ Síminn ■ Aðrir / Others

Farsímanet - Mobile network

Fjöldi áskrifta fyrir netið í símann / Voice and data subscriptions

Tafla 21. Fjöldi áskrifta fyrir netið í farsímann*

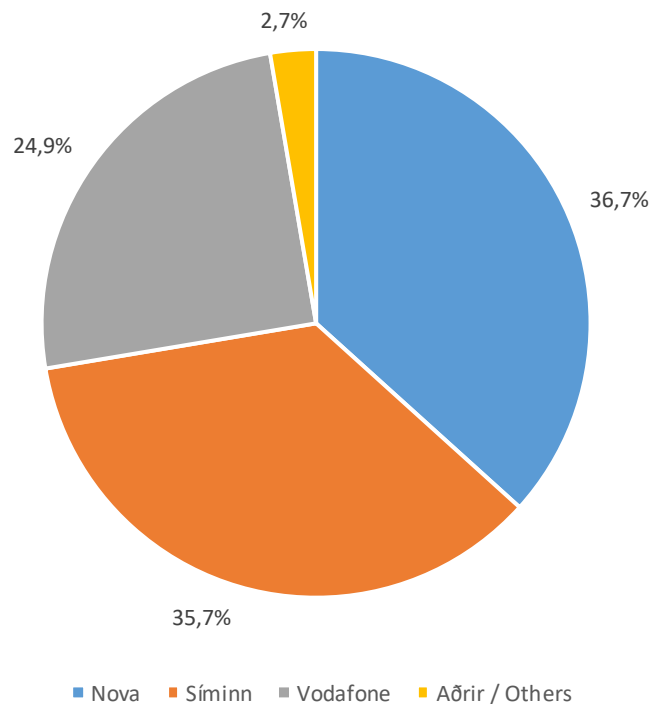
Table 21. Mobile broadband, number of voice and data subscriptions*

Í lok árs / End of	Breiðbandstenging farsíma Mobile broadband			Markaðshlutdeild Market share		
	2016	2017	2018	2016	2017	2018
Samtals / Total	304.677	328.243	358.889	100,0%	100,0%	100,0%
- Nova	124.951	128.055	131.704	41,0%	39,0%	36,7%
- Síminn	93.997	107.974	128.002	30,9%	32,9%	35,7%
- Vodafone	70.383	85.858	89.529	23,1%	26,2%	24,9%
- 365	10.854	3,6%
- Aðrir / Others	4.492	6.356	9.654	1,5%	1,9%	2,7%

*Áskriftir sem hafa notað netið í símann. / *Subscriptions which have used voice calls in addition to data traffic.

Mynd 21. Markaðshlutdeild skipt eftir fyrirtækjum

Picture 21. Market share by companies



Farsímanet - Mobile network

Netþjónusta á farsímaneti / Data only subscriptions

Tafla 22. Fjöldi áskrifta fyrir netþjónustu á farsímaneti*

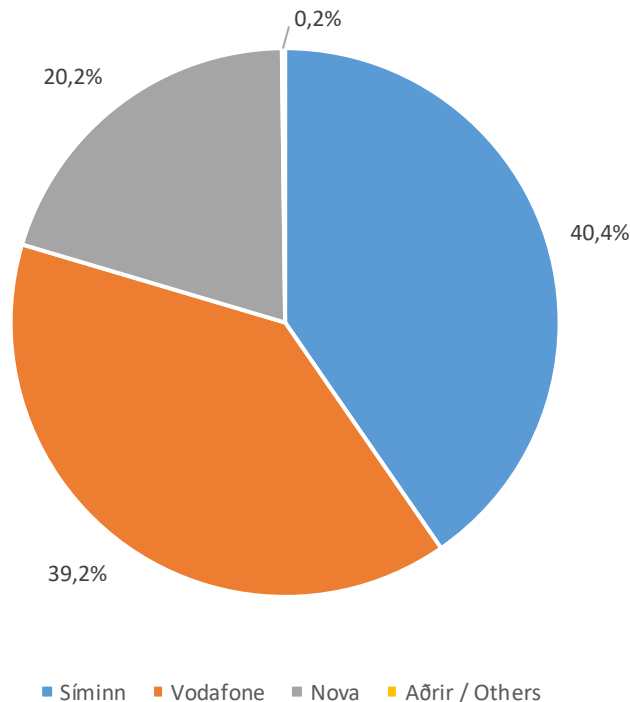
Table 22. Mobile broadband, number of data only subscriptions*

Í lok árs / End of	Breiðbandstenging farsíma Mobile broadband			Markaðshlutdeild Market share		
	2016	2017	2018	2016	2017	2018
Samtals / Total	49.226	51.364	62.259	100,0%	100,0%	100,0%
- Síminn	18.286	16.937	25.138	37,1%	33,0%	40,4%
- Vodafone	17.285	21.169	24.417	35,1%	41,2%	39,2%
- Nova	13.238	12.512	12.585	26,9%	24,4%	20,2%
- Aðrir / Others	417	746	119	0,8%	1,5%	0,2%

*Áskriftir sem heimila eingöngu gagnamagn (netlykill). / *Subscriptions with data only on mobile networks.

Mynd 22. Markaðshlutdeild skipt eftir fyrirtækjum

Picture 22. Market share by companies



Farsímanet - Mobile network

Gagnamagn á farsímaneti / Data traffic in mobile networks

Tafla 23. Gagnamagn á farsímaneti*

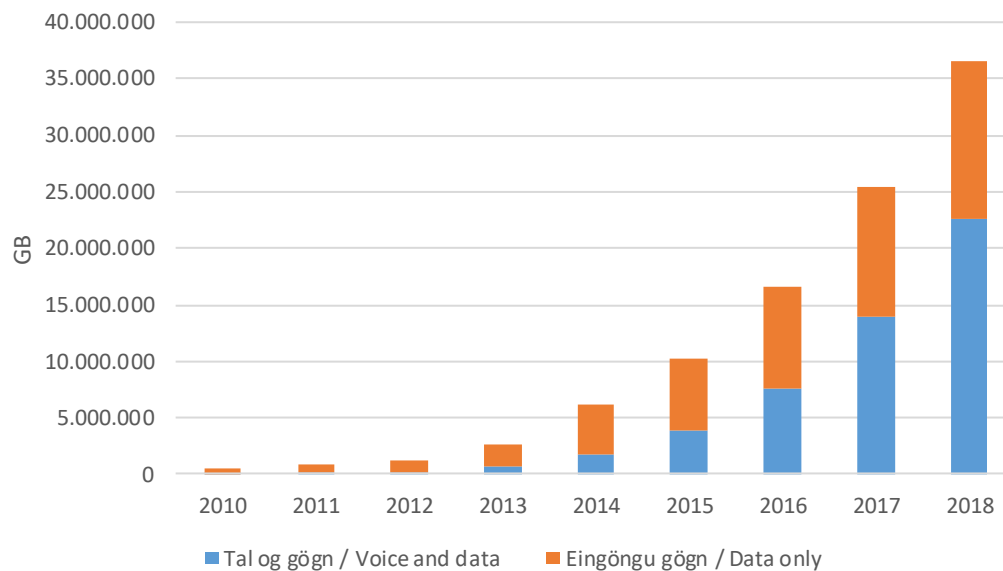
Table 23. Data traffic in mobile networks*

	Farsímanet / gögn Mobile network / Data			Markaðshlutdeild Market share		
	2016	2017	2018	2016	2017	2018
GB						
Samtals / Total	16.652.368	25.365.262	36.555.618	100,0%	100,0%	100,0%
- Tal og gögn / Voice and data	7.664.438	13.916.019	22.597.080	46,0%	54,9%	61,8%
- Eingöngu gögn / Data only	8.987.930	11.449.243	13.958.538	54,0%	45,1%	38,2%

*Gagnamagn fyrir netið í símann og netþjónustu á farneti. / *Data traffic for standard mobile and data only.

Mynd 23. Gagnamagn á farsímaneti

Picture 23. Data traffic in mobile networks



Farsímanet - Mobile network

Gagnamagn á farsímaneti / Data traffic in mobile networks

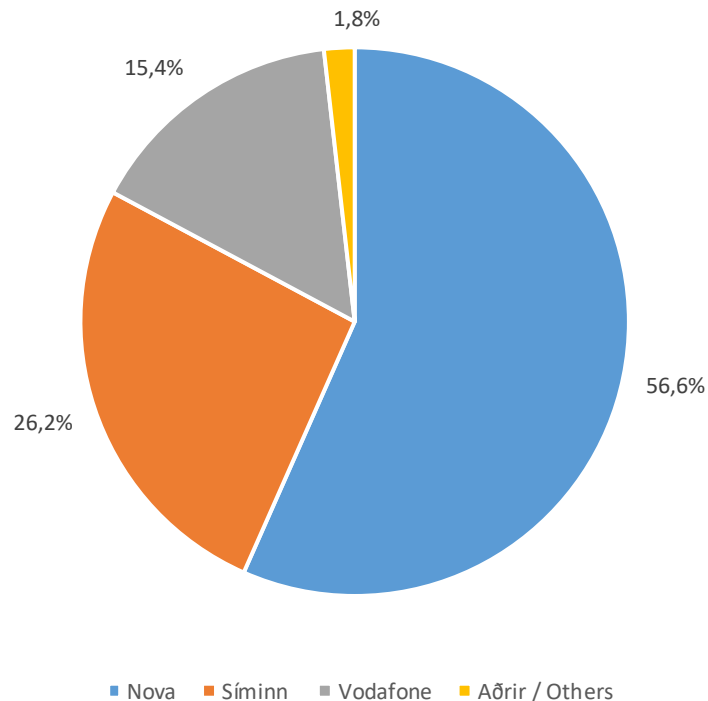
Tafla 24. Gagnamagn á farsímaneti

Table 24. Data traffic in mobile networks

	Farsímanet / Gagnamagn Mobile network / Data traffic			Markaðshlutdeild Market share		
	2016	2017	2018	2016	2017	2018
GB						
Samtals / Total	16.652.368	25.365.262	36.555.618	100,0%	100,0%	100,0%
- Nova	11.074.946	15.025.716	20.701.807	66,5%	59,2%	56,6%
- Síminn	3.240.613	5.809.276	9.569.829	19,5%	22,9%	26,2%
- Vodafone	1.860.345	4.239.922	5.626.432	11,2%	16,7%	15,4%
- Aðrir / Others	476.464	290.348	657.550	2,9%	1,1%	1,8%

Mynd 24. Markaðshlutdeild skipt eftir fyrirtækjum

Picture 24. Market share by companies



Farsímanet - Mobile network

Gagnamagn, netið í símann / Data traffic, voice and data

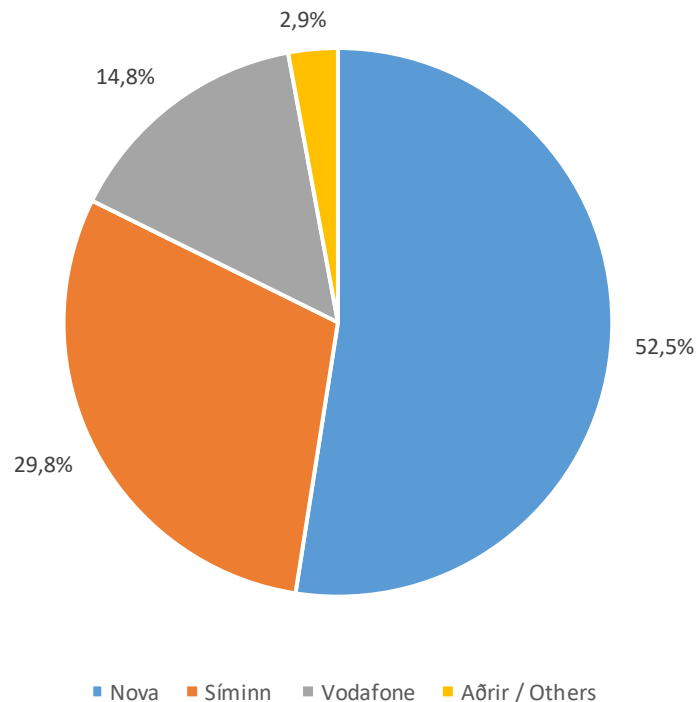
Tafla 25. Gagnamagn, netið í farsímann

Table 25. Data traffic in mobile networks, voice and data

	Farsímanet / Tal og gögn Mobile network / Voice and data			Markaðshlutdeild Market share		
	2016	2017	2018	2016	2017	2018
GB						
Samtals / Total	7.664.438	13.916.019	22.597.080	100,0%	100,0%	100,0%
- Nova	4.890.432	7.918.526	11.857.424	63,8%	56,9%	52,5%
- Síminn	1.506.781	3.347.986	6.742.754	19,7%	24,1%	29,8%
- Vodafone	792.327	2.363.483	3.339.352	10,3%	17,0%	14,8%
- 365	446.491	5,8%
- Aðrir / Others	28.406	286.025	657.550	0,4%	2,1%	2,9%

Mynd 25. Markaðshlutdeild skipt eftir fyrirtækjum

Picture 25. Market share by companies



Farsímanet - Mobile network

Gagnamagn, eingöngu gagnaáskrift / Data traffic, only data subscriptions

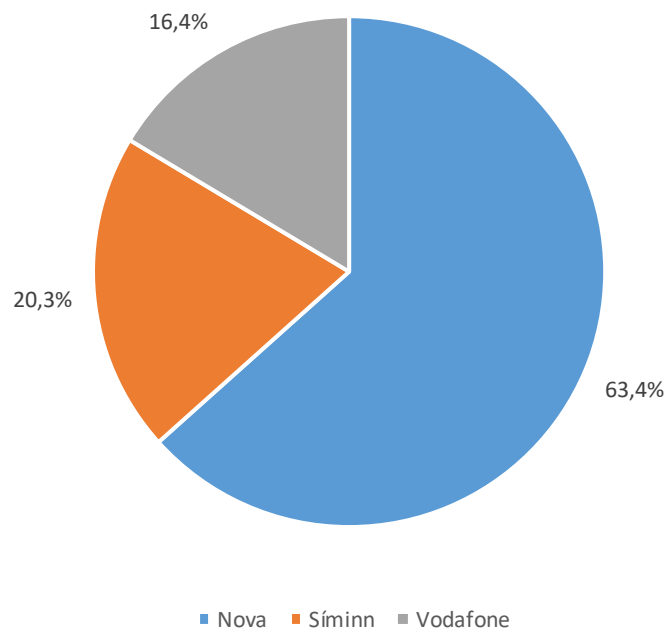
Tafla 26. Gagnamagn, eingöngu gagnaáskrift

Table 26. Data traffic in mobile networks, data only subscriptions

	Farsímanet / Eingöngu gögn Mobile network / Data only			Markaðshlutdeild Market share		
	2016	2017	2018	2016	2017	2018
GB						
Samtals / Total	8.987.930	11.449.243	13.958.538	100,0%	100,0%	100,0%
- Nova	6.184.514	7.107.190	8.844.383	68,8%	62,1%	63,4%
- Síminn	1.733.831	2.461.290	2.827.075	19,3%	21,5%	20,3%
- Vodafone	1.068.018	1.876.440	2.287.080	11,9%	16,4%	16,4%
- Aðrir / Others	1.568	4.324	...	0,0%	0,0%	...

Mynd 26. Markaðshlutdeild skipt eftir fyrirtækjum

Picture 26. Market share by companies



Internetið – Internet

Fjöldi internettinga / Internet subscriptions

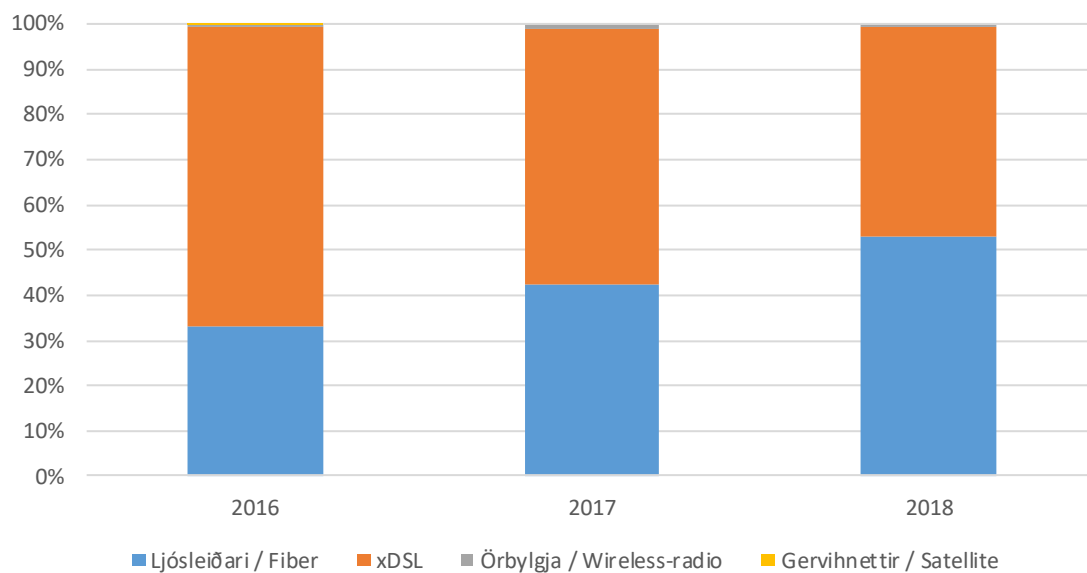
Tafla 27. Fjöldi tenginga eftir tegund

Table 27. Total subscriptions by type

Í lok árs / End of	2016	2017	2018
Samtals / Total	128.023	133.574	136.556
- Ljósleiðari / Fiber	42.352	56.649	72.253
- xDSL	84.846	75.631	63.743
- Örbylgja / Wireless-radio	793	1.294	560
- Gervihnettir / Satellite	32	0	0

Mynd 27. Hlutfall tenginga eftir tegund

Picture 27. Connection rate by type



Internetið - Internet

Internettengingar eftir fyrirtækjum / Internet connections by companies

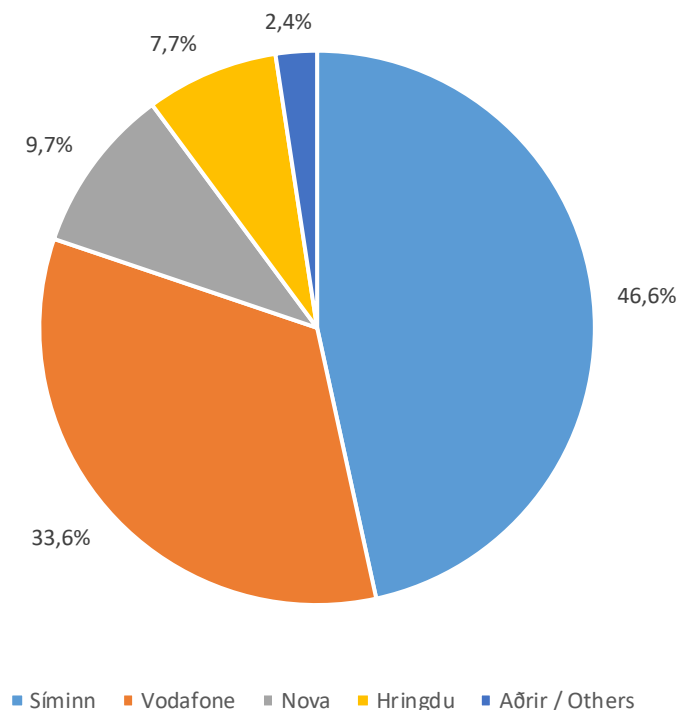
Tafla 28. Fjöldi internettenginga eftir fyrirtækjum

Table 28. Total subscriptions by companies

Í lok árs / End of	Fjöldi Number			Markaðshlutdeild Market share		
	2016	2017	2018	2016	2017	2018
Samtals / Total	128.023	133.574	136.556	100,0%	100,0%	100,0%
- Síminn	61.328	61.857	63.611	47,9%	46,3%	46,6%
- Vodafone	35.623	49.557	45.907	27,8%	37,1%	33,6%
- Nova	1.947	6.671	13.219	1,5%	5,0%	9,7%
- Hringdu	8.748	9.817	10.540	6,8%	7,3%	7,7%
- 365	14.960	11,7%
- Aðrir / Others	5.417	5.672	3.279	4,2%	4,2%	2,4%

Mynd 28. Markaðshlutdeild skipt eftir fyrirtækjum

Picture 28. Market share by companies



Internetið - Internet

Fjöldi xDSL internettenginga / xDSL subscriptions

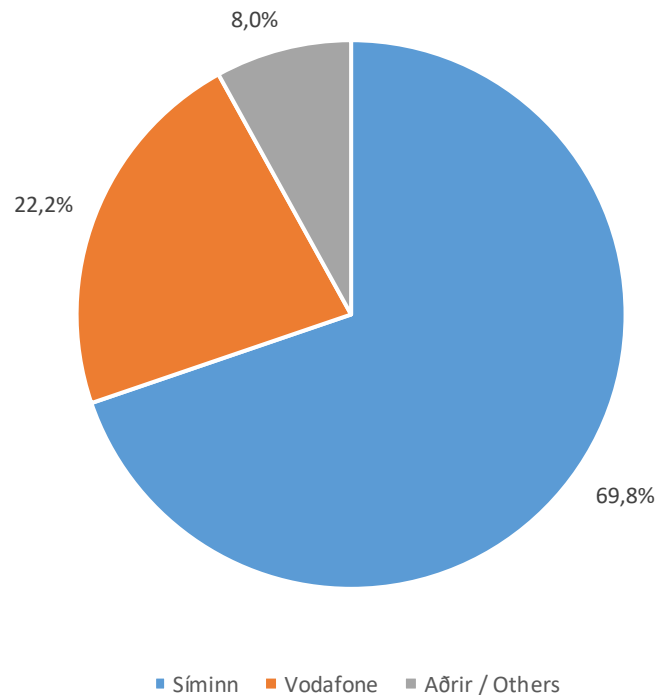
Tafla 29. Fjöldi xDSL tenginga eftir fyrirtækjum

Table 29. Total xDSL subscriptions by companies

Í lok árs / End of	Fjöldi Number			Markaðshlutdeild Market share		
	2016	2017	2018	2016	2017	2018
Samtals / Total	84.846	75.631	63.743	100,0%	100,0%	100,0%
- Síminn	57.249	51.646	44.471	67,5%	68,3%	69,8%
- Vodafone	13.028	18.161	14.155	15,4%	24,0%	22,2%
- 365	8.436	9,9%
- Aðrir / Others	6.133	5.824	5.117	7,2%	7,7%	8,0%

Mynd 29. Markaðshlutdeild skipt eftir fyrirtækjum

Picture 29. Market share by companies



Internetið - Internet

Fjöldi ljósleiðara internettenginga / Fiber connections

Tafla 30. Fjöldi ljósleiðara internettenginga*

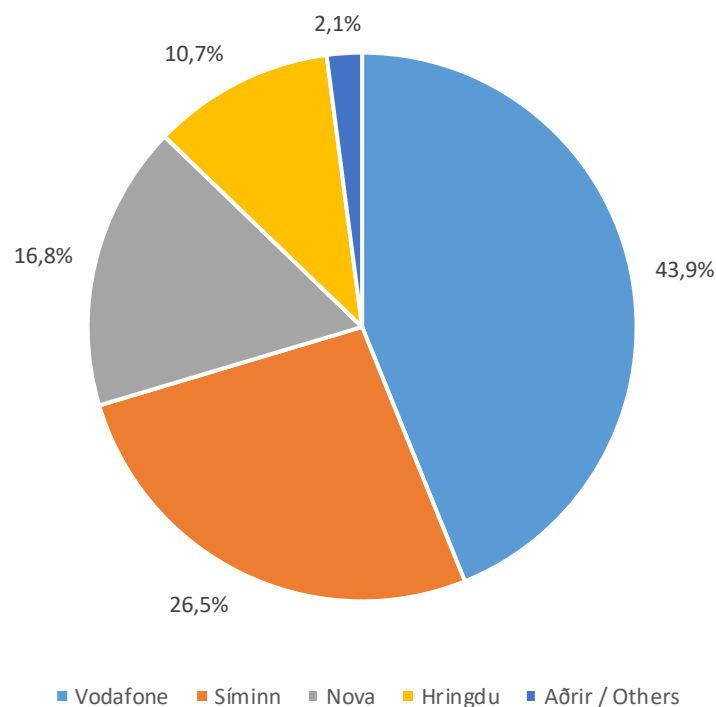
Table 30. Total fiber internet connections*

Í lok árs / End of	Fjöldi Number			Markaðshlutdeild Market share		
	2016	2017	2018	2016	2017	2018
Samtals / Total	42.352	56.649	72.253	100,0%	100,0%	100,0%
- Vodafone	22.595	30.706	31.712	53,4%	54,2%	43,9%
- Síminn	4.055	10.211	19.140	9,6%	18,0%	26,5%
- Nova	1.947	6.671	12.160	4,6%	11,8%	16,8%
- Hringdu	5.599	6.727	7.747	13,2%	11,9%	10,7%
- 365	6.034	14,2%
- Aðrir / Others	2.122	2.334	1.494	5,0%	4,1%	2,1%

*Ljósleiðari að heimili eða byggingu. / *Fiber to home or building.

Mynd 30. Markaðshlutdeild skipt eftir fyrirtækjum

Picture 30. Market share by companies



Internetið - Internet

Fjöldi xDSL og ljósleiðara internettenginga / xDSL and fiber connections

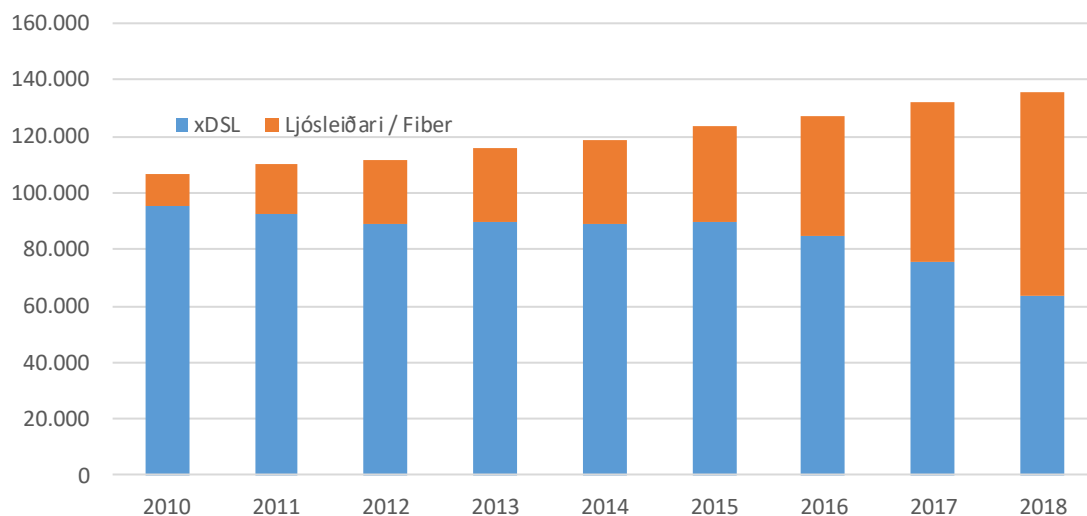
Tafla 31. Fjöldi xDSL og ljósleiðara internettenginga

Table 31. Total xDSL and fiber internet connections

	xDSL	Ljósleiðari / Fiber	Hlutfall ljósleiðari % Fiber ratio %
2000	2.591	...	
2001	10.618	...	
2002	23.484	...	
2003	39.502	60	0,2%
2004	53.264	92	0,2%
2005	75.897	204	0,3%
2006	85.280	668	0,8%
2007	94.630	1.218	1,3%
2008	98.762	2.615	2,6%
2009	97.862	6.908	6,6%
2010	95.448	11.563	10,8%
2011	92.745	17.265	15,7%
2012	89.123	22.521	20,2%
2013	90.090	25.736	22,2%
2014	88.799	29.692	25,1%
2015	89.453	33.962	27,5%
2016	84.846	42.352	33,3%
2017	75.631	56.649	42,8%
2018	63.743	72.253	53,1%

Mynd 31. Fjöldi xDSL og ljósleiðara internettenginga

Picture 31. Total xDSL and fiber internet connection



Internetið - Internet

Fjöldi tenginga eftir niðurhalshraða / Internet downstream speeds

Tafla 32. Fjöldi tenginga eftir niðurhalshraða*

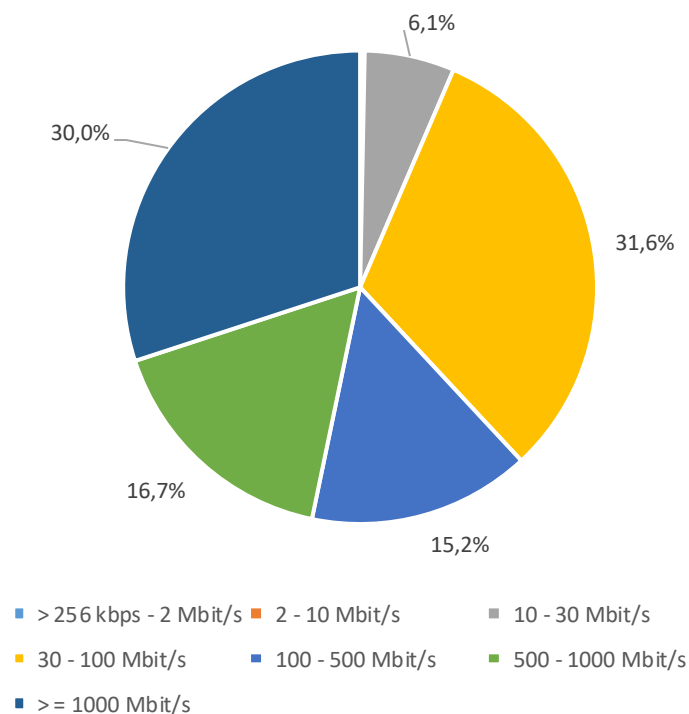
Table 32. Total subscriptions by downstream speeds*

	Fjöldi Number			Markaðshlutdeild Market share		
	2016	2017	2018	2016	2017	2018
Samtals / Total	128.023	133.574	136.556	100,0%	100,0%	100,0%
- > 256 kbps - 2 Mbit/s	414	217	159	0,3%	0,2%	0,1%
- 2 - 10 Mbit/s	879	501	268	0,7%	0,4%	0,2%
- 10 - 30 Mbit/s	18.443	14.906	8.390	14,4%	11,2%	6,1%
- 30 - 100 Mbit/s	50.758	48.266	43.186	39,6%	36,1%	31,6%
- 100 - 500 Mbit/s	52.019	34.727	20.729	40,6%	26,0%	15,2%
- 500 - 1000 Mbit/s	3.249	12.623	22.810	2,5%	9,5%	16,7%
- > = 1000 Mbit/s	2.261	22.334	41.014	1,8%	16,7%	30,0%

*Auglýstur hraði. / *Advertised speed.

Mynd 32. Hlutfall tenginga eftir niðurhalshraða tengingar

Picture 32. Total subscriptions by downstream speeds



Internetið - Internet

Fjöldi tenginga eftir upphalshraða / Internet upstream speeds

Tafla 33. Fjöldi tenginga eftir upphalshraða*

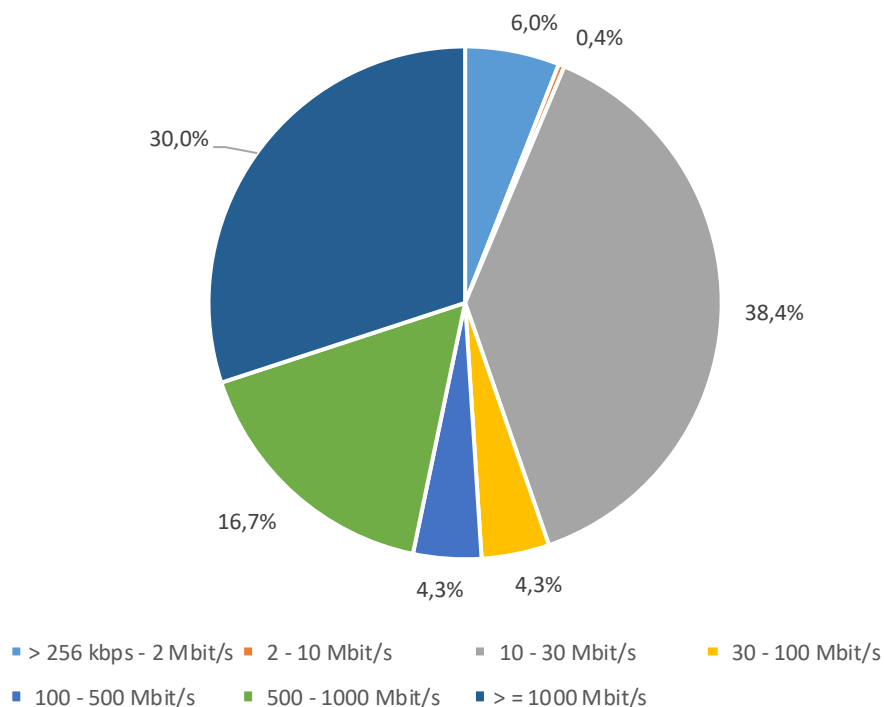
Table 33. Total subscriptions by upstream speeds*

Í lok árs / End of	Fjöldi Number			Markaðshlutdeild Market share		
	2016	2017	2018	2016	2017	2018
Samtals / Total	128.023	133.574	136.556	100,0%	100,0%	100,0%
- > 256 kbps - 2 Mbit/s	15.096	11.413	8.133	11,8%	8,5%	6,0%
- 2 - 10 Mbit/s	1.852	1.234	507	1,4%	0,9%	0,4%
- 10 - 30 Mbit/s	68.838	63.482	52.398	53,8%	47,5%	38,4%
- 30 - 100 Mbit/s	7.197	6.480	5.839	5,6%	4,9%	4,3%
- 100 - 500 Mbit/s	29.530	16.008	5.855	23,1%	12,0%	4,3%
- 500 - 1000 Mbit/s	3.249	12.623	22.810	2,5%	9,5%	16,7%
- > = 1000 Mbit/s	2.261	22.334	41.014	1,8%	16,7%	30,0%

*Auglýstur hraði. / *Advertised speed.

Mynd 33. Hlutfall tenginga eftir upphalshraða tengingar

Picture 33. Total subscriptions by upstream speeds



Internetið - Internet

Gagnamagn á fastaneti / Fixed broadband, Data traffic

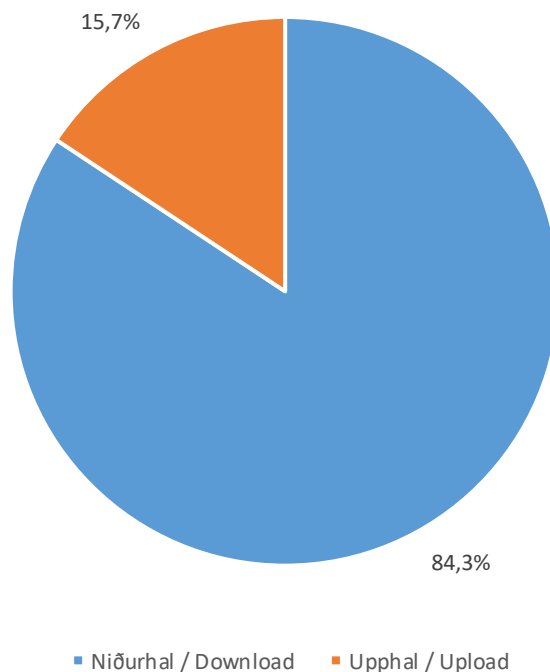
Tafla 34. Gagnamagn á fastaneti

Table 34. Fixed broadband, Data traffic

	Fastanet / Gagnamagn	Markaðshlutdeild
	Fixed broadband / Data traffic	Market share
	2018	2018
GB		
Samtals / Total	353.120.516	100,0%
- Niðurhal / Download	297.713.433	84,3%
- Upphal / Upload	55.407.083	15,7%

Mynd 34. Gagnamagn á fastaneti

Picture 34. Fixed broadband, data traffic



Internetið - Internet

Gagnamagn á fastaneti, Niðurhal / Fixed broadband, Download

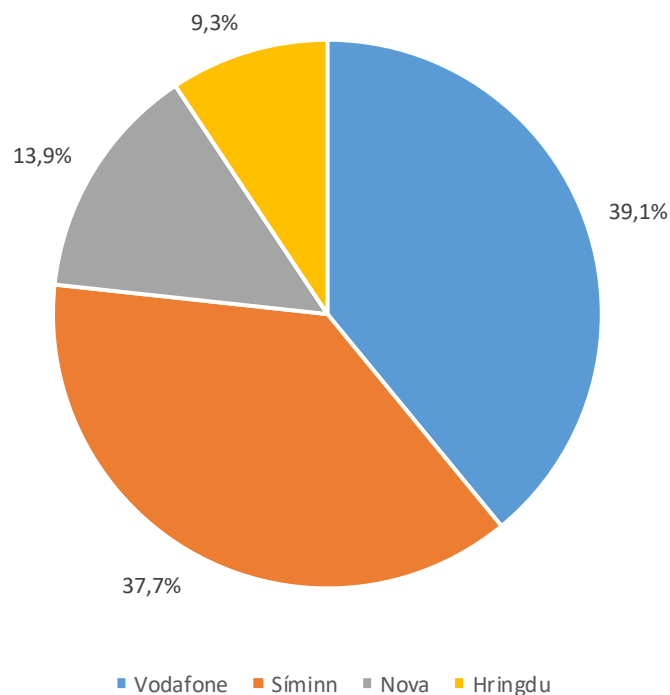
Tafla 35. Gagnamagn á fastaneti, Niðurhal

Table 35. Fixed broadband, Download

	Fastanet, Niðurhal	Markaðshlutdeild
	Fixed broadband, Download	Market share
	2018	2018
GB		
Samtals / Total	297.713.433	100,0%
- xDSL	117.452.337	39,5%
- Ljósleiðari / Fiber	180.261.096	60,5%
- Vodafone	116.289.223	39,1%
- Síminn	112.106.188	37,7%
- Nova	41.484.283	13,9%
- Hringdu	27.833.739	9,3%

Mynd 35. Markaðshlutdeild skipt eftir fyrirtækjum

Picture 35. Market shares by companies



Internetið - Internet

Gagnamagn á fastaneti, Upphal / Fixed broadband, Upload

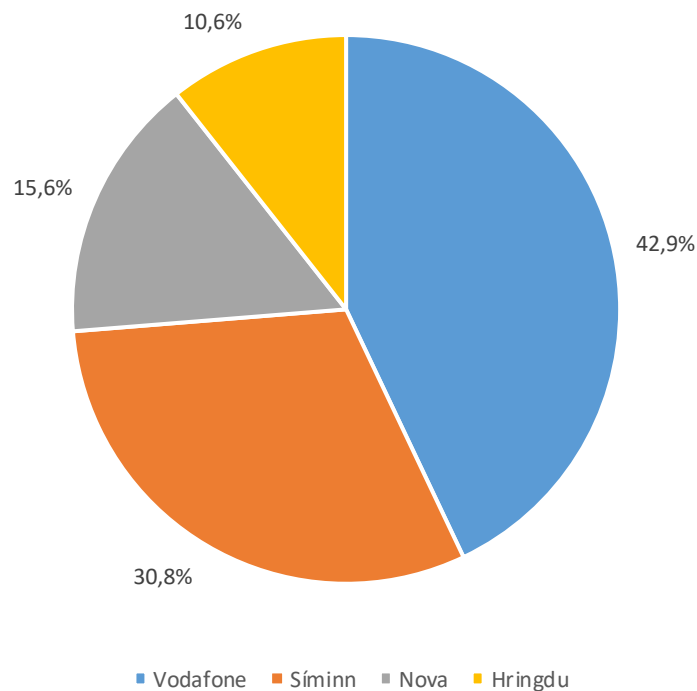
Tafla 36. Gagnamagn á fastaneti, Upphal

Table 36. Fixed broadband, Upload

	Fastanet, Upphal	Markaðshlutdeild
	Fixed broadband, Upload	Market share
	2018	2018
GB		
Samtals / Total	55.407.083	100,0%
- xDSL	18.848.480	34,0%
- Ljósleiðari / Fiber	36.558.603	66,0%
- Vodafone	23.796.893	42,9%
- Síminn	17.051.437	30,8%
- Nova	8.670.884	15,6%
- Hringdu	5.887.869	10,6%

Mynd 36. Markaðshlutdeild skipt eftir fyrirtækjum

Picture 36. Market shares by companies



Internetið - Internet

Heildarfjöldi áskrifenda með IPTV / IPTV subscriptions

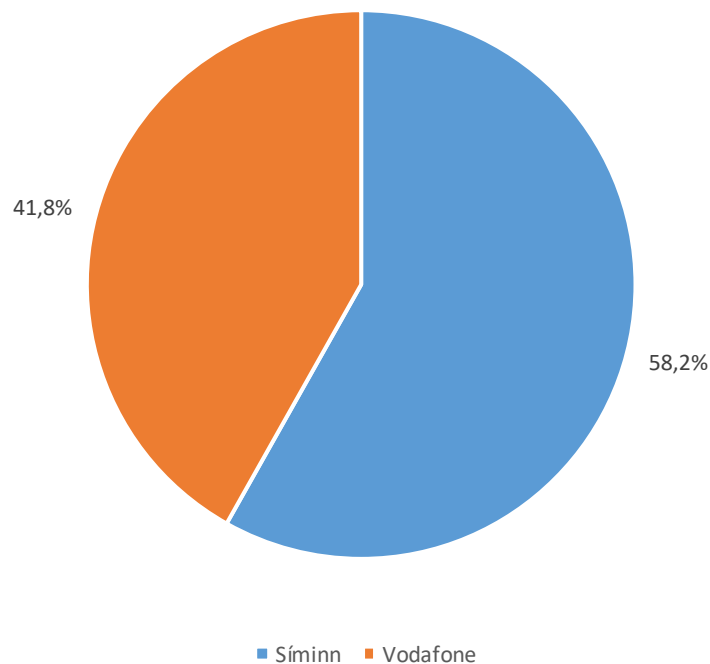
Tafla 37. Heildarfjöldi áskrifenda með sjónvarp yfir IP-net

Table 37. Number of IPTV subscriptions

Í lok árs / End of	Fjöldi Number			Markaðshlutdeild Market share		
	2016	2017	2018	2016	2017	2018
Samtals / Total	99.091	101.154	98.923	100,0%	100,0%	100,0%
- xDSL	66.053	59.392	46.359	66,7%	58,7%	46,9%
- Ljósleiðari / Fiber	33.038	41.762	52.564	33,3%	41,3%	53,1%
- Síminn	55.471	56.534	57.535	56,0%	55,9%	58,2%
- Vodafone	38.135	44.620	41.388	38,5%	44,1%	41,8%
- 365	5.485	5,5%

Mynd 37. Markaðshlutdeild skipt eftir fyrirtækjum

Picture 37. Market share by companies



Velta og fjárfesting – Revenue and Investment

Heildartekjur eftir fjarskiptastarfsemi / Income from telecommunication

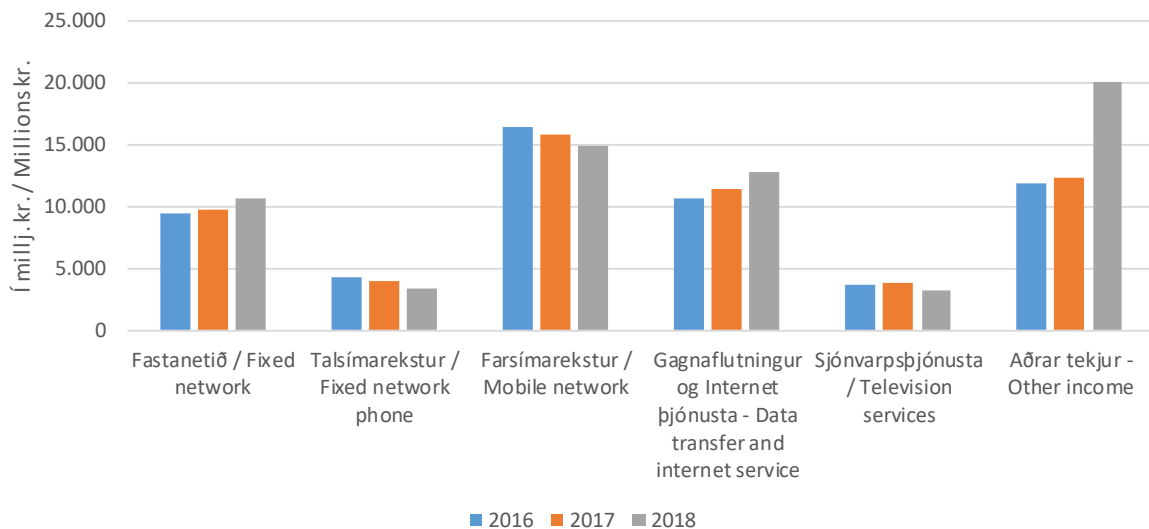
Tafla 38. Heildartekjur eftir fjarskiptastarfsemi

Table 38. Total income from telecommunication

	2016	2017	2018
Í milljónum króna / In millions of krónur			
Samtals / Total	56.600	57.392	65.143
- Fastanetið / Fixed network	9.453	9.776	10.611
- Talsímarekstur / Fixed network phone	4.322	4.062	3.430
- Farsímarekstur / Mobile network	16.510	15.893	14.958
- Gagnafl. og Internet þjón. / Data transfer and Internet service	10.670	11.408	12.780
- Sjónvarpsþjónusta / Television services	3.680	3.849	3.256
- Aðrar tekjur / Other income	11.964	12.404	20.109

Mynd 38. Heildartekjur eftir fjarskiptastarfsemi

Picture 38. Total income from telecommunication



Velta og fjárfesting – Revenue and Investment

Fjárfestingar eftir fjarskiptastarfsemi / Investment in telecommunication

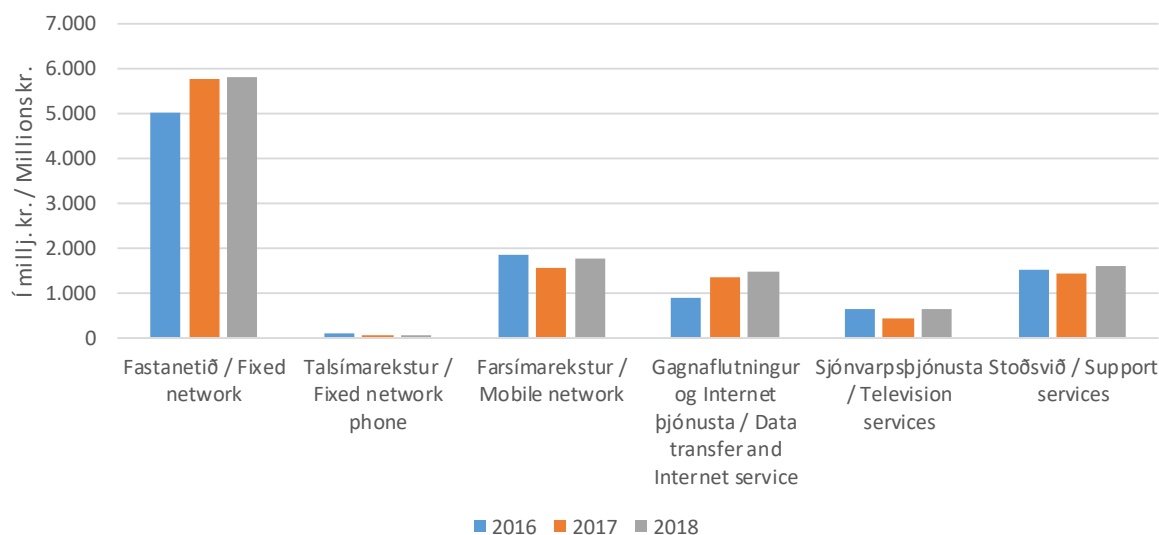
Tafla 39. Fjárfestingar eftir fjarskiptastarfsemi

Table 39. Investment in telecommunication

	2016	2017	2018
Í milljónum króna / In millions of krónur			
Samtals / Total	10.039	10.660	11.269
- Fastanetið / Fixed network	5.036	5.790	5.802
- Talsímarekstur / Fixed network phone	110	70	16
- Farsímarekstur / Mobile network	1.857	1.567	1.749
- Gagnafl. og Internet þjón. / Data transfer and Internet service	905	1.361	1.480
- Sjónvarpsþjónusta / Television services	631	442	624
- Stoðsvið / Support services	1.500	1.428	1.598

Mynd 39. Fjárfestingar eftir fjarskiptastarfsemi

Picture 39. Investment in telecommunication



Skráð fyrirtæki – Registered Operators

Skráð fjarskiptafyrirtæki	Tegund starfsemi
1819 Nýr valkostur ehf.	Upplýsingaþjónusta um símanúmer/ <i>Directory enquiry service</i>
Advania Ísland ehf.	Gagnaflutningsþjónusta/ <i>Data transmission service</i>
Alza ehf.	Gagnaflutningsþjónusta um þráðlaus- og fastanet/ <i>Data transmission service via fixed and wireless electronic communication networks</i>
Alþingi	Hljóðvarps og/eða sjónvarpsdreifing/ <i>Transmission of radio and television signal</i>
Austurljós ehf.	Gagnaflutningsnet og þjónusta/ <i>Data transmissison and service</i>
Ábótinn ehf.	Gagnaflutningsnet og –þjónusta/ <i>Data transmission and service</i>
Árvakur hf.	Upplýsingaþjónusta um símanúmer/ <i>Directory enquiry service</i>
Ásaljós	Rekstur fastlínu fjarskiptanets/ <i>Operation of fixed electronic communication network</i>
Backbone ehf.	Gagnaflutningsnet og –þjónusta/ <i>Data transmission and service</i>
Bloomberg Finance L.P.	Leigulínuþjónusta og almennt fjarskiptanet/ <i>Leased line and network</i>
Boðleið þjónusta ehf.	Talsímaþjónusta, farsímaþjónusta og rekstur fastlínu fjarskiptanets/ <i>Voice telephony, mobile telephony and operation of fixed data transmission network</i>
Brimrún ehf.	Gagnaflutningsþjónusta um gervitungl/ <i>Data transmission via satellite</i>
BT Solutions Limited, útibú á Íslandi	Gagnaflutningsþjónusta/ <i>Data transmission services</i>
Century Link Iceland ehf.	Rekstur fjarskiptanets og gagnaflutningsþjónusta/ <i>Operation of fixed electronic communication network and data transmission service</i>
Colt Technology Services AB	Gagnaflutningsþjónusta/ <i>Data transmission services</i>
Comprehensive Nuclear Test Ban Organisation (CTBTO)	Gagnaflutningsþjónusta um gervihnött/ <i>Data transmission via satellite</i>
Cubic Telecom Limited	Rekstur fastlínu- og þráðlauss fjarskiptanets og gagnaflutningsþjónusta um þráðlaus net/ <i>Operation of fixed and wireless electronic communications network and data transmission via wireless electronic communications networks</i>
Dalaveitur ehf.	Rekstur fastlínu fjarskiptanets/ <i>Operation of fixed electronic communications network</i>
DataBox ehf.	Talsímaþjónusta og fjarskiptanet/ <i>Voice telephony and network</i>
Datacell ehf.	Gagnaflutningsþjónusta/

	<i>Data transmission services</i>
Davið og Góliat ehf.	Talsíma- og gagnaflutningsþjónusta/ <i>Voice telephony and data transmission</i>
DCN Hub ehf.	Farsíma- og gagnaflutningsþjónusta/ <i>Mobile and data transmission services</i>
DVD-Margmiðlun ehf.	Rekstur breiðbandskerfis fyrir útvarpsdreifingu/ <i>Broadcast cable network</i>
Eyja- og Miklaholts- hreppur	Rekstur fastlínu fjarskiptanets/ <i>Fixed data transmission network</i>
Factor ehf.	Gagnaflutningsnet- og gagnaflutningsþjónusta/ <i>Data transmission and service</i>
Farice ehf.	Sæstrengur/ <i>Submarine cable</i>
Ferðaðjónustan Húsafelli ehf.	Rekstur fastlínu fjarskiptanets/ <i>Operation of fixed electronic communications network</i>
Feris ehf.	Gagnaflutningsþjónusta/ <i>Data transmission service</i>
Fjarskiptafélag Mývanssveitar ehf.	Gagnaflutningsþjónusta um fastanet/ <i>Data transmission service via fixed electronic communication network</i>
Fjarskiptafélag Reykhólahrepps	Rekstur fastlínu fjarskiptanets/ <i>Operation of fixed electronic communications network</i>
Fjarskiptafélag Skagabyggðar	Gagnaflutningsnet/ <i>Data transmission network</i>
Fjarskiptafélag Skeiða- og Gnúpverjahrepps ehf.	Gagnaflutningsnet/ <i>Data transmission network</i>
Fjarskiptafélag Svalbarðshrepps ehf.	Rekstur fastlínu fjarskiptanets/ <i>Operation of fixed electronic communications network</i>
Fjölnet ehf.	Talsíma-, gagnaflutningsþjónusta og fjarskiptanet/ <i>Voice telephony, data transmission and network</i>
Fónn ehf.	Talsíma-, gagnaflutningsþjónusta og fjarskiptanet/ <i>Voice telephony, data transmission and network</i>
Gagnaveita Helgafellssveitar	Rekstur fastlínu fjarskiptanets/ <i>Operation of fixed electronic communication network</i>
Gagnaveita Hornafjarðar ehf.	Fjarskiptanet/ <i>Electronic communication networks</i>
Gagnaveita Reykjavíkur ehf.	Gagnaflutningsnet og –þjónusta/ <i>Data transmission and service</i>
Gagnaveita Suðurlands ehf.	Gagnaflutningsþjónusta/ <i>Data transmission service</i>
Gagnaveitan ehf.	Fjarskiptaþjónusta/ <i>Electronic communication services</i>
GlobalCall ehf.	Talsímaþjónusta/ <i>Voice telephony</i>
Halló ehf.	Upplýsingaþjónusta um símanúmer/ <i>Directory enquiry service</i>
Hátíðni hf.	Talsíma-, gagnaflutningsþjónusta og fjarskiptanet/ <i>Voice telephony, data transmission and network</i>

Hitaveita Egilsstaða/Fella ehf.	Rekstur fastlínu- og þráðlauss fjarskiptanets, gagnaflutningsþjónusta um þráðlaus og fastanet og hljóðvarps og/eða sjónvarpsdreifing/ <i>Operation of fixed and wireless electronic communication networks, data transmission via fixed and wireless electronic communications networks and transmission of radio and television signals</i>
Hitaveita Tálknafjarðarhrepps	Gagnaflutningsþjónusta um fastanet/ <i>Data transmission network</i>
Hljóðsmárinn ehf.	Hljóðvarps- og/eða sjónvarpsdreifing/ <i>Transmission of radio and television signals</i>
Hópkaup ehf.	Upplýsingaþjónusta um símanúmer/ <i>Directory enquiry service</i>
Hótel Laki ehf.	Rekstur fastlínu fjarskiptanets/ <i>Operation of fixed electronic communication network</i>
Hringdu ehf.	Talsíma- og gagnaflutningsþjónusta/ <i>Voice telephony and data transmission service</i>
Hringiðan ehf./Vortex Inc.	Talsíma-, gagnaflutningsþjónusta og fjarskiptanet/ <i>Voice telephony, data transmission and network</i>
Húnanet ehf.	Rekstur fastlínu fjarskiptanets/ <i>Operation of fixed electronic communications network</i>
Hvalfjarðarsveit	Fjarskiptanet/ <i>Electronic communication networks</i>
Icelandair ehf.	Fjarskiptanet/Network
IMC Ísland ehf.	DCS 1800 farsímaþjónusta/ <i>Mobile DSC 1800</i>
Internet á Íslandi hf.	Fjarskiptanet, talsíma- og gagnaflutningsþjónusta/ <i>Network, voice telephony and data transmission</i>
Isavia ehf.	Talþjónusta við flugvélar og rekstur fastlínu fjarskiptakerfis/ <i>Voice transmission service for aircrafts and operation of fixed electronic communication network</i>
Já hf.	Útgáfa síma- og vistfangaskrár. Upplýsingaþjónusta um símanúmer/ <i>Publication of directories, directory enquiry service</i>
Kópavogsbær	Rekstur fastlínu- og þráðlauss fjarskiptanets, gagnaflutningsþjónusta um þráðlaus og fastanet og hljóðvarps og/eða sjónvarpsdreifing/ <i>Operation of fixed and wireless electronic communication networks, data transmission via fixed and wireless electronic communications networks</i>
Kukl ehf.	Talsíma-, gagnaflutningsþjónusta og fjarskiptanet/ <i>Voice telephony, data transmission and network</i>
Landhelgisgæsla Íslands	Rekstur og útleiga NATO ljósleiðarastrengs/ <i>Management and lease of NATO's optical fibre network</i>
Leiðarljós ehf.	Rekstur fastlínu fjarskiptanets/ <i>Operation of fixed electronic communications network</i>
Lindin, kristilegt útvarp	Hljóðvarps- og/eða sjónvarpsdreifing/ <i>Transmission of radio and television signals</i>
Líf í Mýrdal ehf.	Rekstur fastlínu fjarskiptanets/ <i>Fixed data transmission network</i>

Ljós og gagnaleiðari ehf.	Gagnaflutningsnet/ <i>Data transmission network</i>
Ljósfesti ehf.	Rekstur fastlínu fjarskiptanets/ <i>Operation of fixed electronic communication network</i>
Ljósþunktur ehf.	Rekstur fastlínu fjarskiptanets/ <i>Operation of fixed electronic communication network</i>
Loki Telecom ehf.	Rekstur fastlínu- og þráðlauss fjarskiptanets, gagnaflutningsþjónusta um þráðlaus og fastanet og hljóðvarps og/eða sjónvarpsdreifing <i>Operation of fixed and wireless electronic communication networks, data transmission via fixed and wireless electronic communications networks</i>
Magnavík ehf.	Gagnaflutningsþjónusta/ <i>Data transmission service</i>
Martölvan ehf.	Talsíma, gagnaflutningsþjónusta og fjarskiptanet/ <i>Voice telephony, data transmission and network</i>
MessageBird B.V.	Talsíma- og farsímaþjónusta/ <i>Voice telephony</i>
Míla ehf.	Fjarskiptanet/ <i>Network</i>
Mobiweb Telecom Limited	Farsímaþjónusta/ <i>Mobile service</i>
Nepal hugbúnaður	Gagnaflutningsþjónusta og þráðlaust fjarskiptanet/ <i>Data transmission service and wireless data transmission</i>
Netvarp og Sport ehf.	Hljóðvarps- og/eða sjónvarpsdreifing/ <i>Transmission and radio and/or television signals</i>
Netvöktun ehf.	Talsímaþjónusta, rekstur fastlínu og þráðlauss fjarskiptanets og gagnaflutningsþjónusta um fasta- og þráðlaus net/ <i>Voice telephony, operation of fixed and wireless electronic communications networks and fixed and wireless data transmission service</i>
Neyðarlínan hf.	Talsímaþjónusta/neyðarsímsvörðun/ <i>Voice telephony - emergency service</i>
Nordic Networks ehf.	Sæstrengur og gagnaflutningsþjónusta/ <i>Submarine cable and data transmission service</i>
Nova ehf.	Talsíma- og gagnaflutningsþjónusta/ <i>Voice telephony and data transmission</i>
OnAir S.A.R.L.	Farsímaþjónusta um borð í flugvélum (MCA)/ <i>Mobile communication services on aircraft (MCA)</i>
Opex Upplýsingatækni ehf.	Talsíma- og gagnaflutningsþjónusta/ <i>Voice telephony and data transmission service</i>
Opin kerfi ehf.	Gagnaflutningsþjónusta/ <i>Data transmission service</i>
Origo hf.	Gagnaflutningsþjónusta/ <i>Data transmission service</i>
Orkufjarskipti hf.	Fjarskiptanet/ <i>Electronic communication network</i>
Premis ehf.	Tal- og farsímaþjónusta, rekstur þráðlauss og fastlínu fjarskiptanets og gagnaflutningsþjónusta um fastanet og þráðlaus net/

	<i>Voice telephony and mobile services, operation of fixed and wireless electronic communication networks and fixed and wireless data transmission services</i>
Proteccion ehf.	Rekstur fastlínu fjarskiptanets/ <i>Operation of fixed electronic communication network</i>
Rafey ehf.	Rekstur fastlínu fjarskiptanets/ <i>Operation of wireless electronic communication network</i>
Rangárljós	Rekstur fastlínu fjarskiptanets/ <i>Operation of fixed electronic communication network</i>
Ríkisútvarpið ohf.	Fjarskiptaþjónusta: Hljóðvarp og sjónvarp/ <i>Transmission of radio and television signals</i>
Sensa ehf.	Gagnaflutningsþjónusta um fastanet/ <i>Data transmission service via fixed electronic communication network</i>
Símaþjónustan ehf.	Talsímaþjónusta/ <i>Voice telephony</i>
Síminn hf.	Talsímaþjónusta, GSM, gagnaflutningsnet o.fl./ <i>Voice telephony, mobile, data transmission and network</i>
Sjónvarpsmiðstöðin ehf.	Gagnaflutningsþjónusta/ <i>Data transmission service</i>
Snerpa ehf.	Fjarskiptanet/ tal- og gagnaflutningsþjónusta/ <i>Network, voice telephony and data transmission</i>
Softverk ehf.	Talsíma-, gagnaflutningsþjónusta og fjarskiptanet/ <i>Voice telephony, data transmission and network</i>
Streaming Media ehf.	Rekstur þráðlauss fjarskiptanets, gagnaflutningsþjónusta um fastanet og þráðlaus net og hljóðvarps- og/eða sjónvarpsdreifing/ <i>Wireless network, fixed and wireless data transmission and transmission of radio and television signals</i>
Stykkishólmsbær	Gagnaflutningsnet/ <i>Data transmission network</i>
Sumarsól ehf.	Upplýsingaþjónusta um símanúmer/ <i>Directory enquiry service</i>
Sýn hf.	Talsímaþjónusta, farsímaþjónusta, gagnaflutningsþjónusta og fjarskiptanet/ <i>Voice telephony, mobile, data transmission and network</i>
Tech Support á Íslandi ehf.	Talsímaþjónusta, gagnaflutningsþjónusta um fastanet og þráðlaus net/ <i>Voice telephony and fixed and wireless data transmission services</i>
TELE Greenland A/S	Sæstrengur/ <i>Submarine cable</i>
Tengir ehf.	Ljósleiðaranet/ <i>Fiber optical network</i>
Thomson Reuters (Market) Norge AS	Gagnaflutningsþjónusta um fastanet/ <i>Fixed line network data transmission</i>
Thor Telecom Ísland ehf.	Gagnaflutningsþjónusta um fastanet og þráðlaus net og hljóðvarps- og/eða sjónvarpsdreifing/ <i>Fixed and wireless data transmission and transmission of radio and television signals</i>
Tismi BV	Tal- og farsímaþjónusta/ <i>Voice and mobile telephony</i>

Truphone Limited	Farsímaþjónusta og gagnaflutningsþjónusta um þráðlaus net/ <i>Mobile telephony and data transmission via wireless electronic communications networks</i>
TSC ehf.	Talsíma-, gagnaflutningsþjónusta og fjarskiptanet/ <i>Voice telephony, data transmission and network</i>
Tölvu- og rafeindaþjónusta Suðurlands ehf.	Gagnaflutningsþjónusta/ <i>Data transmission service</i>
Tölvun ehf.	Gagnaflutningsnet og –þjónusta/ <i>Data transmission and service</i>
Tölvustoð ehf.	Gagnaflutningsþjónusta/ <i>Data transmission service</i>
Veðurstofa Íslands	Rekstur fastlínu og þráðlauss fjarskiptanets og gagnaflutningsþjónusta um fastanet og þráðlaus net/ <i>Operation of fixed and wireless electronic communication networks, data transmission via fixed and wireless electronic communications networks</i>
Vegagerðin	Rekstur fastlínu fjarskiptanets/ <i>Operation of fixed electronic communications network</i>
Yellow Mobile B.V.	Talsíma- og farsímaþjónusta, rekstur fastlínu- og þráðlauss fjarskiptanets og gagna-flutningsþjónusta um um fastanet og þráðlaus net/ <i>Voice and mobile telephony, operation of fixed and wireless electronic communication networks, data transmission via fixed and wireless electronic communications networks</i>
Zendesk International Limited	SMS og VoIP þjónusta í gegnum ský/ <i>SMS and VoIP services using software via the cloud</i>
Þekking - Tristan hf.	Gagnaflutningsnet og –þjónusta/ <i>Data transmission and service</i>
Þorvaldur Stefánsson	Skipaþjónustugagna- flutningur/ <i>Maritime mobile</i>
Öryggisfjarskipti ehf.	Fjarskiptaþjónusta og fjarskiptanet/TETRA/ <i>Telecommunication service and network / TETRA</i>