



PFS(21)-01



# Tölfræði um íslenska fjarskiptamarkaðinn 2020

---

Statistics on the Icelandic  
Telecommunications Market 2020

Apríl 2021



PÓST- OG FJARSKIPTASTOFNUN

## Efnisyfirlit - Table of Contents

Inngangur .....	4
Introduction .....	4
Helstu stærðir – Main indicators.....	5
Fastanet – Fixed network.....	6
Helstu stærðir á fastaneti / Main indicators in the fixed network.....	6
Áskrifendur með fastlínusíma / Subscribers with fixed network phone.....	7
Heildarfjöldi mínútna á fastaneti / Traffic in the fixed network .....	8
Fjöldi mínútna eftir fyrirtækjum / Traffic by companies.....	9
Símtöl til fastaneta / Calls to fixed networks .....	10
Símtöl til útlanda / Outgoing international calls .....	11
Símtöl til farsímaneta / Calls to mobile networks.....	12
Farsímanet – Mobile network.....	13
Helstu stærðir á farsímaneti / Main indicators in mobile networks .....	13
Heildarfjöldi áskrifta / Total subscriptions .....	14
Heildarfjöldi áskrifta með talþjónustu / Mobile voice subscriptions .....	15
Samningsbundnar áskriftir / Contract subscriptions.....	16
Fyrirframgreidd símakort / Pre-paid phone cards .....	17
Virk símakort á farsímaneti / Active phone cards on mobile networks.....	18
Númeraflutningur / Portings.....	19
Fjöldi mínútna úr farsímum / Minutes from mobile phones .....	20
Heildarfjöldi mínútna úr farsímum / Minutes from mobile phones .....	21
Fjöldi mínútna úr farsímum til fastaneta / Minutes to fixed networks.....	22
Fjöldi mínútna úr farsímum í farsíma / Minutes from mobile to mobile .....	23
Fjöldi mínútna úr farsímum til útlanda / Outgoing international calls .....	24
Fjöldi SMS og MMS / Number of SMS and MMS .....	25
Fjöldi áskrifta fyrir netið í símann / Voice and data subscriptions .....	26
Netþjónusta á farsímaneti / Data only subscriptions.....	27
Gagnamagn á farsímaneti / Data traffic in mobile networks.....	28
Gagnamagn á farsímaneti / Data traffic in mobile networks.....	29
Gagnamagn, netið í símann / Data traffic, voice and data.....	30
Gagnamagn, eingöngu gagnaáskrift / Data traffic, data only subscriptions .....	31
Internetið – Internet .....	32
Fjöldi internettenginga / Internet subscriptions .....	32
Internettengingar eftir fyrirtækjum / Internet connections by companies .....	33

Fjöldi xDSL internettenginga / xDSL subscriptions .....	34
Fjöldi ljósleiðara internettenginga / Fiber connections .....	35
Fjöldi xDSL og ljósleiðara internettenginga / xDSL and fiber connections .....	36
Fjöldi tenginga eftir niðurhalshraða / Internet downstream speeds .....	37
Fjöldi tenginga eftir upphalshraða / Internet upstream speeds .....	38
Gagnamagn á fastaneti / Fixed broadband, Data traffic .....	39
Gagnamagn á fastaneti, Niðurhal / Fixed broadband, Download .....	40
Gagnamagn á fastaneti, Upphal / Fixed broadband, Upload .....	41
Heildarfjöldi áskrifenda með IPTV / IPTV subscriptions .....	42
Velta og fjárfesting – Revenue and Investment .....	43
Heildartekjur eftir fjarskiptastarfsemi / Income from telecommunication .....	43
Fjárfestingar eftir fjarskiptastarfsemi / Investment in telecommunication .....	44
Skráð fyrirtæki – Registered Operators .....	45

## Inngangur

Póst- og fjarskiptastofnun hefur um árabil gefið út skýrslur með tölfræðilegum upplýsingum um fjarskiptamarkaðinn á Íslandi. Hafa skýrslurnar verið unnar með sambærilegum hætti frá árinu 2006 upp úr upplýsingum frá fjarskiptafyrirtækjum. Frá árinu 2009 hafa þær verið gefnar út tvisvar á ári. Skýrslur fyrir fyrri helming hvers árs eru birtar á 4. ársfjórðungi og skýrslur fyrir heil ár eru birtar á fyrri hluta 2. ársfjórðungs.

Sú skýrsla sem hér birtist tekur til árána 2018-2020. Er henni skipt upp í kafla þar sem fyrst er horft á fastanetið, síðan farsímanetið, internetið og að síðustu veltu og fjárfestingu á fjarskiptamarkaði.

Á [vef](#) Póst- og fjarskiptastofnunar má nálgast allar tölfræðiskýrslur stofnunarinnar ásamt töflum og myndum í Excel skjölum.

## Introduction

The Post and Telecom Administration (PTA) has published a statistics report on the telecommunications market in Iceland since 2006 and twice a year since 2009. The reports are based on statistical information gathered by the Administration from registered telecommunications undertakings in the country. The reports for the first half of the year are published in the last quarter of the year and the reports on the whole year in the beginning of the second quarter.

This report shows statistics for three whole years from 2018 through 2020, and is divided into sections dedicated to fixed-line networks, mobile networks, Internet, and turnover and investments in the electronic communications market.

All PTA's statistics reports can be accessed on our [website](#) as well as the background data in Excel files.

## Helstu stærðir – Main indicators

Helstu stærðir <i>Main indicators</i>	2020	2019	Breyting % Change %
Fastlínusími / <i>Fixed network phone</i>	107.032	115.992	-7,7%
- Þar af VoIP sími / <i>There of VoIP phone</i>	79.475	80.005	-0,7%
Fjöldi mín. úr fastlínusíma / <i>Traffic in the fixed network, (1.000)</i>	181.632	190.109	-4,5%
Heildarfjöldi farsímaáskrifta / <i>Total mobile subscriptions</i>	475.539	475.842	-0,1%
Áskriftir með talþjónustu / <i>Mobile voice subscriptions</i>	421.384	413.446	1,9%
Gagnaáskrift eingöngu / <i>Data only subscriptions</i>	54.155	62.396	-13,2%
Samningsbundnar áskriftir / <i>Contract subscriptions</i>	261.118	240.970	8,4%
Fyrirfram greidd símakort / <i>Pre-paid phone cards</i>	160.266	172.476	-7,1%
Fjöldi mín. úr farsíma / <i>Traffic in the mobile network, (1.000)</i>	1.124.108	932.141	20,6%
Send SMS / <i>SMS sent from mobile, (1.000)</i>	196.177	187.997	4,4%
Send MMS / <i>MMS sent from mobile, (1.000)</i>	5.602	4.810	16,5%
Netið í símann / <i>Voice and data subscriptions</i>	365.076	355.398	2,7%
Netþjónusta á farsímaneti / <i>Data only subscriptions</i>	54.155	62.396	-13,2%
Gagnamagn á farsímaneti / <i>Data traffic in mobile networks, (TB)</i>	81.904	54.839	49,4%
Gagnamagn, netið í símann / <i>Data traffic, voice and data, (TB)</i>	48.590	31.547	54,0%
Netþjónusta á farsímaneti / <i>Data traffic, only data, (TB)</i>	33.314	23.292	43,0%
Fjöldi internettenginga / <i>Number of internet subscriptions</i>	141.816	139.241	1,8%
Ljósleiðari / <i>Fiber</i>	97.292	86.520	12,5%
xDSL	43.362	51.356	-15,6%
Gagnamagn á fastaneti / <i>Fixed broadband, data traffic, (TB)</i>	569.459	448.273	27,0%
Gagnamagn á fastaneti, Niðurhal / <i>Fixed broadband, Download, (TB)</i>	495.447	383.380	29,2%
Gagnamagn á fastaneti, Upphal / <i>Fixed broadband, Upload, (TB)</i>	74.012	64.893	14,1%
IP sjónvarp / <i>IP-TV</i>	88.109	91.815	-4,0%
Heildartekjur / <i>Total income from telecommunication</i>	66.259	65.753	0,8%
Fjárfesting / <i>Investment in the telecommunication</i>	8.071	10.652	-24,2%

## Fastanet – Fixed network

Helstu stærðir á fastaneti / Main indicators in the fixed network

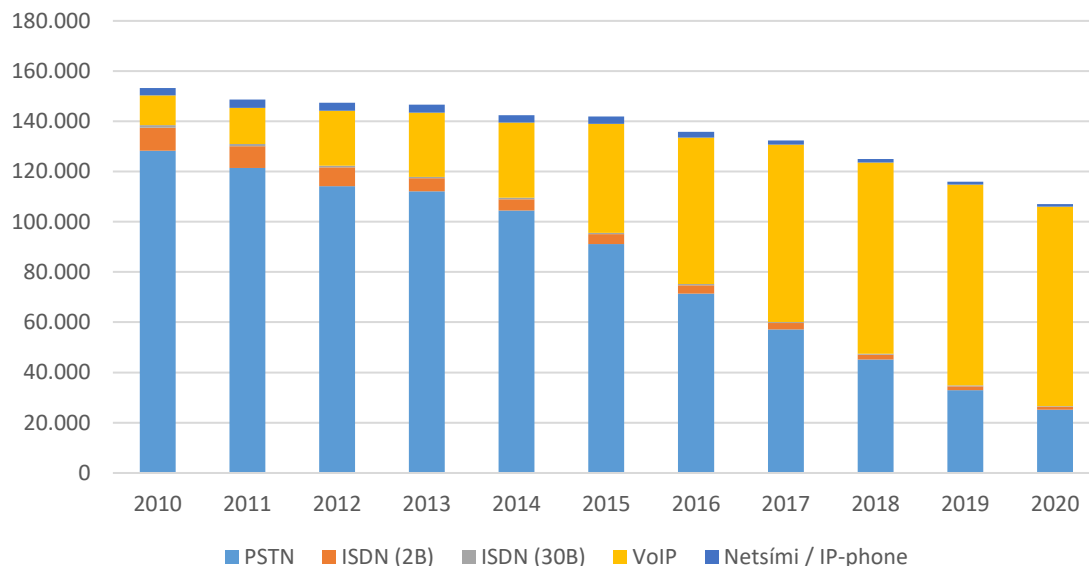
**Tafla 1. Helstu stærðir á fastaneti**

Table 1. Main indicators in the fixed network

	2018	2019	2020
PSTN aðgangslínur / PSTN subscribers lines	73.361	62.898	55.099
ISDN línur (2B) / ISDN (2B) subscribers lines	1.971	1.397	1.139
ISDN línur (30B) / ISDN (30B) subscribers lines	384	305	266
VoIP sími / VoIP phone	76.122	80.005	79.475
Netsími (49X-XXXX) / IP phone	1.369	1.180	1.029
( 1.000 mínútur / minutes)			
Símtöl úr fastlínusíma / Calls from fixed networks	223.327	190.109	181.632
Símtöl til fastaneta / Calls to fixed networks	149.247	122.640	109.621
Símtöl til útlanda / Outgoing international calls	6.402	4.881	3.823
Símtöl til farsímaneta / Calls to mobile networks	67.678	62.589	68.187

**Mynd 1. Heildarfjöldi áskrifenda með fastlínusíma**

Picture 1. Total subscribers with fixed network phone



## Fastanet – Fixed network

Áskrifendur með fastlínusíma / Subscribers with fixed network phone

**Tafla 2. Heildarfjöldi áskrifenda með fastlínusíma\***

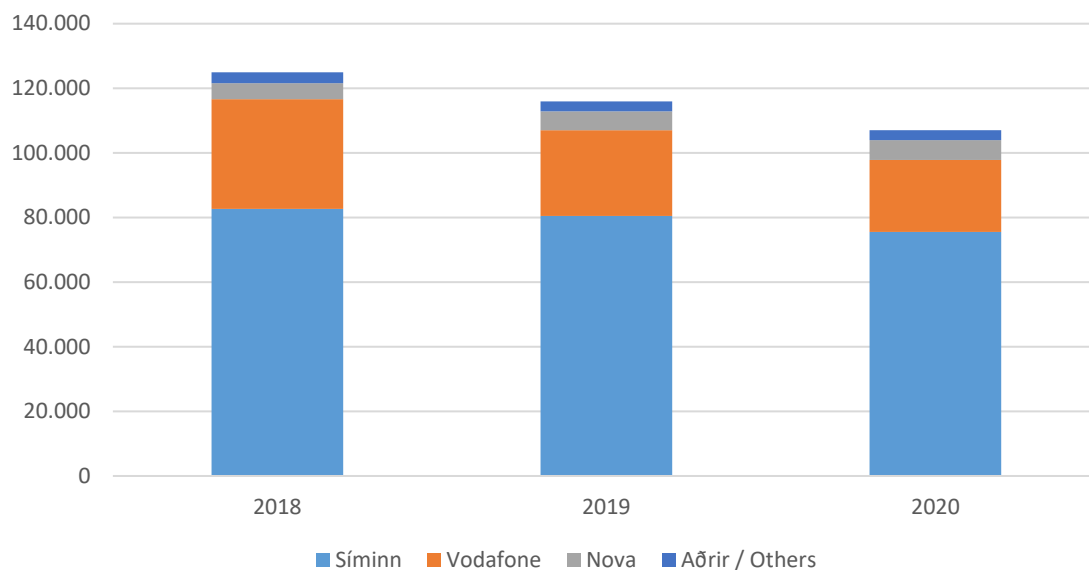
Table 2. Total subscribers with fixed network phone\*

Í lok árs / End of	Fjöldi Number			Markaðshlutdeild Market share		
	2018	2019	2020	2018	2019	2020
Samtals / Total	124.975	115.992	107.032	100,0%	100,0%	100,0%
- Heimili / Private	81.214	73.506	67.516	65,0%	63,4%	63,1%
- Fyrirtæki / Business	43.761	42.486	39.516	35,0%	36,6%	36,9%
- Síminn	82.703	80.482	75.581	66,2%	69,4%	70,6%
- Vodafone	33.998	26.533	22.240	27,2%	22,9%	20,8%
- Nova	4.918	5.857	6.131	3,9%	5,0%	5,7%
- Aðrir / Others	3.356	3.120	3.080	2,7%	2,7%	2,9%

\* PSTN, ISDN, VoIP og Netsími. \* PSTN, ISDN, VoIP and IP-telephone.

**Mynd 2. Heildarfjöldi áskrifenda eftir fyrirtækjum**

Picture 2. Total number of subscribers by companies



## Fastanet – Fixed network

Heildarfjöldi mínútna á fastaneti / Traffic in the fixed network

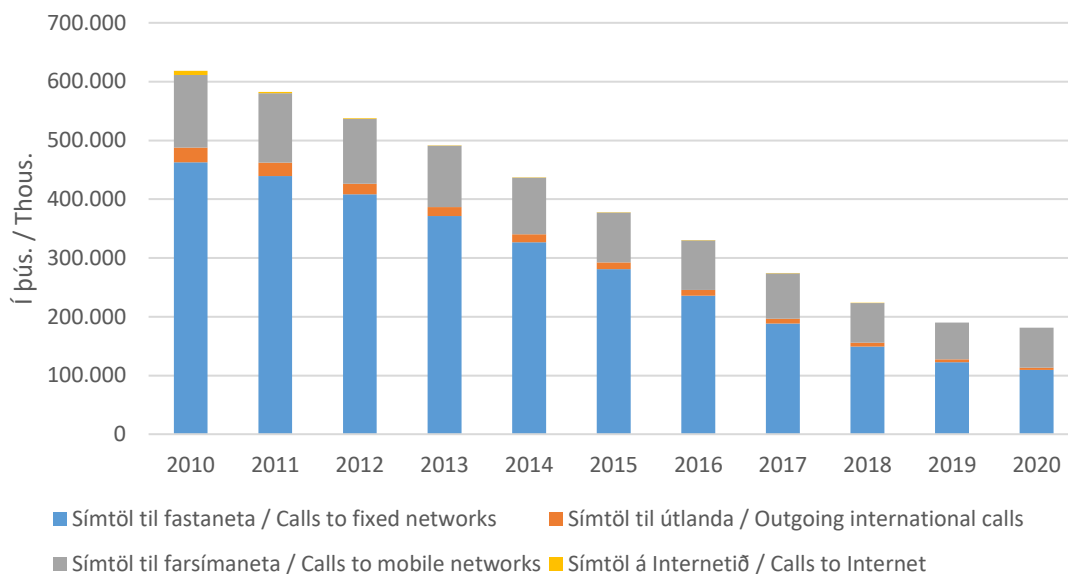
**Tafla 3. Heildarfjöldi mínútna á fastaneti**

Table 3. Total traffic in the fixed network

	Fjöldi Number		
	2018	2019	2020
( 1.000 mínútur / minutes)			
Samtals / Total	223.327	190.109	181.632
- Símtöl til fastaneta / Calls to fixed networks	149.247	122.640	109.621
- Símtöl til útlanda / Outgoing international calls	6.402	4.881	3.823
- Símtöl til farsímaneta / Calls to mobile networks	67.678	62.589	68.187

**Mynd 3. Heildarfjöldi mínútna á fastaneti**

Picture 3. Total traffic in the fixed network





## Fastanet – Fixed network

Fjöldi mínútna eftir fyrirtækjum / Traffic by companies

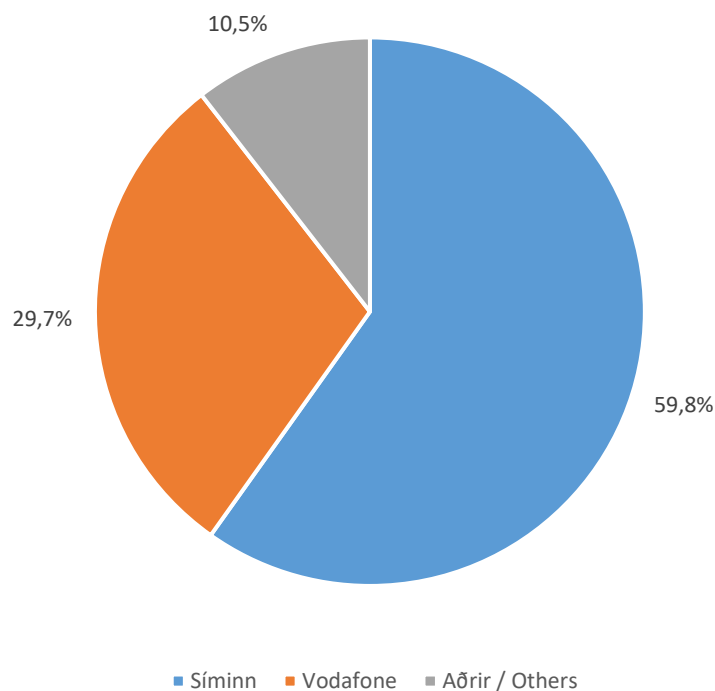
### Tafla 4. Heildarfjöldi mínútna á fastaneti

Table 4. Total traffic in the fixed network

	Fjöldi Number			Markaðshlutdeild Market share		
	2018	2019	2020	2018	2019	2020
( 1.000 mínútur / minutes)						
Samtals / Total	223.327	190.109	181.632	100,0%	100,0%	100,0%
- Heimili / Private	109.476	88.743	80.513	49,0%	46,7%	44,3%
- Fyrirtæki / Business	113.852	101.367	101.118	51,0%	53,3%	55,7%
- Síminn	122.187	106.011	108.670	54,7%	55,8%	59,8%
- Vodafone	81.687	65.853	53.902	36,6%	34,6%	29,7%
- Aðrir / Others	19.453	18.246	19.059	8,7%	9,6%	10,5%

### Mynd 4. Markaðshlutdeild skipt eftir fyrirtækjum

Picture 4. Market share by companies



## Fastanet – Fixed network

Símtöl til fastaneta / Calls to fixed networks

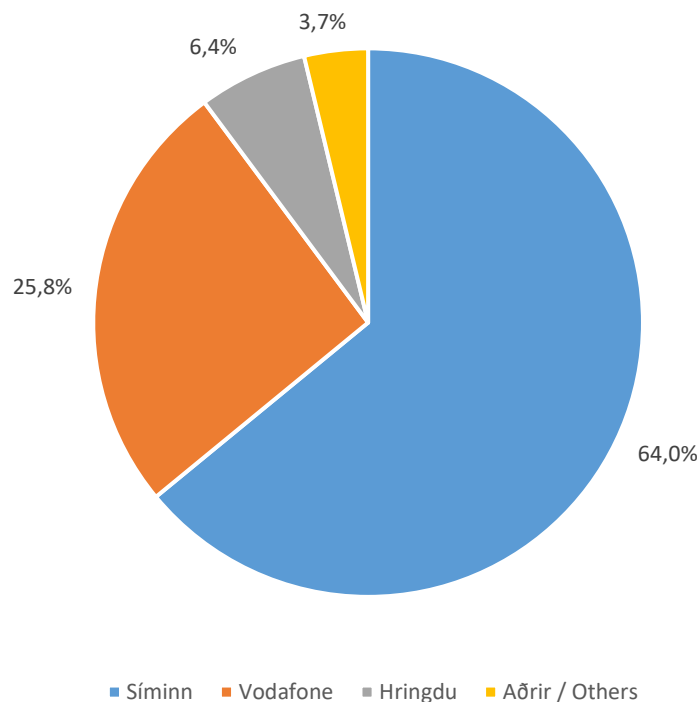
### Tafla 5. Símtöl til fastaneta

Table 5. Calls to fixed networks

	Fjöldi Number			Markaðshlutdeild Market share		
	2018	2019	2020	2018	2019	2020
( 1.000 mínútur / minutes)						
Samtals / Total	149.247	122.640	109.621	100,0%	100,0%	100,0%
- Heimili / Private	82.896	64.879	56.479	55,5%	52,9%	51,5%
- Fyrirtæki / Business	66.351	57.761	53.142	44,5%	47,1%	48,5%
- Síminn	84.723	71.806	70.202	56,8%	58,6%	64,0%
- Vodafone	53.497	40.401	28.282	35,8%	32,9%	25,8%
- Hringdu	6.174	6.248	7.028	4,1%	5,1%	6,4%
- Aðrir / Others	4.853	4.184	4.109	3,3%	3,4%	3,7%

### Mynd 5. Markaðshlutdeild skipt eftir fyrirtækjum

Picture 5. Market share by companies



## Fastanet – Fixed network

### Símtöl til útlanda / Outgoing international calls

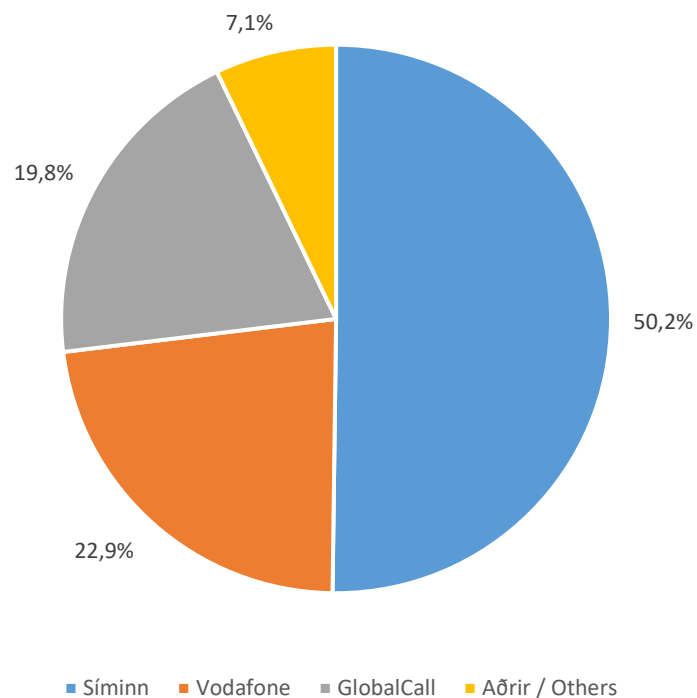
#### Tafla 6. Símtöl til útlanda

Table 6. Outgoing international calls

	Fjöldi Number			Markaðshlutdeild Market share		
	2018	2019	2020	2018	2019	2020
( 1.000 mínútur / minutes)						
Samtals / Total	6.402	4.881	3.823	100,0%	100,0%	100,0%
- Heimili / Private	4.195	3.009	2.547	65,5%	61,6%	66,6%
- Fyrirtæki / Business	2.208	1.872	1.277	34,5%	38,4%	33,4%
- Síminn	2.520	2.152	1.920	39,4%	44,1%	50,2%
- Vodafone	1.573	1.296	875	24,6%	26,6%	22,9%
- GlobalCall	1.850	1.092	756	28,9%	22,4%	19,8%
- Aðrir / Others	458	340	273	7,2%	7,0%	7,1%

#### Mynd 6. Markaðshlutdeild skipt eftir fyrirtækjum

Picture 6. Market share by companies



## Fastanet – Fixed network

Símtöl til farsímaneta / Calls to mobile networks

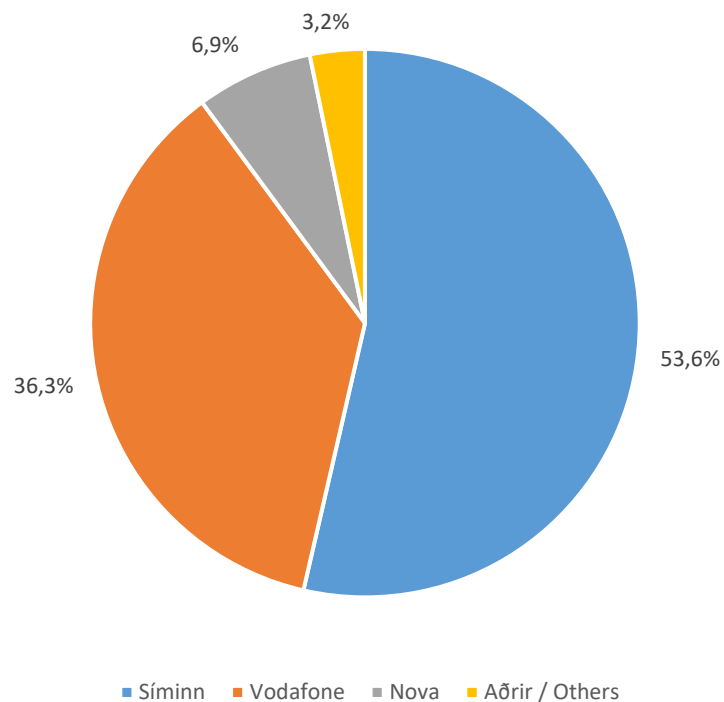
### Tafla 7. Símtöl til farsímaneta

Table 7. Calls to mobile networks

	Fjöldi Number			Markaðshlutdeild Market share		
	2018	2019	2020	2018	2019	2020
( 1.000 mínútur / minutes)						
Samtals / Total	67.678	62.589	68.187	100,0%	100,0%	100,0%
- Heimili / Private	22.385	20.855	21.488	33,1%	33,3%	31,5%
- Fyrirtæki / Business	45.293	41.734	46.699	66,9%	66,7%	68,5%
- Síminn	34.944	32.053	36.549	51,6%	51,2%	53,6%
- Vodafone	26.616	24.155	24.746	39,3%	38,6%	36,3%
- Nova	4.462	4.344	4.692	6,6%	6,9%	6,9%
- Aðrir / Others	1.656	2.037	2.201	2,4%	3,3%	3,2%

### Mynd 7. Markaðshlutdeild skipt eftir fyrirtækjum

Picture 7. Market share by companies



## Farsímanet – Mobile network

Helstu stærðir á farsímaneti / Main indicators in mobile networks

**Tafla 8. Helstu stærðir á farsímaneti**

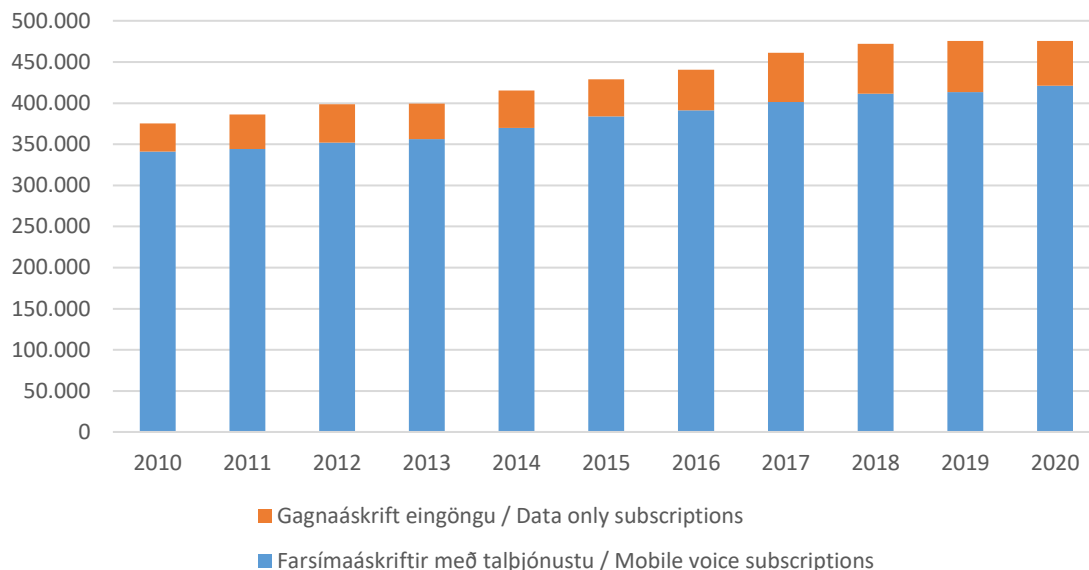
Table 8. Main indicators in mobile networks

	2018	2019	2020
Heildarfjöldi farsíma áskrifta / Total mobile subscriptions	472.072	475.842	475.539
Farsímaáskriftir með talþjónustu / Mobile voice	411.361	413.446	421.384
Gagnaáskrift eingöngu / Data only subscriptions	60.711	62.396	54.155
Fjöldi TÍT áskrifta / Number of M2M subscriptions	46.650	54.419	112.188
( 1.000 mínútur / minutes)			
Fjöldi mínútna úr farsímum / Total minutes from mobile	890.264	932.141	1.124.108
( 1.000 símtöl / calls)			
Fjöldi símtala úr farsímum / Total calls from mobile	323.340	326.704	340.711
(1.000 skilaboð / Messages)			
SMS skeyti send úr farsímum / SMS sent from mobile	180.046	187.997	196.177
MMS skeyti send úr farsímum / MMS sent from mobile	4.107	4.810	5.602

\*TÍT=Tæki í tæki / \*M2M=Machine to Machine

**Mynd 8. Heildarfjöldi farsímaáskrifta**

Picture 8. Total mobile subscriptions



## Farsímanet - Mobile network

Heildarfjöldi áskrifta / Total subscriptions

### Tafla 9. Heildarfjöldi áskrifta\*

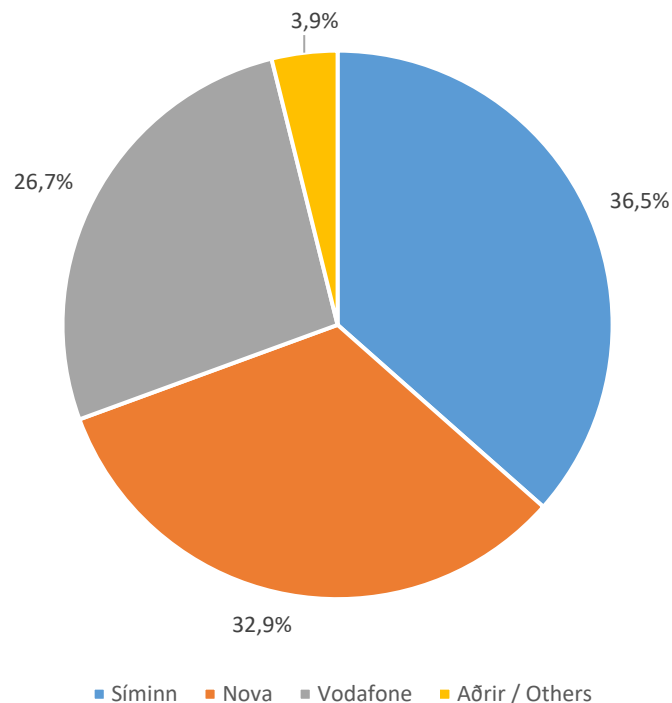
Table 9. Total subscriptions\*

Í lok árs / End of	Fjöldi áskrifta Total subscriptions			Markaðshlutdeild Market share		
	2018	2019	2020	2018	2019	2020
Samtals / Total	472.072	475.842	475.539	100,0%	100,0%	100,0%
- Síminn	168.033	175.995	173.788	35,6%	37,0%	36,5%
- Nova	158.331	156.234	156.242	33,5%	32,8%	32,9%
- Vodafone	134.288	129.384	127.138	28,4%	27,2%	26,7%
- Aðrir / Others	11.420	14.229	18.371	2,4%	3,0%	3,9%

\*Áskriftir fyrir tal og netþjónustu (netlyklar) á farneti. / \*Standard voice subscriptions and data only (PC-card).

### Mynd 9. Markaðshlutdeild skipt eftir fyrirtækjum

Picture 9. Market share by companies



## Farsímanet - Mobile network

Heildarfjöldi áskrifta með talþjónustu / Mobile voice subscriptions

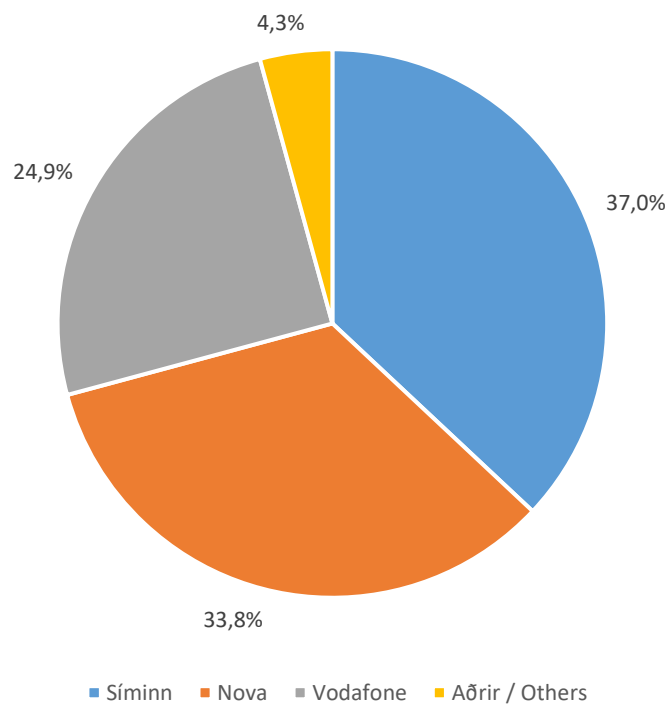
**Tafla 10. Fjöldi áskrifta með talþjónustu**

Table 10. Mobile voice subscriptions

Í lok árs / End of	Fjöldi áskrifta Total subscriptions			Markaðshlutdeild Market share		
	2018	2019	2020	2018	2019	2020
Samtals / Total	411.361	413.446	421.384	100,0%	100,0%	100,0%
- Síminn	142.895	150.372	155.910	34,7%	36,4%	37,0%
- Nova	144.377	141.396	142.445	35,1%	34,2%	33,8%
- Vodafone	112.788	107.653	105.091	27,4%	26,0%	24,9%
- Aðrir / Others	11.301	14.025	17.938	2,7%	3,4%	4,3%

**Mynd 10. Markaðshlutdeild skipt eftir fyrirtækjum**

Picture 10. Market share by companies



## Farsímanet - Mobile network

### Samningsbundnar áskriftir / Contract subscriptions

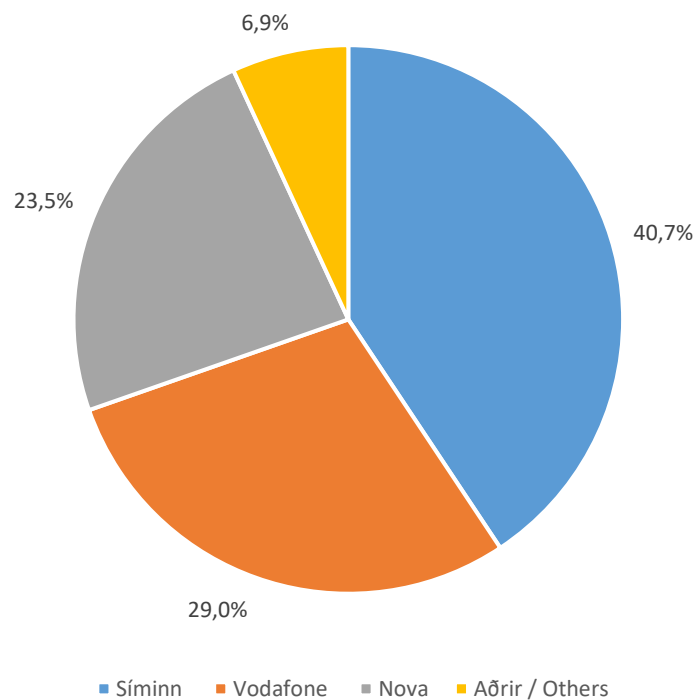
**Tafla 11. Samningsbundnar áskriftir**

Table 11. Contract subscriptions

Í lok árs / End of	Samningsbundnar áskriftir Contract subscriptions			Markaðshlutdeild Market share		
	2018	2019	2020	2018	2019	2020
Samtals / Total	235.583	240.970	261.118	100,0%	100,0%	100,0%
- Síminn	98.487	99.421	106.194	41,8%	41,3%	40,7%
- Vodafone	76.509	74.382	75.638	32,5%	30,9%	29,0%
- Nova	49.286	53.142	61.348	20,9%	22,1%	23,5%
- Aðrir / Others	11.301	14.025	17.938	4,8%	5,8%	6,9%

**Mynd 11. Markaðshlutdeild skipt eftir fyrirtækjum**

Picture 11. Market share by companies





## Farsímanet - Mobile network

### Fyrirframgreidd símakort / Pre-paid phone cards

**Tafla 12. Fyrirframgreidd símakort\***

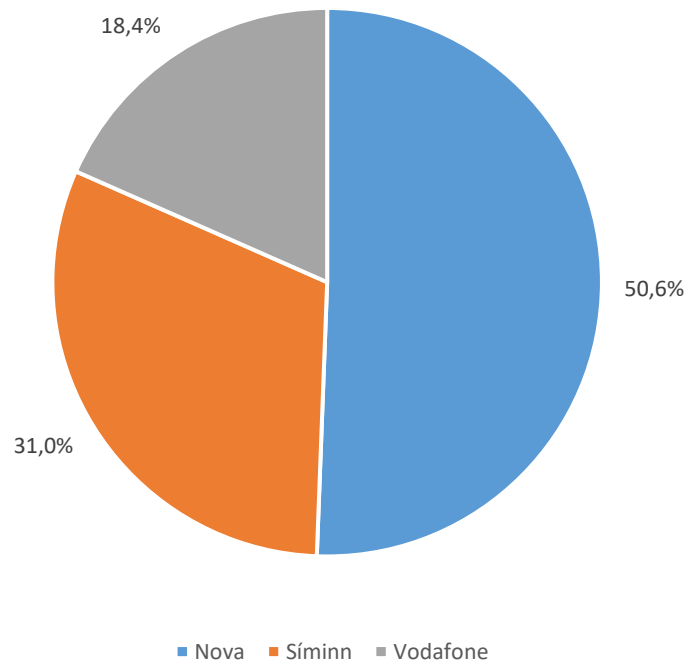
Table 12. Pre-paid phone cards\*

Í lok árs / End of	Fyrirframgreidd símakort Pre-paid phone cards			Markaðshlutdeild Market share		
	2018	2019	2020	2018	2019	2020
Samtals / Total	175.778	172.476	160.266	100,0%	100,0%	100,0%
- Nova	95.091	88.254	81.097	54,1%	51,2%	50,6%
- Síminn	44.408	50.951	49.716	25,3%	29,5%	31,0%
- Vodafone	36.279	33.271	29.453	20,6%	19,3%	18,4%

\*Virk síðustu 3 mánuði. / \*Active in the last 3 months.

**Mynd 12. Markaðshlutdeild skipt eftir fyrirtækjum**

Picture 12. Market share by companies



## Farsímanet - Mobile network

Virk símakort á farsímaneti / Active phone cards on mobile networks

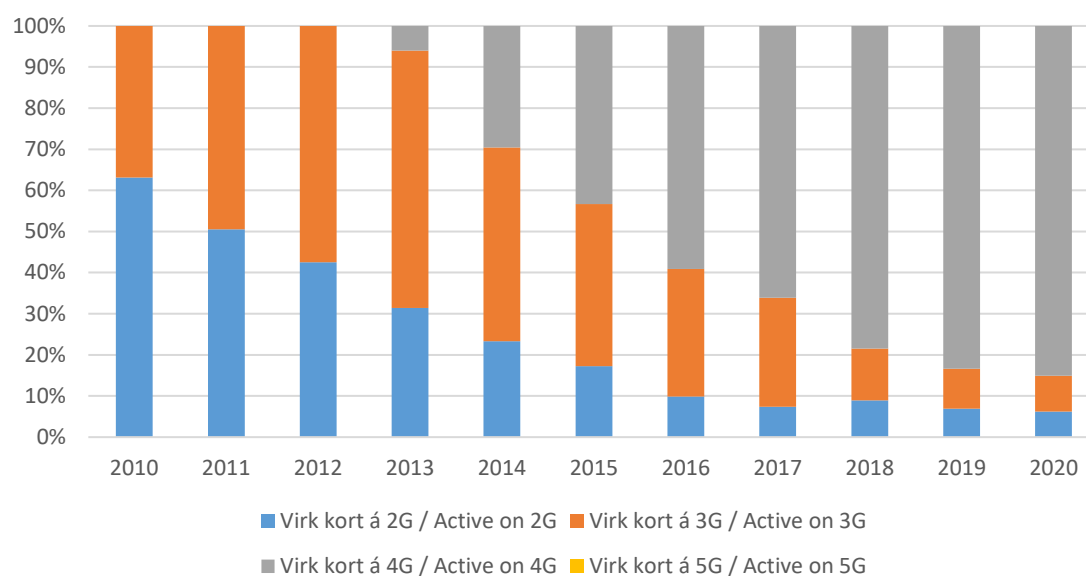
**Tafla 13. Fjöldi virkra símakorta á farsímaneti**

Table 13. Number of active phone cards on mobile networks

	Fjöldi virkra símakorta Active phone cards			Markaðshlutdeild Market share		
	2018	2019	2020	2018	2019	2020
Samtals / Total	472.072	475.842	475.539	100,0%	100,0%	100,0%
- Virk 2G / Active 2G	42.137	33.018	29.448	8,9%	6,9%	6,2%
- Virk 3G / Active 3G	59.489	46.032	41.594	12,6%	9,7%	8,7%
- Virk 4G / Active 4G	370.446	396.792	404.378	78,5%	83,4%	85,0%
- Virk 5G / Active 5G	...	...	119	...	...	0,0%

**Mynd 13. Hlutdeild skipt eftir tegund**

Picture 13. Share by type



## Farsímanet - Mobile network

### Númeraflutningur / Portings

**Tafla 14. Fjöldi númeraflutninga\***

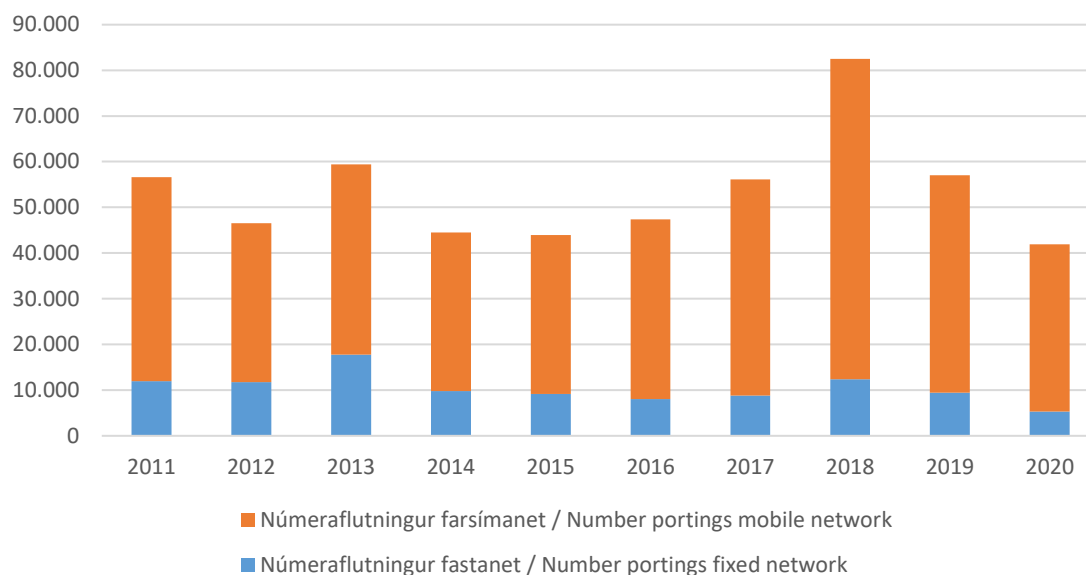
Table 14. Number of portings\*

	Fjöldi númeraflutninga Number of portings		
	2018	2019	2020
Samtals / Total	82.512	57.046	41.935
- Númeraflutningur fastanet / Portings fixed network	12.374	9.437	5.305
- Númeraflutningur farsímanet / Portings mobile network	70.138	47.609	36.630

\* Fráfarandi númer / \* Outbound portings.  
Heimild / Source: Hið íslenska númeraflutningsfélag ehf.

**Mynd 14. Fjöldi númeraflutninga**

Picture 14. Number of portings



## Farsímanet - Mobile network

Fjöldi mínútna úr farsímum / Minutes from mobile phones

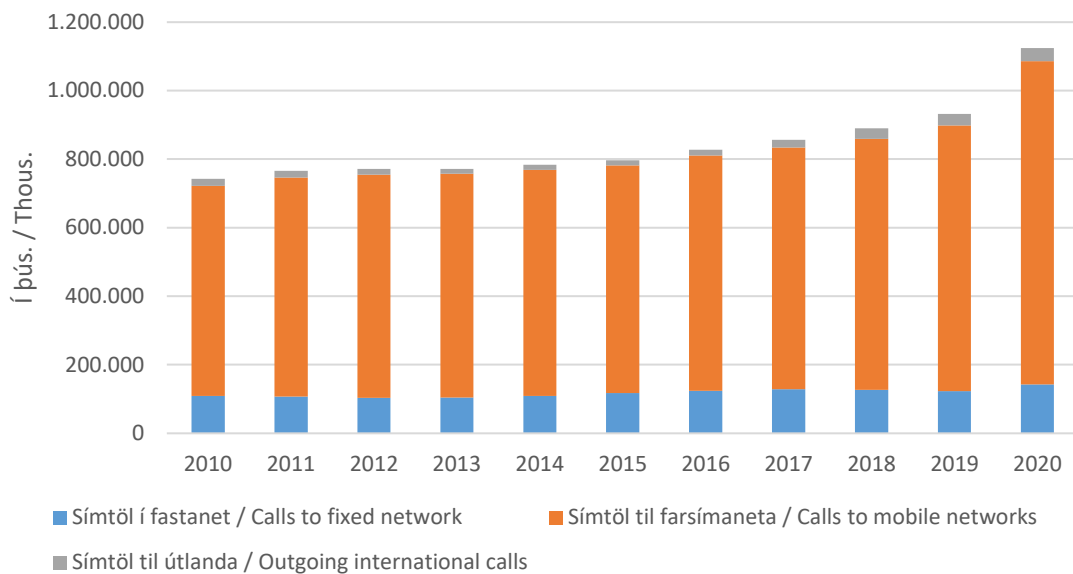
**Tafla 15. Heildarfjöldi mínútna úr farsímum**

Table 15. Total minutes from mobile phones

	Fjöldi Numbers		
	2018	2019	2020
( 1.000 mínútur / minutes)			
Samtals / Total	890.264	932.141	1.124.108
- Símtöl í fastanet / Calls to fixed network	126.962	123.376	142.529
- Símtöl til farsímaneta / Calls to mobile networks	732.658	774.871	943.787
- Símtöl til útlanda / Outgoing international calls	30.645	33.894	37.791

**Mynd 15. Heildarfjöldi mínútna úr farsímum**

Picture 15. Total minutes from mobile phones



## Farsímanet - Mobile network

Heildarfjöldi mínútna úr farsímum / Minutes from mobile phones

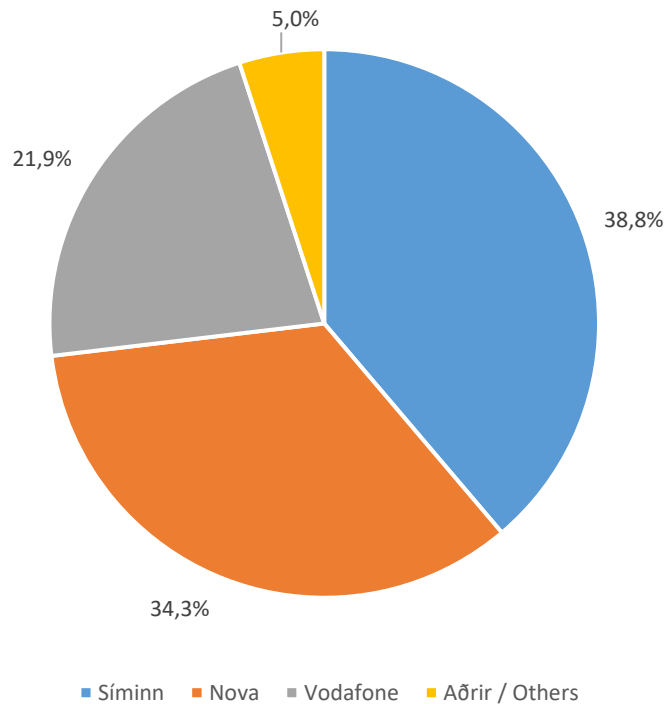
**Tafla 16. Heildarfjöldi mínútna úr farsímum**

Table 16. Total minutes from mobile phones

	Fjöldi Numbers			Markaðshlutdeild Market share		
	2018	2019	2020	2018	2019	2020
( 1.000 mínútur / minutes)						
Samtals / Total	890.264	932.141	1.124.108	100,0%	100,0%	100,0%
- Síminn	303.907	356.745	436.246	34,1%	38,3%	38,8%
- Nova	331.035	325.162	385.597	37,2%	34,9%	34,3%
- Vodafone	223.599	208.909	246.052	25,1%	22,4%	21,9%
- Aðrir / Others	31.723	41.325	56.212	3,6%	4,4%	5,0%

**Mynd 16. Markaðshlutdeild skipt eftir fyrirtækjum**

Picture 16. Market share by companies



## Farsímanet - Mobile network

Fjöldi mínútna úr farsímum til fastaneta / Minutes to fixed networks

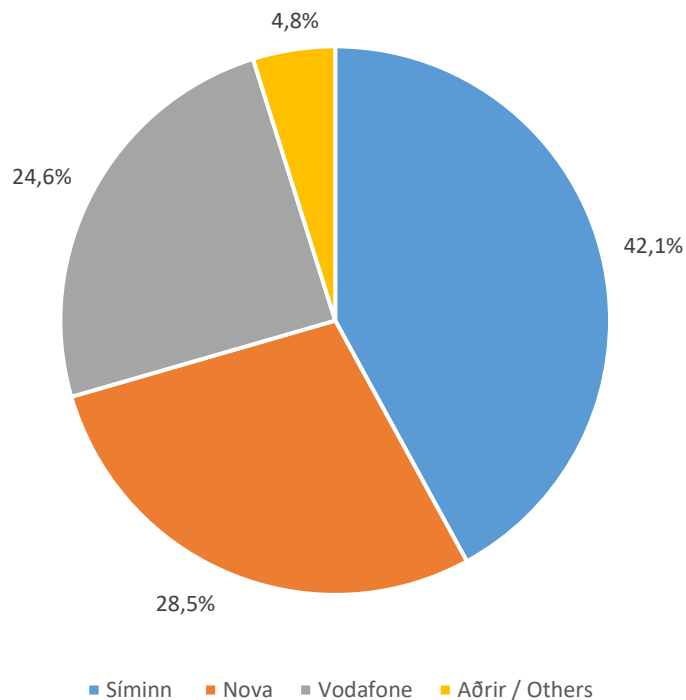
### Tafla 17. Fjöldi mínútna úr farsímum til fastanets

Table 17. Total minutes from mobile to fixed network

	Fjöldi Numbers			Markaðshlutdeild Market share		
	2018	2019	2020	2018	2019	2020
( 1.000 mínútur / minutes)						
Samtals / Total	126.962	123.376	142.529	100,0%	100,0%	100,0%
- Síminn	48.293	51.890	59.934	38,0%	42,1%	42,1%
- Nova	37.924	34.544	40.575	29,9%	28,0%	28,5%
- Vodafone	36.196	31.429	35.125	28,5%	25,5%	24,6%
- Aðrir / Others	4.548	5.513	6.895	3,6%	4,5%	4,8%

### Mynd 17. Markaðshlutdeild skipt eftir fyrirtækjum

Picture 17. Market share by companies



## Farsímanet - Mobile network

Fjöldi mínútna úr farsímum í farsíma / Minutes from mobile to mobile

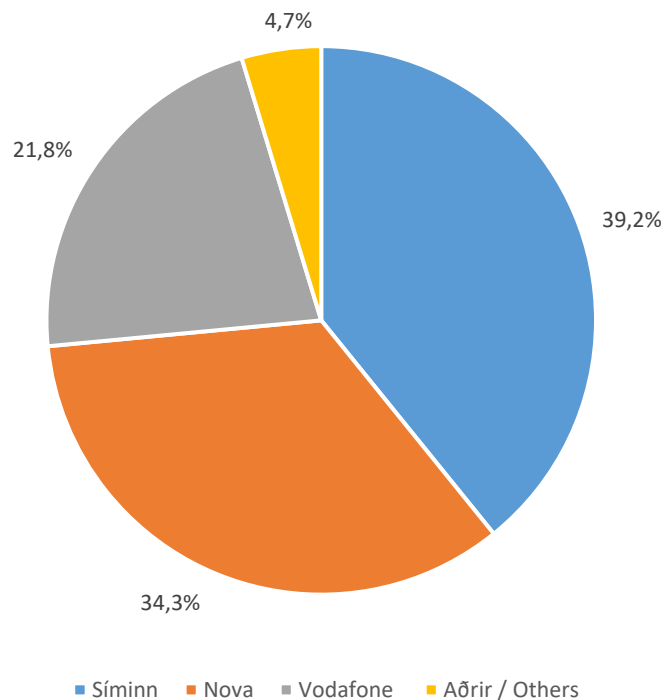
**Tafla 18. Fjöldi mínútna úr farsímum í farsíma**

Table 18. Total minutes from mobile to mobile

	Fjöldi Numbers			Markaðshlutdeild Market share		
	2018	2019	2020	2018	2019	2020
( 1.000 mínútur / minutes)						
Samtals / Total	732.658	774.871	943.787	100,0%	100,0%	100,0%
- Síminn	249.554	298.761	369.876	34,1%	38,6%	39,2%
- Nova	277.431	271.948	323.766	37,9%	35,1%	34,3%
- Vodafone	182.415	172.774	205.970	24,9%	22,3%	21,8%
- Aðrir / Others	23.257	31.387	44.174	3,2%	4,1%	4,7%

**Mynd 18. Markaðshlutdeild skipt eftir fyrirtækjum**

Picture 18. Market share by companies



## Farsímanet - Mobile network

Fjöldi mínútna úr farsímum til útlanda / Outgoing international calls

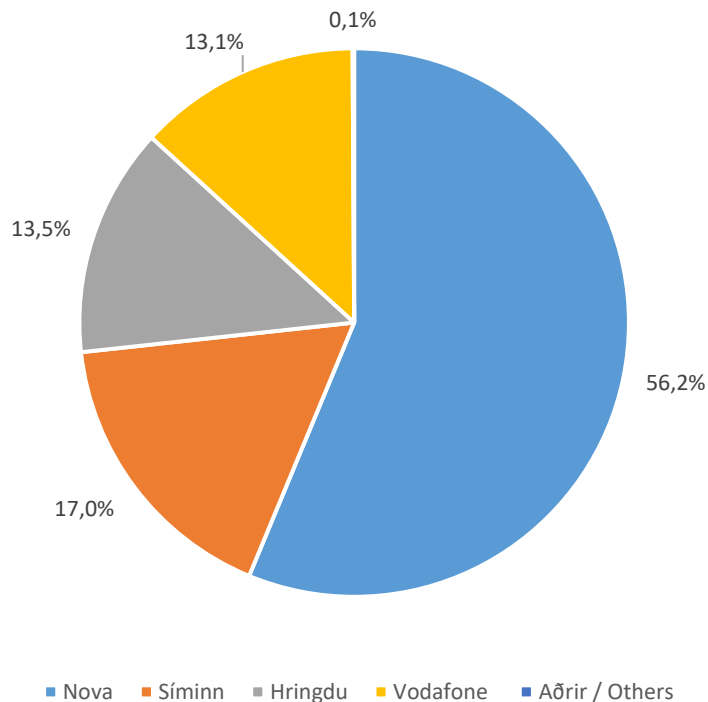
**Tafla 19. Fjöldi mínútna úr farsímum til útlanda**

Table 19. Total mobile outgoing international calls

	Fjöldi Numbers			Markaðshlutdeild Market share		
	2018	2019	2020	2018	2019	2020
( 1.000 mínútur / minutes)						
Samtals / Total	30.645	33.894	37.791	100,0%	100,0%	100,0%
- Nova	15.680	18.670	21.256	51,2%	55,1%	56,2%
- Síminn	6.059	6.094	6.436	19,8%	18,0%	17,0%
- Hringdu	3.866	4.378	5.108	12,6%	12,9%	13,5%
- Vodafone	4.987	4.706	4.957	16,3%	13,9%	13,1%
- Aðrir / Others	52	46	35	0,2%	0,1%	0,1%

**Mynd 19. Markaðshlutdeild skipt eftir fyrirtækjum**

Picture 19. Market share by companies





## Farsímanet - Mobile network

### Fjöldi SMS og MMS / Number of SMS and MMS

**Tafla 20. Fjöldi SMS og MMS skilaboða eftir fyrirtækjum\***

Table 20. Total SMS and MMS messages by companies\*

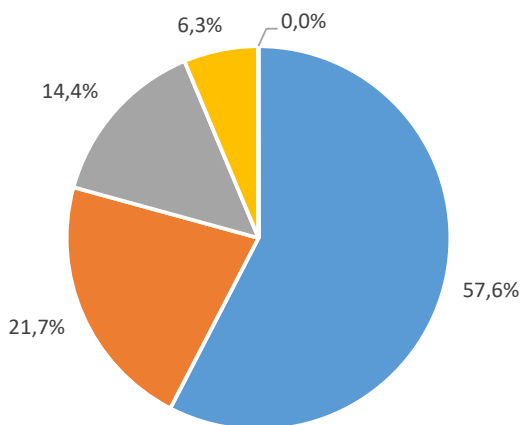
	SMS			Markaðshlutdeild Market share		
	2018	2019	2020	2018	2019	2020
(1.000 skilaboð / Messages)						
Samtals / Total	180.046	187.997	196.177	100,0%	100,0%	100,0%
- Nova	106.675	105.339	113.005	59,2%	56,0%	57,6%
- Síminn	36.443	43.468	42.487	20,2%	23,1%	21,7%
- Vodafone	31.125	30.631	28.307	17,3%	16,3%	14,4%
- Hringdu	5.771	8.533	12.351	3,2%	4,5%	6,3%
- Aðrir / Others	32	27	28	0,0%	0,0%	0,0%
MMS						
Samtals / Total	4.107	4.810	5.602	100,0%	100,0%	100,0%
- Nova	2.094	2.293	2.670	51,0%	47,7%	47,7%
- Síminn	906	1.132	1.338	22,0%	23,5%	23,9%
- Vodafone	1.022	1.233	1.319	24,9%	25,6%	23,6%
- Aðrir / Others	86	153	274	2,1%	3,2%	4,9%

\*Einungis sendingar innan farsímanetsins. / \*From mobile to mobile.

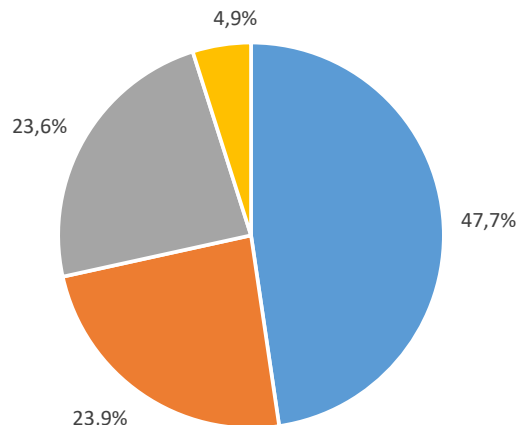
**Mynd 20. Markaðshlutdeild skipt eftir fyrirtækjum**

Picture 20. Market share by companies

#### SMS



#### MMS



■ Nova ■ Síminn ■ Vodafone ■ Hringdu ■ Aðrir / Others

■ Nova ■ Síminn ■ Vodafone ■ Aðrir / Others

## Farsímanet - Mobile network

Fjöldi áskrifta fyrir netið í símann / Voice and data subscriptions

### Tafla 21. Fjöldi áskrifta fyrir netið í farsímann\*

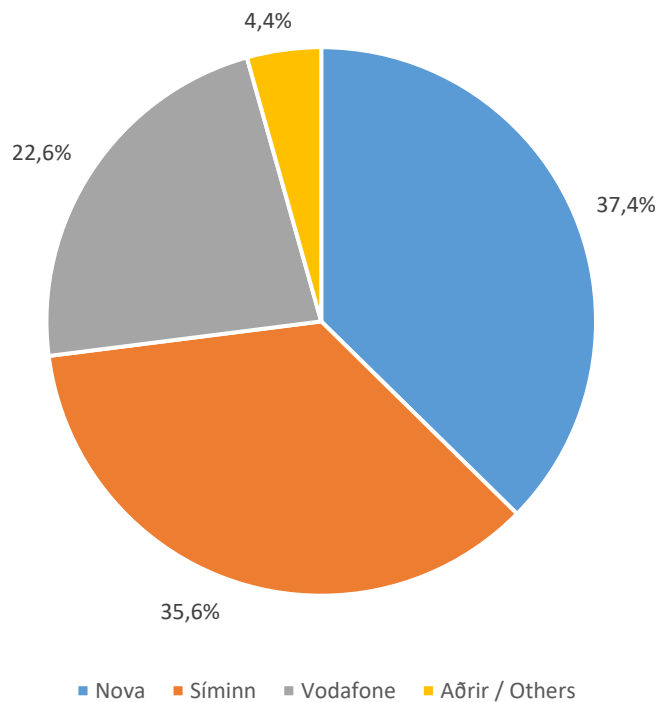
Table 21. Mobile broadband, number of voice and data subscriptions\*

Í lok árs / End of	Breiðbandstenging farsíma Mobile broadband			Markaðshlutdeild Market share		
	2018	2019	2020	2018	2019	2020
Samtals / Total	348.212	355.398	365.076	100,0%	100,0%	100,0%
- Nova	131.704	135.316	136.446	37,8%	38,1%	37,4%
- Síminn	117.325	124.550	130.023	33,7%	35,0%	35,6%
- Vodafone	89.529	83.790	82.678	25,7%	23,6%	22,6%
- Aðrir / Others	9.654	11.742	15.929	2,8%	3,3%	4,4%

\*Áskriftir sem hafa notað netið í símann. / \*Subscriptions which have used data traffic in addition to voice calls.

### Mynd 21. Markaðshlutdeild skipt eftir fyrirtækjum

Picture 21. Market share by companies



## Farsímanet - Mobile network

Netþjónusta á farsímaneti / Data only subscriptions

**Tafla 22. Fjöldi áskrifta fyrir netþjónustu á farsímaneti\***

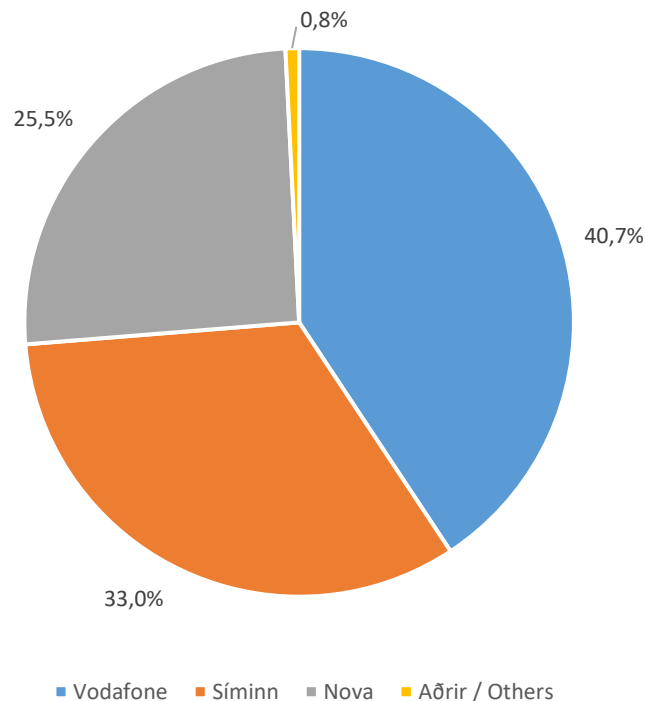
Table 22. Mobile broadband, number of data only subscriptions\*

Í lok árs / End of	Breiðbandstenging farsíma Mobile broadband			Markaðshlutdeild Market share		
	2018	2019	2020	2018	2019	2020
Samtals / Total	60.711	62.396	54.155	100,0%	100,0%	100,0%
- Vodafone	21.500	21.731	22.047	35,4%	34,8%	40,7%
- Síminn	25.138	25.623	17.878	41,4%	41,1%	33,0%
- Nova	13.954	14.838	13.797	23,0%	23,8%	25,5%
- Aðrir / Others	119	204	433	0,2%	0,3%	0,8%

\*Áskriftir sem heimila eingöngu gagnamagn. / \*Subscriptions with data only on mobile networks.

**Mynd 22. Markaðshlutdeild skipt eftir fyrirtækjum**

Picture 22. Market share by companies



## Farsímanet - Mobile network

### Gagnamagn á farsímaneti / Data traffic on mobile networks

#### Tafla 23. Gagnamagn á farsímaneti\*

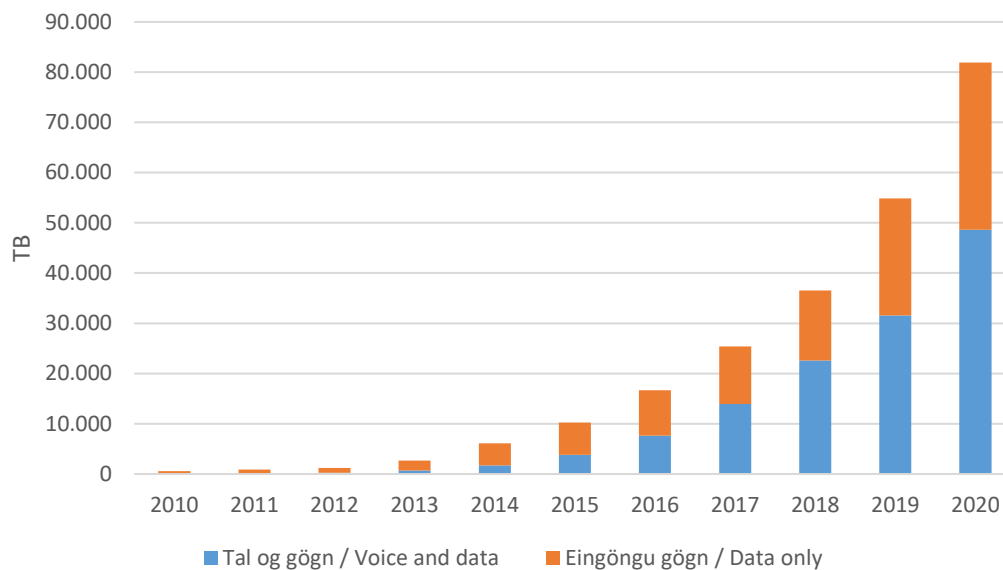
Table 23. Data traffic in mobile networks\*

Á ári / Per year	Farsímanet / gögn Mobile network / Data			Markaðshlutdeild Market share		
	2018	2019	2020	2018	2019	2020
TB						
Samtals / Total	36.556	54.839	81.904	100,0%	100,0%	100,0%
- Tal og gögn / Voice and data	22.591	31.547	48.590	61,8%	57,5%	59,3%
- Eingöngu gögn / Data only	13.965	23.292	33.314	38,2%	42,5%	40,7%

\*Gagnamagn fyrir netið í símann og netþjónustu á farneti. / \*Data traffic for standard mobile and data only.

#### Mynd 23. Gagnamagn á farsímaneti

Picture 23. Data traffic on mobile networks



## Farsímanet - Mobile network

Gagnamagn á farsímaneti / Data traffic on mobile networks

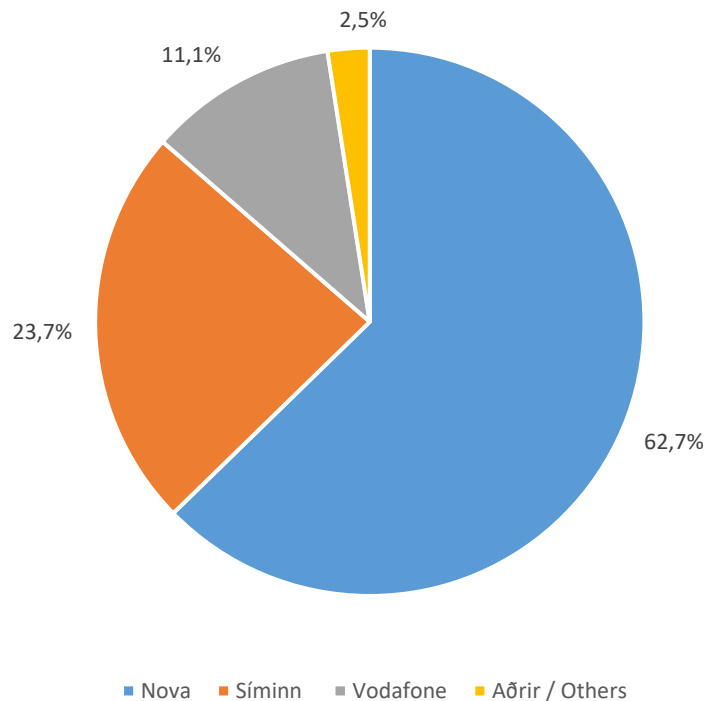
### Tafla 24. Gagnamagn á farsímaneti

Table 24. Data traffic on mobile networks

	Farsímanet / Gagnamagn Mobile network / Data traffic			Markaðshlutdeild Market share		
	2018	2019	2020	2018	2019	2020
TB						
Samtals / Total	36.556	54.839	81.904	100,0%	100,0%	100,0%
- Nova	20.702	33.659	51.350	56,6%	61,4%	62,7%
- Síminn	9.570	13.347	19.419	26,2%	24,3%	23,7%
- Vodafone	5.626	6.698	9.116	15,4%	12,2%	11,1%
- Aðrir / Others	658	1.135	2.019	1,8%	2,1%	2,5%

### Mynd 24. Markaðshlutdeild skipt eftir fyrirtækjum

Picture 24. Market share by companies



## Farsímanet - Mobile network

Gagnamagn, netið í símann / Data traffic, voice and data

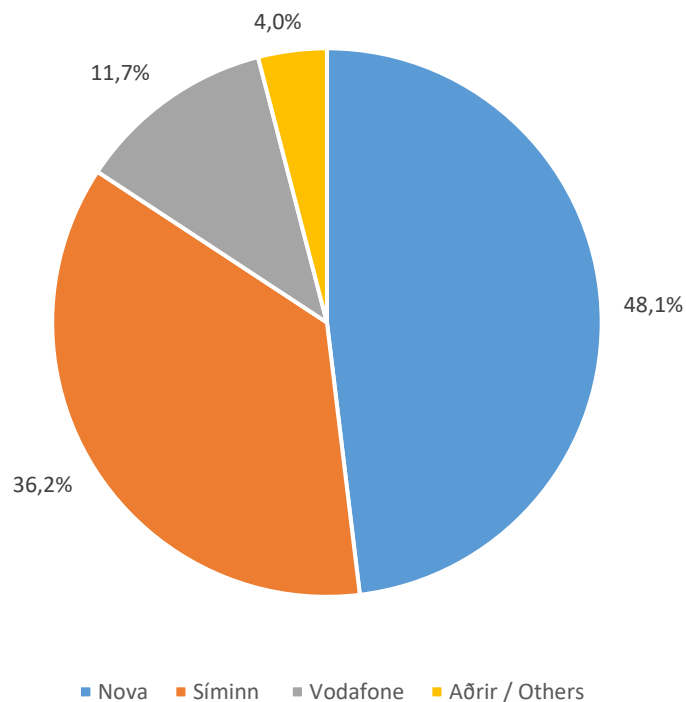
### Tafla 25. Gagnamagn, netið í farsímann

Table 25. Data traffic on mobile networks, voice and data

	Farsímanet / Tal og gögn Mobile network / Voice and data			Markaðshlutdeild Market share		
	2018	2019	2020	2018	2019	2020
TB						
Samtals / Total	22.591	31.547	48.590	100,0%	100,0%	100,0%
- Nova	11.857	16.562	23.365	52,5%	52,5%	48,1%
- Síminn	6.743	9.632	17.581	29,8%	30,5%	36,2%
- Vodafone	3.339	4.228	5.683	14,8%	13,4%	11,7%
- Aðrir / Others	651	1.125	1.961	2,9%	3,6%	4,0%

### Mynd 25. Markaðshlutdeild skipt eftir fyrirtækjum

Picture 25. Market share by companies



## Farsímanet - Mobile network

Gagnamagn, eingöngu gagnaáskrift / Data traffic, data only subscriptions

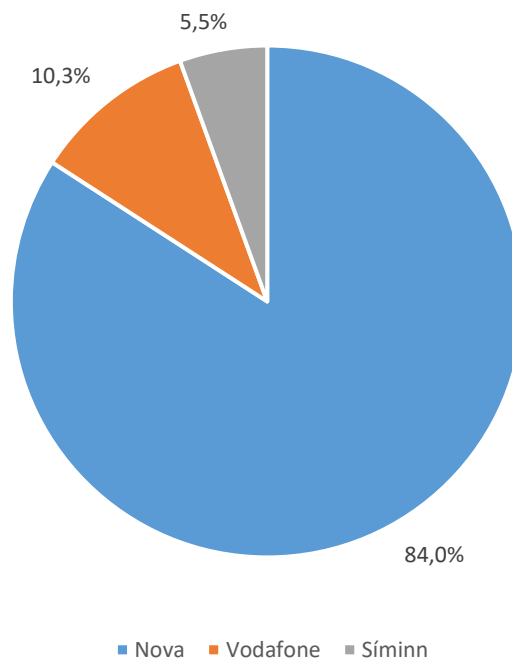
### Tafla 26. Gagnamagn, eingöngu gagnaáskrift

Table 26. Data traffic on mobile networks, data only subscriptions

	Farsímanet / Eingöngu gögn Mobile network / Data only			Markaðshlutdeild Market share		
	2018	2019	2020	2018	2019	2020
TB						
Samtals / Total	13.965	23.292	33.314	100,0%	100,0%	100,0%
- Nova	8.844	17.097	27.985	63,3%	73,4%	84,0%
- Vodafone	2.287	2.470	3.433	16,4%	10,6%	10,3%
- Síminn	2.827	3.715	1.838	20,2%	16,0%	5,5%
- Aðrir / Others	6	9	58	0,0%	0,0%	0,2%

### Mynd 26. Markaðshlutdeild skipt eftir fyrirtækjum

Picture 26. Market share by companies



## Internetið – Internet

Fjöldi internettinga / Internet subscriptions

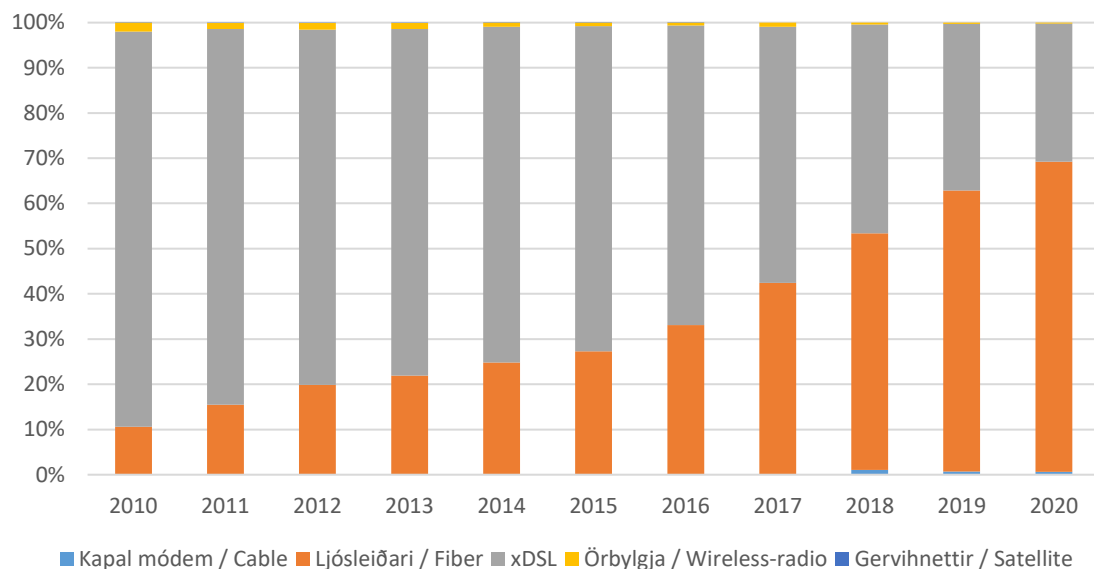
### Tafla 27. Fjöldi tenginga eftir tegund

Table 27. Total subscriptions by type

Í lok árs / End of	2018	2019	2020
Samtals / Total	137.989	139.241	141.816
- Kapal módem / Cable	1.433	974	888
- Ljósleiðari / Fiber	72.253	86.520	97.292
- xDSL	63.743	51.356	43.362
- Örbylgja / Wireless-radio	560	391	274

### Mynd 27. Hlutfall tenginga eftir tegund

Picture 27. Connection rate by type





## Internetið - Internet

Internettengingar eftir fyrirtækjum / Internet connections by companies

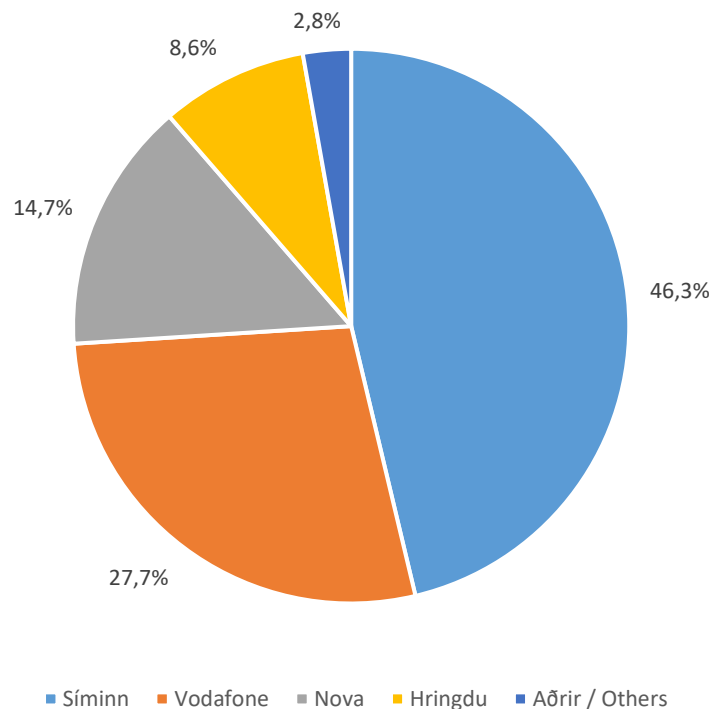
**Tafla 28. Fjöldi internettenginga eftir fyrirtækjum**

Table 28. Total subscriptions by companies

Í lok árs / End of	Fjöldi Number			Markaðshlutdeild Market share		
	2018	2019	2020	2018	2019	2020
Samtals / Total	137.989	139.241	141.816	100,0%	100,0%	100,0%
- Síminn	63.611	66.273	65.637	46,1%	47,6%	46,3%
- Vodafone	45.907	40.974	39.290	33,3%	29,4%	27,7%
- Nova	13.219	17.228	20.798	9,6%	12,4%	14,7%
- Hringdu	10.540	10.815	12.133	7,6%	7,8%	8,6%
- Aðrir / Others	4.712	3.951	3.958	3,4%	2,8%	2,8%

**Mynd 28. Markaðshlutdeild skipt eftir fyrirtækjum**

Picture 28. Market share by companies



## Internetið - Internet

Fjöldi xDSL internettenginga / xDSL subscriptions

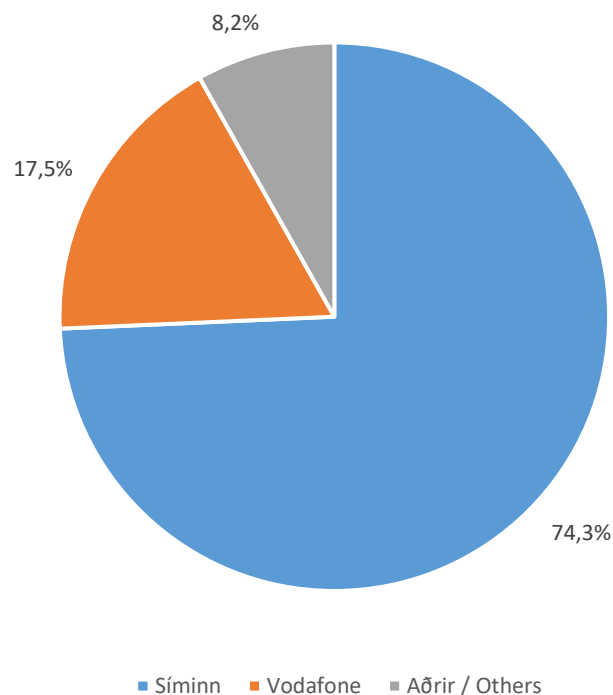
### Tafla 29. Fjöldi xDSL tenginga eftir fyrirtækjum

Table 29. Total xDSL subscriptions by companies

Í lok árs / End of	Fjöldi Number			Markaðshlutdeild Market share		
	2018	2019	2020	2018	2019	2020
Samtals / Total	63.743	51.356	43.362	100,0%	100,0%	100,0%
- Síminn	44.471	37.433	32.221	69,8%	72,9%	74,3%
- Vodafone	14.155	9.644	7.603	22,2%	18,8%	17,5%
- Aðrir / Others	5.117	4.279	3.538	8,0%	8,3%	8,2%

### Mynd 29. Markaðshlutdeild skipt eftir fyrirtækjum

Picture 29. Market share by companies



## Internetið - Internet

Fjöldi ljósleiðara internettenginga / Fiber connections

**Tafla 30. Fjöldi ljósleiðara internettenginga\***

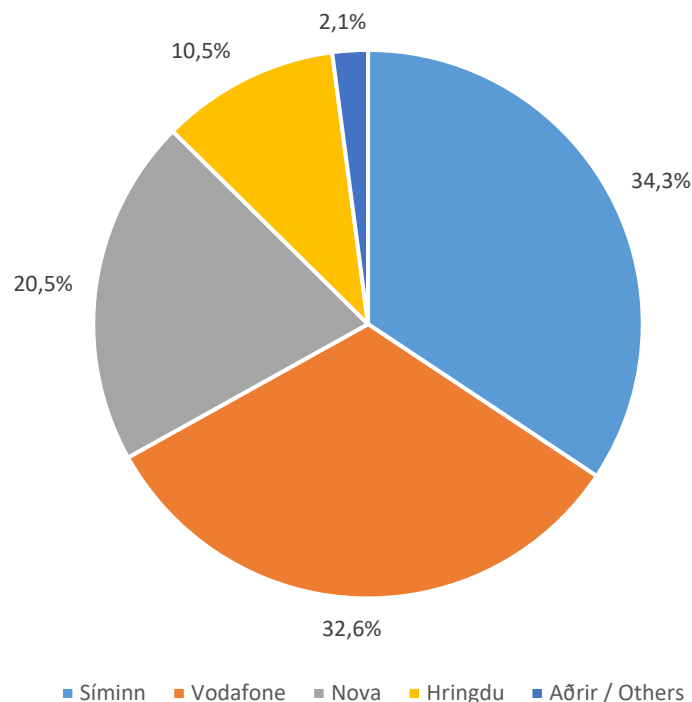
Table 30. Total fiber internet connections\*

Í lok árs / End of	Fjöldi Number			Markaðshlutdeild Market share		
	2018	2019	2020	2018	2019	2020
Samtals / Total	72.253	86.520	97.292	100,0%	100,0%	100,0%
- Síminn	19.140	28.840	33.416	26,5%	33,3%	34,3%
- Vodafone	31.712	31.326	31.687	43,9%	36,2%	32,6%
- Nova	12.160	16.194	19.943	16,8%	18,7%	20,5%
- Hringdu	7.747	8.601	10.215	10,7%	9,9%	10,5%
- Aðrir / Others	1.494	1.559	2.031	2,1%	1,8%	2,1%

\*Ljósleiðari að heimili eða byggingu. / \*Fiber to the home or building.

**Mynd 30. Markaðshlutdeild skipt eftir fyrirtækjum**

Picture 30. Market share by companies



## Internetið - Internet

Fjöldi xDSL og ljósleiðara internettenginga / xDSL and fiber connections

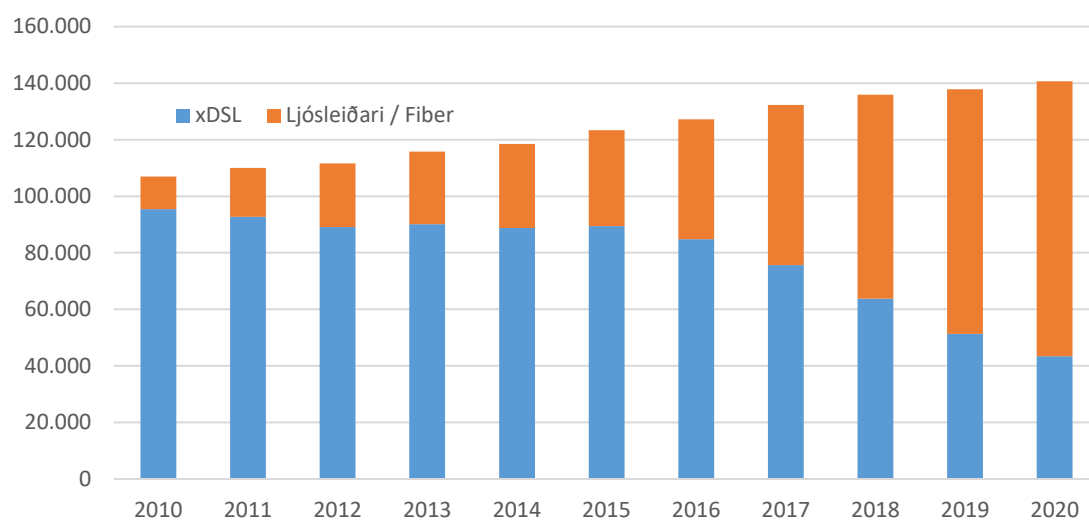
**Tafla 31. Fjöldi xDSL og ljósleiðara internettenginga**

Table 31. Total xDSL and fiber internet connections

	xDSL	Ljósleiðari / Fiber	Hlutfall ljósleiðari % Fiber ratio %
2010	95.448	11.563	10,8%
2011	92.745	17.265	15,7%
2012	89.123	22.521	20,2%
2013	90.090	25.736	22,2%
2014	88.799	29.692	25,1%
2015	89.453	33.962	27,5%
2016	84.846	42.352	33,3%
2017	75.631	56.649	42,8%
2018	63.743	72.253	53,1%
2019	51.356	86.520	62,8%
2020	43.362	97.292	69,2%

**Mynd 31. Fjöldi xDSL og ljósleiðara internettenginga**

Picture 31. Total xDSL and fiber internet connection



## Internetið - Internet

### Fjöldi tenginga eftir niðurhalshraða / Internet downstream speeds

**Tafla 32. Fjöldi tenginga eftir niðurhalshraða\***

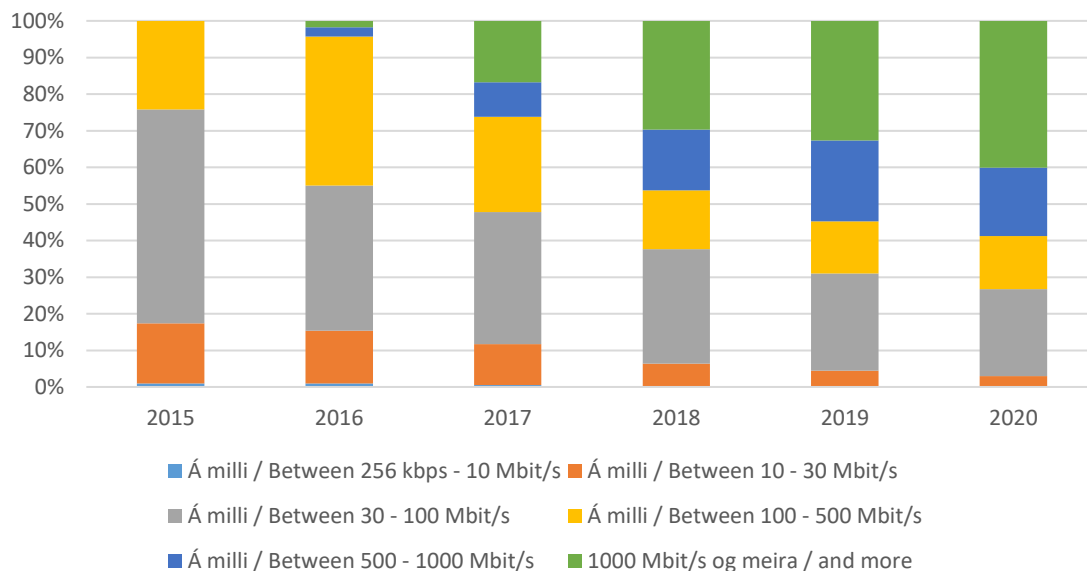
Table 32. Total subscriptions by downstream speeds\*

	Fjöldi Number			Markaðshlutdeild Market share		
	2018	2019	2020	2018	2019	2020
Samtals / Total	137.989	139.241	141.816	100,0%	100,0%	100,0%
- > 256 kbps - 10 Mbit/s	427	312	216	0,3%	0,2%	0,2%
- 10 - 30 Mbit/s	8.390	5.885	4.053	6,1%	4,2%	2,9%
- 30 - 100 Mbit/s	43.186	37.037	33.695	31,3%	26,6%	23,8%
- 100 - 500 Mbit/s	22.162	19.796	20.589	16,1%	14,2%	14,5%
- 500 - 1000 Mbit/s	22.810	30.736	26.461	16,5%	22,1%	18,7%
- > = 1000 Mbit/s	41.014	45.475	56.802	29,7%	32,7%	40,1%

\*Auglýstur hraði. / \*Advertised speed.

**Mynd 32. Hlutfall tenginga eftir niðurhalshraða tengingar**

Picture 32. Total subscriptions by downstream speeds



## Internetið - Internet

### Fjöldi tenginga eftir upphalshraða / Internet upstream speeds

**Tafla 33. Fjöldi tenginga eftir upphalshraða\***

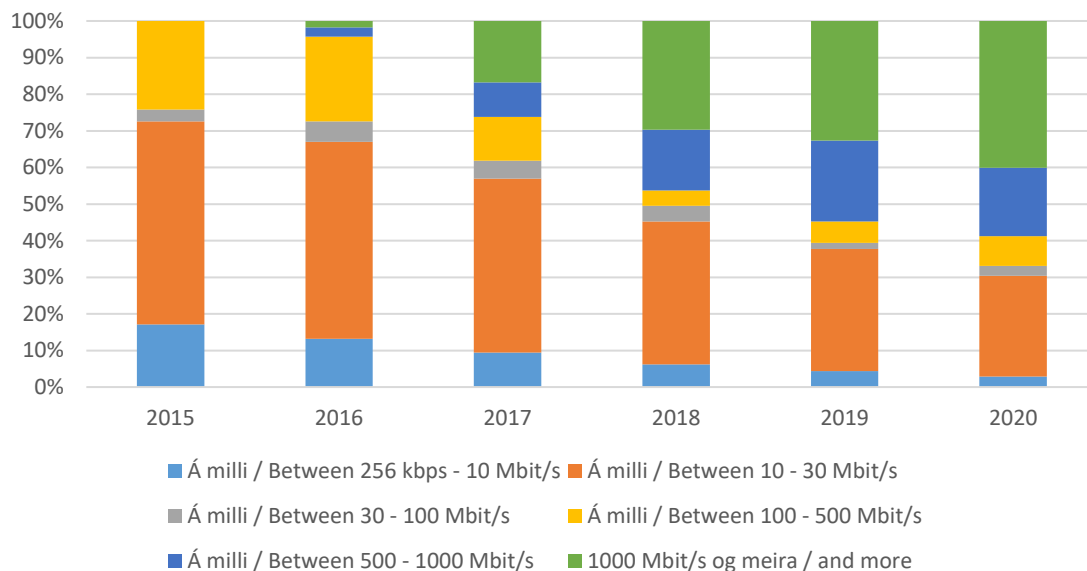
Table 33. Total subscriptions by upstream speeds\*

Í lok árs / End of	Fjöldi Number			Markaðshlutdeild Market share		
	2018	2019	2020	2018	2019	2020
Samtals / Total	137.989	139.241	141.816	100,0%	100,0%	100,0%
- > 256 kbps - 10 Mbit/s	8.640	6.083	4.158	6,3%	4,4%	2,9%
- 10 - 30 Mbit/s	53.831	46.542	39.029	39,0%	33,4%	27,5%
- 30 - 100 Mbit/s	5.839	2.307	3.743	4,2%	1,7%	2,6%
- 100 - 500 Mbit/s	5.855	8.098	11.623	4,2%	5,8%	8,2%
- 500 - 1000 Mbit/s	22.810	30.736	26.461	16,5%	22,1%	18,7%
- > = 1000 Mbit/s	41.014	45.475	56.802	29,7%	32,7%	40,1%

\*Auglýstur hraði. / \*Advertised speed.

**Mynd 33. Hlutfall tenginga eftir upphalshraða tengingar**

Picture 33. Total subscriptions by upstream speeds



## Internetið - Internet

Gagnamagn á fastaneti / Fixed broadband, Data traffic

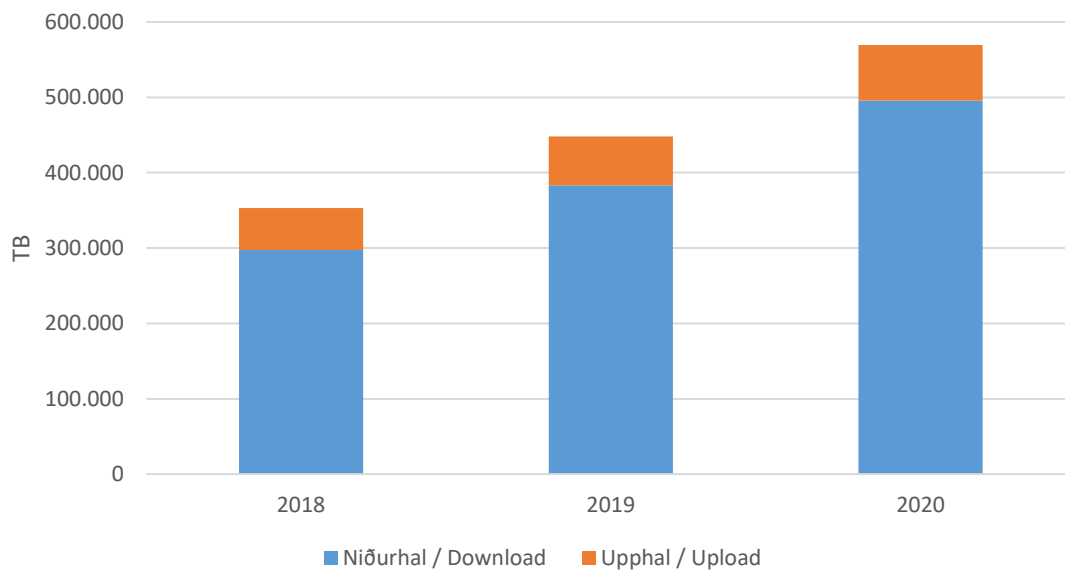
### Tafla 34. Gagnamagn á fastaneti

Table 34. Fixed broadband, Data traffic

	Fastanet / Gagnamagn Fixed broadband / Data traffic			Markaðshlutdeild Market share		
	2018	2019	2020	2018	2019	2020
TB						
Samtals / Total	353.121	448.273	569.459	100,0%	100,0%	100,0%
- Niðurhal / Download	297.713	383.380	495.447	84,3%	85,5%	87,0%
- Upphal / Upload	55.407	64.893	74.012	15,7%	14,5%	13,0%

### Mynd 34. Gagnamagn á fastaneti

Picture 34. Fixed broadband, data traffic



## Internetið - Internet

Gagnamagn á fastaneti, Niðurhal / Fixed broadband, Download

### Tafla 35. Gagnamagn á fastaneti, Niðurhal

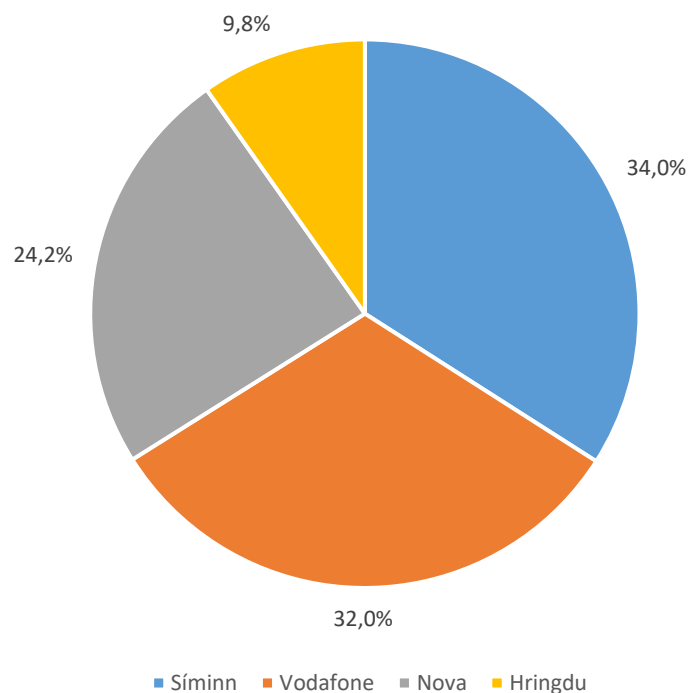
Table 35. Fixed broadband, Download

	Fastanet, Niðurhal Fixed broadband, Download			Markaðshlutdeild Market share		
	2018	2019	2020	2018	2019	2020
TB						
Samtals / Total	297.713	383.380	495.447	100,0%	100,0%	100,0%
- xDSL	117.452	103.407	106.388	39,5%	27,0%	21,5%
- Ljósleiðari / Fiber	180.261	279.973	389.059	60,5%	73,0%	78,5%
- Síminn	112.106	131.478	168.696	37,7%	34,3%	34,0%
- Vodafone	116.289	146.657	158.655	39,1%	38,3%	32,0%
- Nova	41.484	72.354	119.652	13,9%	18,9%	24,2%
- Hringdu*	27.834	32.892	48.444	9,3%	8,6%	9,8%

\*Tölur fyrir Hringdu eru áætlaðar / Figures for Hringdu are estimated.

### Mynd 35. Markaðshlutdeild skipt eftir fyrirtækjum

Picture 35. Market shares by companies





## Internetið - Internet

Gagnamagn á fastaneti, Upphal / Fixed broadband, Upload

### Tafla 36. Gagnamagn á fastaneti, Upphal

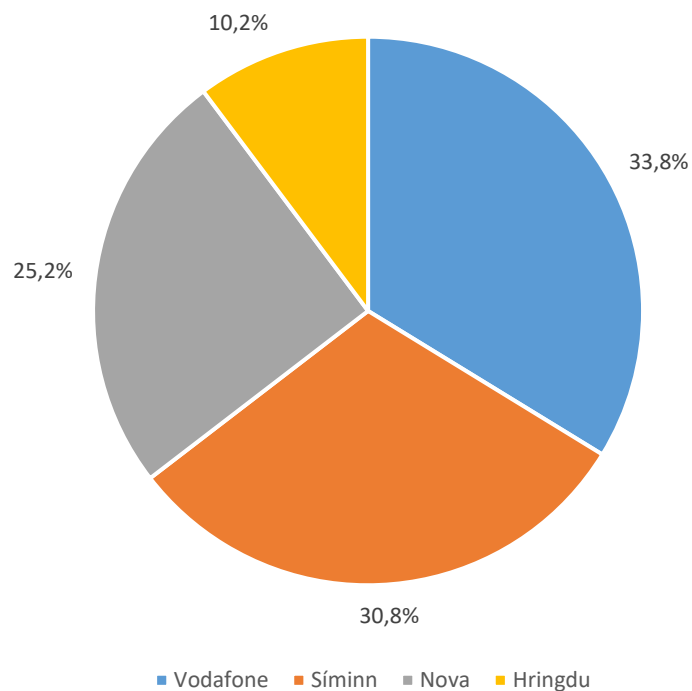
Table 36. Fixed broadband, Upload

	Fastanet, Upphal Fixed broadband, Upload			Markaðshlutdeild Market share		
	2018	2019	2020	2018	2019	2020
TB						
Samtals / Total	55.407	64.893	74.012	100,0%	100,0%	100,0%
- xDSL	18.848	12.652	11.340	34,0%	19,5%	15,3%
- Ljósleiðari / Fiber	36.559	52.242	62.671	66,0%	80,5%	84,7%
- Vodafone	23.797	26.425	24.992	42,9%	40,7%	33,8%
- Síminn	17.051	19.552	22.791	30,8%	30,1%	30,8%
- Nova	8.671	13.070	18.665	15,6%	20,1%	25,2%
- Hringdu*	5.888	5.845	7.564	10,6%	9,0%	10,2%

\*Tölur fyrir Hringdu eru áætlaðar / Figures for Hringdu are estimated.

### Mynd 36. Markaðshlutdeild skipt eftir fyrirtækjum

Picture 36. Market shares by companies



## Internetið - Internet

Heildarfjöldi áskrifenda með IPTV / IPTV subscriptions

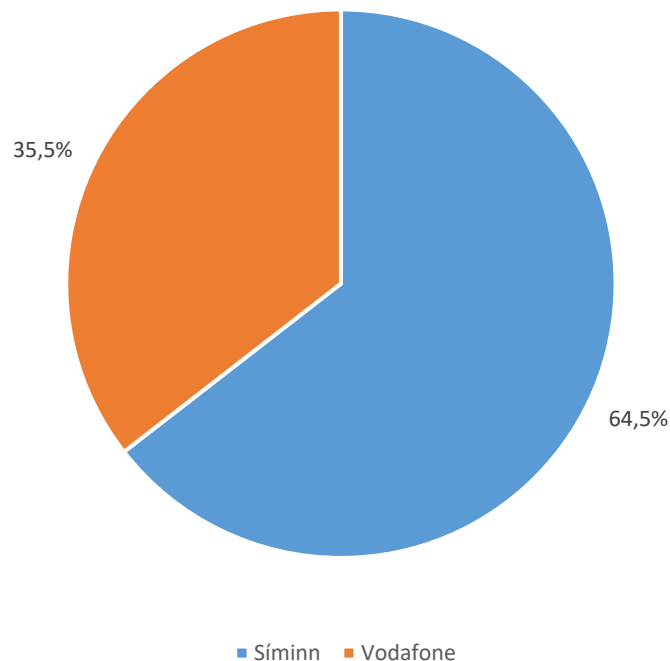
**Tafla 37. Heildarfjöldi áskrifenda með sjónvarp yfir IP-net**

Table 37. Number of IPTV subscriptions

Í lok árs / End of	Fjöldi Number			Markaðshlutdeild Market share		
	2018	2019	2020	2018	2019	2020
Samtals / Total	98.923	91.815	88.109	100,0%	100,0%	100,0%
- xDSL	46.359	35.894	27.734	46,9%	39,1%	31,5%
- Ljósleiðari / Fiber	52.564	55.921	60.375	53,1%	60,9%	68,5%
- Síminn	57.535	57.897	56.824	58,2%	63,1%	64,5%
- Vodafone	41.388	33.918	31.285	41,8%	36,9%	35,5%

**Mynd 37. Markaðshlutdeild skipt eftir fyrirtækjum**

Picture 37. Market share by companies



## Velta og fjárfesting – Revenue and Investment

Heildartekjur eftir fjarskiptastarfsemi / Income from telecommunication

**Tafla 38. Heildartekjur eftir fjarskiptastarfsemi**

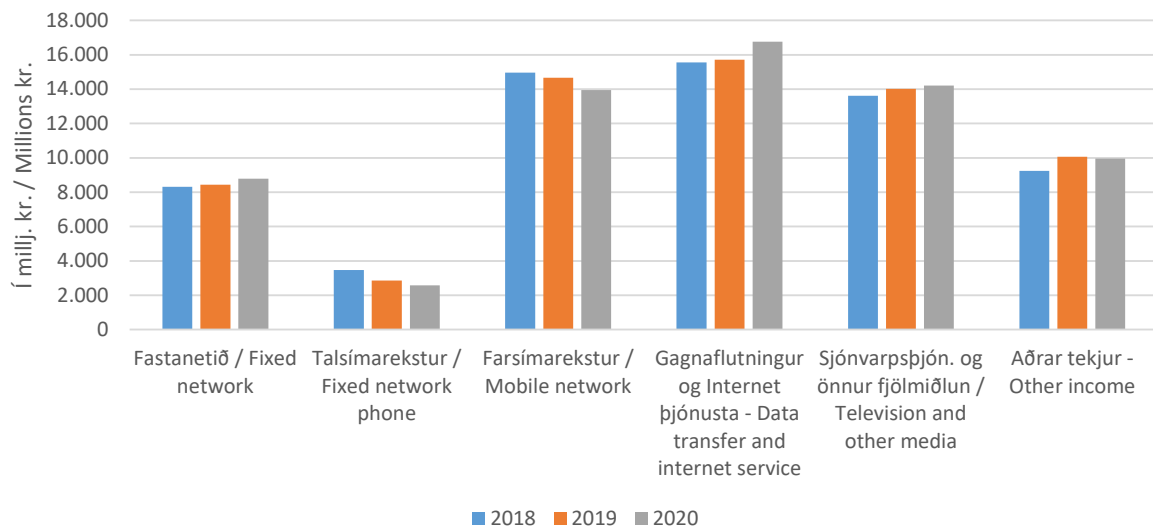
Table 38. Total income from telecommunication

	2018	2019	2020
Í milljónum króna / In millions of krónur			
Samtals / Total	65.143	65.753	66.259
- Fastanetið / Fixed network	8.312	8.439	8.792
- Talsímarekstur / Fixed network phone	3.463	2.863	2.577
- Farsímarekstur / Mobile network	14.958	14.670	13.954
- Gagnafl. og Internet þjón. / Data transfer and Internet service	15.549	15.715	16.763
- Sjónvarpsþjón. og önnur fjölmiðlun / Television and other media	13.615	14.008	14.215
- Aðrar tekjur / Other income	9.245	10.058	9.958

\*Aðrar tekjur eru m.a. tekjur af sölu á búnaði og fylgihlutum. Other income includes revenues from the sale of equipment and accessories.

**Mynd 38. Heildartekjur eftir fjarskiptastarfsemi**

Picture 38. Total income from telecommunication



## Velta og fjárfesting – Revenue and Investment

### Fjárfestingar eftir fjarskiptastarfsemi / Investment in telecommunication

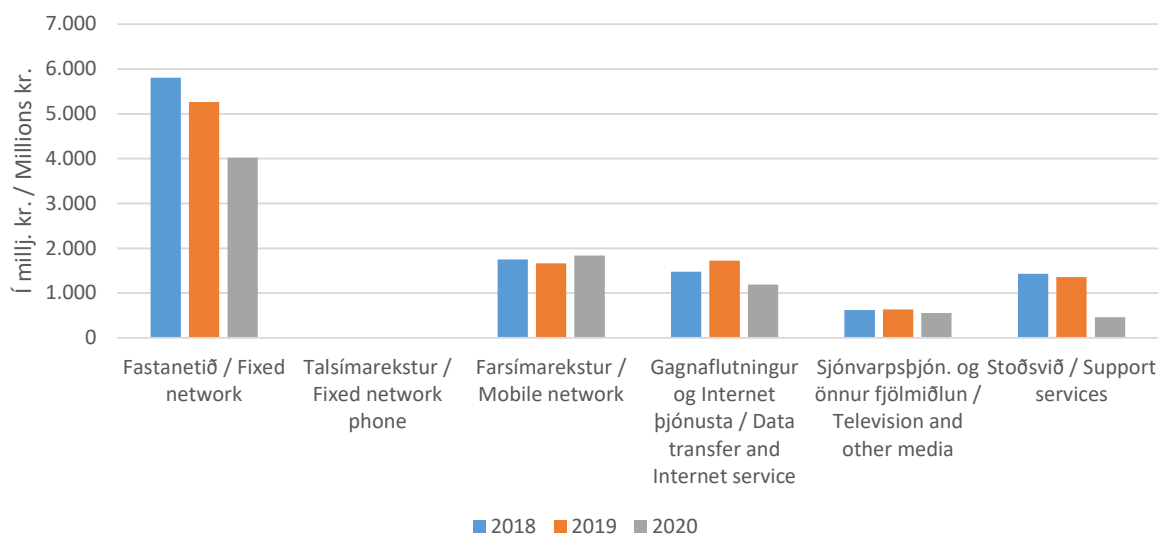
**Tafla 39. Fjárfestingar eftir fjarskiptastarfsemi**

Table 39. Investment in telecommunication

	2018	2019	2020
Í milljónum króna / In millions of krónur			
Samtals / Total	11.101	10.652	8.071
- Fastanetið / Fixed network	5.802	5.263	4.020
- Talsímarekstur / Fixed network phone	16	10	12
- Farsímarekstur / Mobile network	1.749	1.661	1.836
- Gagnafl. og Internet þjón. / Data transfer and Internet service	1.480	1.723	1.189
- Sjónvarpsþjón. og önnur fjölmiðlun / Television and other media	624	636	553
- Stoðsvið / Support services	1.430	1.359	460

**Mynd 39. Fjárfestingar eftir fjarskiptastarfsemi**

Picture 39. Investment in telecommunication



## Skráð fyrirtæki – Registered Operators

Skráð fjarskiptafyrirtæki	Tegund starfsemi
1819 Nýr valkostur ehf.	Upplýsingaþjónusta um símanúmer/ <i>Directory enquiry service</i>
Advania Ísland ehf.	Gagnaflutningsþjónusta/ <i>Data transmission service</i>
Alza ehf.	Gagnaflutningsþjónusta um þráðlaus- og fastanet/ <i>Data transmission service via fixed and wireless electronic communication networks</i>
Alþingi	Hljóðvarps og/eða sjónvarpsdreifing/ <i>Transmission of radio and television signal</i>
Austurljós ehf.	Gagnaflutningsnet og þjónusta/ <i>Data transmissison and service</i>
Ábótinn ehf.	Gagnaflutningsnet og –þjónusta/ <i>Data transmission and service</i>
Árvakur hf.	Upplýsingaþjónusta um símanúmer/ <i>Directory enquiry service</i>
Ásaljós	Rekstur fastlínu fjarskiptanets/ <i>Operation of fixed electronic communication network</i>
Bláskógaljós	Rekstur fastlínu fjarskiptanets/ <i>Operation of fixed electronic communication network</i>
Bloomberg Finance L.P.	Leigulínuþjónusta og almennt fjarskiptanet/ <i>Leased line and network</i>
Boðleið Þjónusta ehf.	Talsímaþjónusta, farsímaþjónusta og rekstur fastlínu fjarskiptanets/ <i>Voice telephony, mobile telephony and operation of fixed data transmission network</i>
Brimrún ehf.	Gagnaflutningsþjónustu um gervitungl/ <i>Data transmission via satellite</i>
BT Solutions Limited, útibú á Íslandi	Gagnaflutningsþjónusta/ <i>Data transmission services</i>
Century Link Iceland ehf.	Rekstur fjarskiptanets og gagnaflutningsþjónusta/ <i>Operation of fixed electronic communication network and data transmission service</i>
Colt Technology Services AB	Gagnaflutningsþjónusta/ <i>Data transmission services</i>
Cronus ehf.	Hljóðvarps- og/eða sjónvarpsdreifing/ <i>Transmission of radio and television singals</i>
Cubic Telecom Limited	Rekstur fastlínu- og þráðlauss fjarskiptanets og gagnaflutningsþjónusta um þráðlaus net/ <i>Operation of fixed and wireless electronic communications network and data transmission via wireless electronic communications networks</i>
Dalaveitur ehf.	Rekstur fastlínu fjarskiptanets/ <i>Operation of fixed electronic communications network</i>
DCN Hub ehf.	Farsíma- og gagnaflutningsþjónusta/ <i>Mobile and data transmission services</i>
DIDWW Ireland Limited	Gagnaflutnings- og talsímaþjónusta/

	<i>Data transmission and telephony service</i>
Digriklettur ehf.	Rekstur fastlínu fjarskiptanets/ <i>Operation of fixed electronic communications network</i>
DVD-Margmiðlun ehf.	Rekstur breiðbandskerfis fyrir útvarpsdreifingu/ <i>Broadcast cable network</i>
EchoStar Mobile Limited	Rekstur fastlínu fjarskiptanets/ <i>Mobile satellite services</i>
Eyja- og Miklaholts- hreppur	Rekstur fastlínu fjarskiptanets/ <i>Fixed data transmission network</i>
Factor ehf.	Gagnaflutningsnet- og gagnaflutningsþjónusta/ <i>Data transmission and service</i>
Farice ehf.	Sæstrengur/ <i>Submarine cable</i>
Ferðaðþjónustan Húsafelli ehf.	Rekstur fastlínu fjarskiptanets/ <i>Operation of fixed electronic communications network</i>
Feris ehf.	Gagnaflutningsþjónusta/ <i>Data transmission service</i>
Fjarskiptafélag Mývanssveitar ehf.	Gagnaflutningsþjónusta um fastanet/ <i>Data transmission service via fixed electronic communication network</i>
Fjarskiptafélag Reykhólahrepps	Rekstur fastlínu fjarskiptanets/ <i>Operation of fixed electronic communications network</i>
Fjarskiptafélag Skagabyggðar	Gagnaflutningsnet/ <i>Data transmission network</i>
Fjarskiptafélag Skeiða- og Gnúpverjahrepps ehf.	Gagnaflutningsnet/ <i>Data transmission network</i>
Fjarskiptafélag Svalbarðshrepps ehf.	Rekstur fastlínu fjarskiptanets/ <i>Operation of fixed electronic communications network</i>
Fjölnet ehf.	Talsíma-, gagnaflutningsþjónusta og fjarskiptanet/ <i>Voice telephony, data transmission and network</i>
Flóaljós	Rekstur fastlínu fjarskiptanets/ <i>Operation of fixed electronic communication network</i>
Gagnaveita Helgafellssveitar ehf.	Rekstur fastlínu fjarskiptanets/ <i>Operation of fixed electronic communication network</i>
Gagnaveita Hornafjarðar ehf.	Fjarskiptanet/ <i>Electronic communication networks</i>
Gagnaveita Reykjavíkur ehf.	Gagnaflutningsnet og –þjónusta/ <i>Data transmission and service</i>
Gagnaveita Suðurlands ehf.	Gagnaflutningsþjónusta/ <i>Data transmission service</i>
Gagnaveitan ehf.	Fjarskiptaþjónusta/ <i>Electronic communication services</i>
GlobalCall ehf.	Talsímaþjónusta/ <i>Voice telephony</i>
Globalstar Europe Satellite Services Ltd.	Gervihnattaþjónusta/ <i>Satellite services</i>
Halló ehf.	Upplýsingaþjónusta um símanúmer/ <i>Directory enquiry service</i>
Hátíðni hf.	Talsíma-, gagnaflutningsþjónusta og fjarskiptanet/

	<i>Voice telephony, data transmission and network</i>
Hitaveita Drangsness	Rekstur fastlínu fjarskiptanets/ <i>Operation of fixed electronic communication network</i>
Hitaveita Egilsstaða/Fella ehf.	Rekstur fastlínu- og þráðlaus fjarskiptanets, gagnaflutningsþjónusta um þráðlaus og fastanet og hljóðvarps og/eða sjónvarpsdreifing/ <i>Operation of fixed and wireless electronic communication networks, data transmission via fixed and wireless electronic communications networks and transmission of radio and television signals</i>
Hitaveita Tálknafjarðarhrepps	Gagnaflutningsþjónusta um fastanet/ <i>Data transmission network</i>
Hljóðsmárin ehf.	Hljóðvarps- og/eða sjónvarpsdreifing/ <i>Transmission of radio and television signals</i>
Hópkaup ehf.	Upplýsingaþjónusta um símanúmer/ <i>Directory enquiry service</i>
Hótel Laki ehf.	Rekstur fastlínu fjarskiptanets/ <i>Operation of fixed electronic communication network</i>
Hrafshóll ehf.	Rekstur fastlínu fjarskiptanets/ <i>Operation of fixed electronic communication network</i>
Hringdu ehf.	Talsíma- og gagnaflutningsþjónusta/ <i>Voice telephony and data transmission service</i>
Hringiðan ehf./Vortex Inc.	Talsíma-, gagnaflutningsþjónusta og fjarskiptanet/ <i>Voice telephony, data transmission and network</i>
Hrunaljós	Rekstur fastlínu fjarskiptanets/ <i>Operation of fixed electronic communications network</i>
Húnanet ehf.	Rekstur fastlínu fjarskiptanets/ <i>Operation of fixed electronic communications network</i>
Hvalfjarðarsveit	Fjarskiptanet/ <i>Electronic communication networks</i>
Icelandair ehf.	Fjarskiptanet/Network
IMC Ísland ehf.	DCS 1800 farsímaþjónusta/ <i>Mobile DSC 1800</i>
Internet á Íslandi hf.	Fjarskiptanet, talsíma- og gagnaflutningsþjónusta/ <i>Network, voice telephony and data transmission</i>
Isavia ehf.	Talþjónusta við flugvélar og rekstur fastlínu fjarskiptakerfis/ <i>Voice transmission service for aircrafts and operation of fixed electronic communication network</i>
Isavia ANS ehf.	Rekstur fastlínu fjarskiptanets/ <i>Operation of fixed electronic communication network</i>
Já hf.	Útgáfa síma- og vistfangaskrár. Upplýsingaþjónusta um símanúmer/ <i>Publication of directories, directory enquiry service</i>
Kukl ehf.	Talsíma-, gagnaflutningsþjónusta og fjarskiptanet/ <i>Voice telephony, data transmission and network</i>
Landhelgisgæsla Íslands	Rekstur og útleiga NATO ljósleiðarastrengs/ <i>Management and lease of NATO's optical fibre network</i>
Leiðarljós ehf.	Rekstur fastlínu fjarskiptanets/ <i>Operation of fixed electronic communications network</i>

Lindin, kristið útlarp	Hljóðvarps- og/eða sjónvarpsdreifing/ <i>Transmission of radio and television signals</i>
LÍF í Mýrdal ehf.	Rekstur fastlínu fjarskiptanets/ <i>Fixed data transmission network</i>
Ljós og gagnaleiðari ehf.	Gagnaflutningsnet/ <i>Data transmission network</i>
Ljósfesti ehf.	Rekstur fastlínu fjarskiptanets/ <i>Operation of fixed electronic communication network</i>
Ljósleiðari Borgarbyggðar	Rekstur fastlínu fjarskiptanets/ <i>Operation of fixed electronic communication network</i>
Ljósunktur ehf.	Rekstur fastlínu fjarskiptanets/ <i>Operation of fixed electronic communication network</i>
Loki Telecom ehf.	Rekstur fastlínu- og þráðlaus fjarskiptanets, gagnaflutningsþjónusta um þráðlaus og fastanet og hljóðvarps og/eða sjónvarpsdreifing <i>Operation of fixed and wireless electronic communication networks, data transmission via fixed and wireless electronic communications networks</i>
Lýsir ehf.	Rekstur þráðlaus fjarskiptanets/ <i>Operation of wireless electronic communication networks</i>
Magnavík ehf.	Gagnaflutningsþjónusta/ <i>Data transmission service</i>
Martölvan ehf.	Talsíma, gagnaflutningsþjónusta og fjarskiptanet/ <i>Voice telephony, data transmission and network</i>
Míla ehf.	Fjarskiptanet/ <i>Network</i>
Mobiweb Telecom Limited	Farsímaþjónusta/ <i>Mobile service</i>
Nepal hugbúnaður	Gagnaflutningsþjónusta og þráðlaust fjarskiptanet/ <i>Data transmission service and wireless data transmission</i>
Netvarp og Sport ehf.	Hljóðvarps- og/eða sjónvarpsdreifing/ <i>Transmission and radio and/or television signals</i>
Netvöktun ehf.	Talsímaþjónusta, rekstur fastlínu og þráðlaus fjarskiptanets og gagnaflutningsþjónusta um fasta- og þráðlaus net/ <i>Voice telephony, operation of fixed and wireless electronic communications networks and fixed and wireless data transmission service</i>
NewVoiceMedia Ltd.	Talsíma- og farsímaþjónusta og rekstur fastlínu fjarskiptanets/ <i>Voice and mobile telephony and fixed line network</i>
Neyðarlínan hf.	Talsímaþjónusta/neyðarsímsvörun/ <i>Voice telephony - emergency service</i>
Nordic Networks ehf.	Sæstrengur og gagnaflutningsþjónusta/ <i>Submarine cable and data transmission service</i>
Nova ehf.	Talsíma- og gagnaflutningsþjónusta/ <i>Voice telephony and data transmission</i>
OnAir S.A.R.L.	Farsímaþjónusta um borð í flugvélum (MCA)/ <i>Mobile communication services on aircraft (MCA)</i>
Opin kerfi ehf.	Gagnaflutningsþjónusta/ <i>Data transmission service</i>
Origo hf.	Gagnaflutningsþjónusta/



	<i>Data transmission service</i>
Orkufjarskipti hf.	Fjarskiptanet/
	<i>Electronic communication network</i>
Parking plus ehf.	Talsímaþjónusta og fjarskiptanet/
	<i>Voice telephony and network</i>
Premis ehf.	Tal- og farsímaþjónusta, rekstur þráðlaus og fastlínu fjarskiptanets og gagnaflutningsþjónusta um fastanet og þráðlaus net/
	<i>Voice telephony and mobile services, operation of fixed and wireless electronic communication networks and fixed and wireless data transmission services</i>
Protektion ehf.	Rekstur fastlínu fjarskiptanets/
	<i>Operation of fixed electronic communication network</i>
Rafey ehf.	Rekstur fastlínu fjarskiptanets/
	<i>Operation of wireless electronic communication network</i>
Rangárljós	Rekstur fastlínu fjarskiptanets/
	<i>Operation of fixed electronic communication network</i>
Refinitiv Norge A/S	Gagnaflutningsþjónusta um fastanet/
	<i>Fixed line network data transmission</i>
Ríkisútvarpið ohf.	Fjarskiptaþjónusta: Hljóðvarp og sjónvarp/
	<i>Transmission of radio and television signals</i>
Sensa ehf.	Gagnaflutningsþjónusta um fastanet/
	<i>Data transmission service via fixed electronic communication network</i>
Síminn hf.	Talsímaþjónusta, GSM, gagnaflutningsnet o.fl./
	<i>Voice telephony, mobile, data transmission and network</i>
Sjónvarpsmiðstöðin ehf.	Gagnaflutningsþjónusta/
	<i>Data transmission service</i>
Snerpa ehf.	Fjarskiptanet/ tal- og gagnaflutningsþjónusta/
	<i>Network, voice telephony and data transmission</i>
Splitti ehf.	Talsíma- og farsímaþjónusta, gagnaflutningsþjónusta um fastanet og þráðlaus net og upplýsingaþjónusta um símanúmer/
	<i>Voice telephony, mobile, fixed and wireless data transmission and directory enquiry services</i>
Stöð 5 ehf.	Talsíma- og farsímaþjónusta/
	<i>Voice and mobile telephony</i>
Sumarsól ehf.	Upplýsingaþjónusta um símanúmer/
	<i>Directory enquiry service</i>
Swarm Technologies Inc.	Gervihnattaþjónusta fyrir IoT og M2M tæki/
	<i>Narrow-band Satellite Connectivity for IoT and M2M devices</i>
Sýn hf.	Talsímaþjónusta, farsímaþjónusta, gagnaflutningsþjónusta og fjarskiptanet/
	<i>Voice telephony, mobile, data transmission and network</i>
Tech Support á Íslandi ehf.	Talsímaþjónusta, gagnaflutningsþjónusta um fastanet og þráðlaus net/
	<i>Voice telephony and fixed and wireless data transmission services</i>
TELE Greenland A/S	Sæstrengur/
	<i>Submarine cable</i>
Tengir ehf.	Ljósleiðaranet/
	<i>Fiber optical network</i>

Tismi BV	Tal- og farsímaþjónusta/ <i>Voice and mobile telephony</i>
TRS ehf.	Gagnaflutningsþjónusta/ <i>Data transmission service</i>
Truphone Limited	Farsímaþjónusta og gagnaflutningsþjónusta um þráðlaus net/ <i>Mobile telephony and data transmission via wireless electronic communications networks</i>
TSC ehf.	Talsíma-, gagnaflutningsþjónusta og fjarskiptanet/ <i>Voice telephony, data transmission and network</i>
Twilio Ireland Limited	Talsíma- og farsímaþjónusta, rekstur fastlínu- og þráðlauss fjarskiptanets og gagna-flutningsþjónusta um um fastanet og þráðlaus net/ <i>Voice telephony and mobile services, operation of fixed and wireless electronic communication networks and fixed and wireless data transmission services</i>
Tölvun ehf.	Gagnaflutningsnet og –þjónusta/ <i>Data transmission and service</i>
Vengo ehf.	Gagnaflutningsþjónusta um fastanet/ <i>Fixed data transmission service</i>
Yellow Mobile B.V.	Talsíma- og farsímaþjónusta, rekstur fastlínu- og þráðlauss fjarskiptanets og gagna-flutningsþjónusta um um fastanet og þráðlaus net/ <i>Voice and mobile telephony, operation of fixed and wireless electronic communication networks, data transmission via fixed and wireless electronic communications networks</i>
Zendesk International Limited	SMS og VoIP þjónusta í gegnum ský/ <i>SMS and VoIP services using software via the cloud</i>
Þekking - Tristan hf.	Gagnaflutningsnet og –þjónusta/ <i>Data transmission and service</i>
Þorvaldur Stefánsson	Skipaþjónustugagna- flutningur/ <i>Maritime mobile</i>
Örugg afritun ehf.	Gagnaflutningsþjónusta um fastanet/ <i>Fixed data transmission service</i>
Öryggisfjarskipti ehf.	Fjarskiptaþjónusta og fjarskiptanet/TETRA/ <i>Telecommunication service and network / TETRA</i>