



Tölfræði um íslenska
fjarskiptamarkaðinn
Fyrri helmingur ársins 2020

Statistics on the Icelandic
Telecommunications Market
The First Half of 2020



Efnisyfirlit - Table of Contents

Inngangur	4
Introduction	4
Helstu stærðir – Main indicators.....	5
Fastanet – Fixed network.....	6
Helstu stærðir á fastaneti / Main indicators in the fixed network.....	6
Áskrifendur með fastlínusíma / Subscribers with fixed network phone.....	7
Heildarfjöldi mínútna á fastaneti / Traffic in the fixed network	8
Fjöldi mínútna eftir fyrirtækjum / Traffic by companies.....	9
Símtöl til fastaneta / Calls to fixed networks	10
Símtöl til útlanda / Outgoing international calls	11
Símtöl til farsímaneta / Calls to mobile networks.....	12
Farsímanet – Mobile network.....	13
Helstu stærðir á farsímaneti / Main indicators in mobile networks	13
Heildarfjöldi áskrifta / Total subscriptions	14
Heildarfjöldi áskrifta með talþjónustu / Mobile voice subscriptions	15
Samningsbundnar áskriftir / Contract subscriptions.....	16
Fyrirframgreidd símakort / Pre-paid phone cards	17
Virk símakort á farsímaneti / Active phone cards on mobile networks.....	18
Fjöldi mínútna úr farsímum / Minutes from mobile phones	19
Heildarfjöldi mínútna úr farsímum / Minutes from mobile phones	20
Fjöldi mínútna úr farsímum til fastaneta / Minutes to fixed networks.....	21
Fjöldi mínútna úr farsímum í farsíma / Minutes from mobile to mobile	22
Fjöldi mínútna úr farsímum til útlanda / Outgoing international calls	23
Fjöldi SMS og MMS / Number of SMS and MMS	24
Netþjónusta á farsímaneti / Data only subscriptions.....	26
Gagnamagn á farsímaneti / Data traffic over mobile networks.....	27
Gagnamagn á farsímaneti / Data traffic in mobile networks.....	28
Gagnamagn, netið í símann / Data traffic, voice and data.....	29
Gagnamagn, eingöngu gagnaáskrift / Data traffic, only data subscriptions	30
Internetið – Internet	31
Fjöldi internettenginga / Internet subscriptions	31
Internettengingar eftir fyrirtækjum / Internet connections by companies	32
Fjöldi xDSL internettenginga / xDSL subscriptions.....	33
Fjöldi ljósleiðara internettenginga / Fiber connections	34

Fjöldi xDSL og ljósleiðara internettenginga / xDSL and fiber connections	35
Fjöldi tenginga eftir niðurhalshraða / Internet download speeds	36
Fjöldi tenginga eftir upphalshraða / Internet by upload speeds.....	37
Gagnamagn á fastaneti / Fixed broadband, Data traffic.....	38
Gagnamagn á fastaneti, Niðurhal / Fixed broadband, Download.....	39
Gagnamagn á fastaneti, Upphal / Fixed broadband, Upload.....	40
Heildarfjöldi áskrifenda með IPTV / IPTV subscriptions	41
Velta og fjárfesting – Revenue and Investment	42
Heildartekjur eftir fjarskiptastarfsemi / Income from telecommunication	42
Fjárfestingar eftir fjarskiptastarfsemi / Investment in telecommunication	43
Skráð fyrirtæki – Registered Operators	44

Inngangur

Póst- og fjarskiptastofnun hefur um árabíl gefið út skýrslur með tölfræðilegum upplýsingum um fjarskiptamarkaðinn á Íslandi. Hafa skýrslurnar verið unnar með sambærilegum hætti frá árinu 2006 upp úr upplýsingum frá fjarskiptafyrirtækjum. Frá árinu 2009 hafa þær verið gefnar út tvisvar á ári. Skýrslur fyrir fyrri helming hvers árs eru birtar á 4. ársfjórðungi og skýrslur fyrir heil ár eru birtar á fyrri hluta 2. ársfjórðungs.

Sú skýrsla sem hér birtist tekur til fyrri helminga áráanna 2018-2020. Er henni skipt upp í kafla þar sem fyrst er horft á fastanetið, síðan farsímanetið, internetið og að síðustu veltu og fjárfestingu á fjarskiptamarkaði.

Á [vef](#) Póst- og fjarskiptastofnunar má nálgast allar tölfræðiskýrslur stofnunarinnar ásamt töflum og myndum í Excel skjölum.

Introduction

The Post and Telecom Administration (PTA) has published a statistics report on the telecommunications market in Iceland since 2006 and twice a year since 2009. The reports are based on statistical information gathered by the Administration from registered telecommunications undertakings in the country. The reports for the first half of the year are published in the last quarter of the year and the reports on the whole year in the beginning of the second quarter.

This report shows statistics for the first half of the last three years from 2018 through 2020, and is divided into sections dedicated to fixed-line networks, mobile networks, Internet, and turnover and investments in the electronic communications market.

All PTA's statistics reports can be accessed on our [website](#) as well as the background data in Excel files.

Helstu stærðir – Main indicators

Helstu stærðir <i>Main indicators</i>	1H 2020	1H 2019	Breyting % Change %
Fastlínusími / <i>Fixed network phone</i>	111.103	119.460	-7,0%
- Þar af VoIP sími / <i>There of VoIP phone</i>	79.404	78.192	1,6%
Fjöldi mín. úr fastlínusíma / <i>Traffic in the fixed network, (1.000)</i>	91.047	99.547	-8,5%
Heildarfjöldi farsímaáskrifta / <i>Total mobile subscriptions</i>	473.120	473.002	0,0%
Áskriftir með talþjónustu / <i>Mobile voice subscriptions</i>	416.181	410.082	1,5%
Gagnaáskrift eingöngu / <i>Data only subscriptions</i>	56.939	62.920	-9,5%
Samningsbundnar áskriftir / <i>Contract subscriptions</i>	255.396	239.488	6,6%
Fyrirfram greidd símakort / <i>Pre-paid phone cards</i>	160.785	170.594	-5,7%
Fjöldi mín. úr farsíma / <i>Traffic in the mobile network, (1.000)</i>	557.774	462.295	20,7%
Send SMS / <i>SMS sent from mobile, (1.000)</i>	96.013	92.341	4,0%
Send MMS / <i>MMS sent from mobile, (1.000)</i>	2.644	2.272	16,4%
Netið í símann / <i>Voice and data subscriptions</i>	355.970	350.103	1,7%
Netþjónusta á farsímaneti / <i>Data only subscriptions</i>	56.939	62.920	-9,5%
Gagnamagn á farsímaneti / <i>Data traffic in mobile networks, (TB)</i>	36.782	23.822	54,4%
Gagnamagn, netið í símann / <i>Data traffic, voice and data, (TB)</i>	21.692	14.263	52,1%
Netþjónusta á farsímaneti / <i>Data traffic, only data, (TB)</i>	15.089	9.559	57,9%
Fjöldi internettinga / <i>Number of internet subscriptions</i>	139.812	138.613	0,9%
Ljósleiðari / <i>Fiber</i>	91.221	80.787	12,9%
xDSL	47.388	56.199	-15,7%
Gagnamagn á fastaneti / <i>Fixed broadband, data traffic, (TB)</i>	286.233	215.505	32,8%
Gagnamagn á fastaneti / <i>Fixed broadband, Download, (TB)</i>	247.878	182.492	35,8%
Gagnamagn á fastaneti, Upphal / <i>Fixed broadband, Upload, (TB)</i>	38.355	33.013	16,2%
IP sjónvarp / <i>IP-TV</i>	89.248	96.160	-7,2%
Heildartekjur / <i>Total income from telecommunication</i>	32.237	32.364	-0,4%
Fjárfesting / <i>Investment in the telecommunication</i>	3.730	5.199	-28,3%

Fastanet – Fixed network

Helstu stærðir á fastaneti / Main indicators in the fixed network

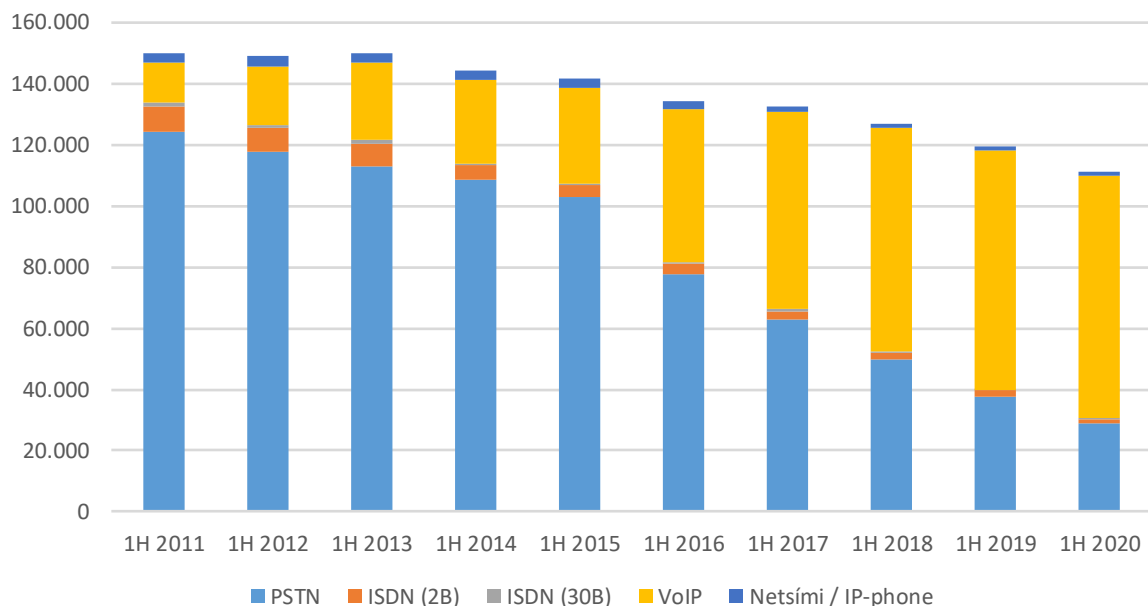
Tafla 1. Helstu stærðir á fastaneti

Table 1. Main indicators in the fixed network

	1H 2018	1H 2019	1H 2020
PSTN aðgangslínur / PSTN subscribers lines	86.194	66.502	58.883
ISDN línur (2B) / ISDN (2B) subscribers lines	1.999	1.774	1.239
ISDN línur (30B) / ISDN (30B) subscribers lines	426	337	271
VoIP sími / VoIP phone	73.058	78.192	79.404
Netsími (49X-XXXX) / IP phone	1.507	1.339	1.121
(1.000 mínútur / minutes)			
Símtöl úr fastlínusíma / Calls from fixed networks	116.783	99.547	91.047
Símtöl til fastaneta / Calls to fixed networks	78.633	64.676	55.999
Símtöl til útlanda / Outgoing international calls	3.478	2.685	2.059
Símtöl til farsímaneta / Calls to mobile networks	34.672	32.186	32.989
Símtöl á internetið / Calls to the internet	0	0	0

Mynd 1. Heildarfjöldi áskrifenda með fastlínusíma

Picture 1. Total subscribers with fixed network phone



Fastanet – Fixed network

Áskrifendur með fastlínusíma / Subscribers with fixed network phone

Tafla 2. Heildarfjöldi áskrifenda með fastlínusíma*

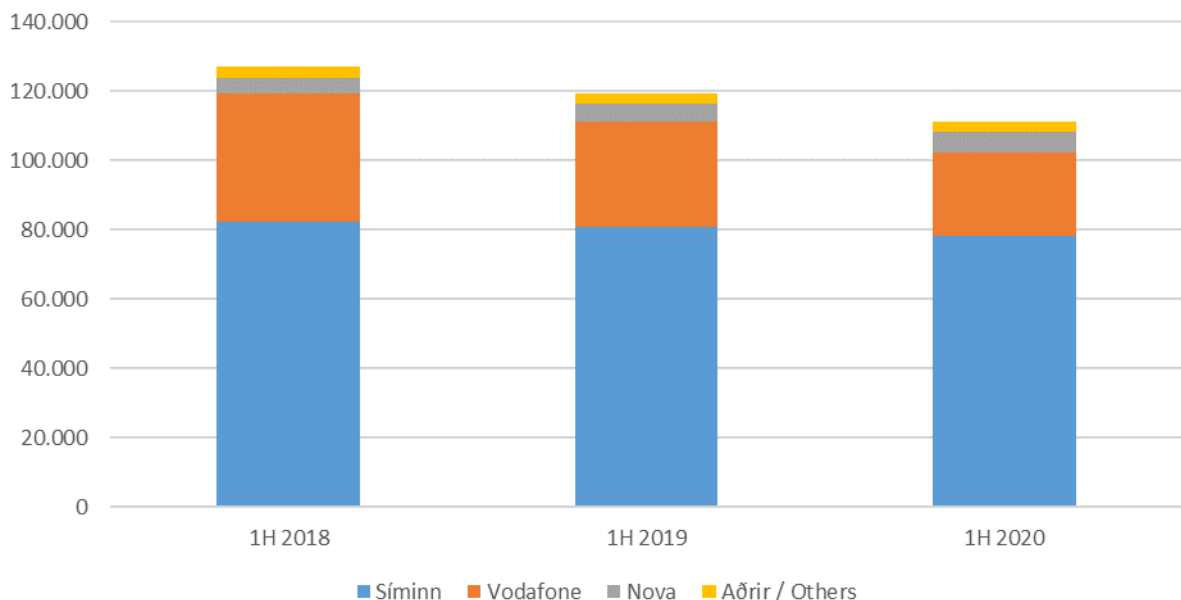
Table 2. Total subscribers with fixed network phone*

Í lok tímabils / End of	Fjöldi Number			Markaðshlutdeild Market share		
	1H 2018	1H 2019	1H 2020	1H 2018	1H 2019	1H 2020
Samtals / Total	127.075	119.460	111.103	100,0%	100,0%	100,0%
- Heimili / Private	82.909	76.083	70.478	65,2%	63,7%	63,4%
- Fyrirtæki / Business	44.166	43.377	40.625	34,8%	36,3%	36,6%
- Síminn	82.297	80.967	78.087	64,8%	67,8%	70,3%
- Vodafone	37.043	30.290	24.184	29,2%	25,4%	21,8%
- Nova	4.395	5.039	5.769	3,5%	4,2%	5,2%
- Aðrir / Others	3.340	3.164	3.063	2,6%	2,6%	2,8%

* PSTN, ISDN, VoIP og Netsími. * PSTN, ISDN, VoIP and IP-telephone.

Mynd 2. Heildarfjöldi áskrifenda eftir fyrirtækjum

Picture 2. Total number of subscribers by companies



Fastanet – Fixed network

Heildarfjöldi mínútna á fastaneti / Traffic in the fixed network

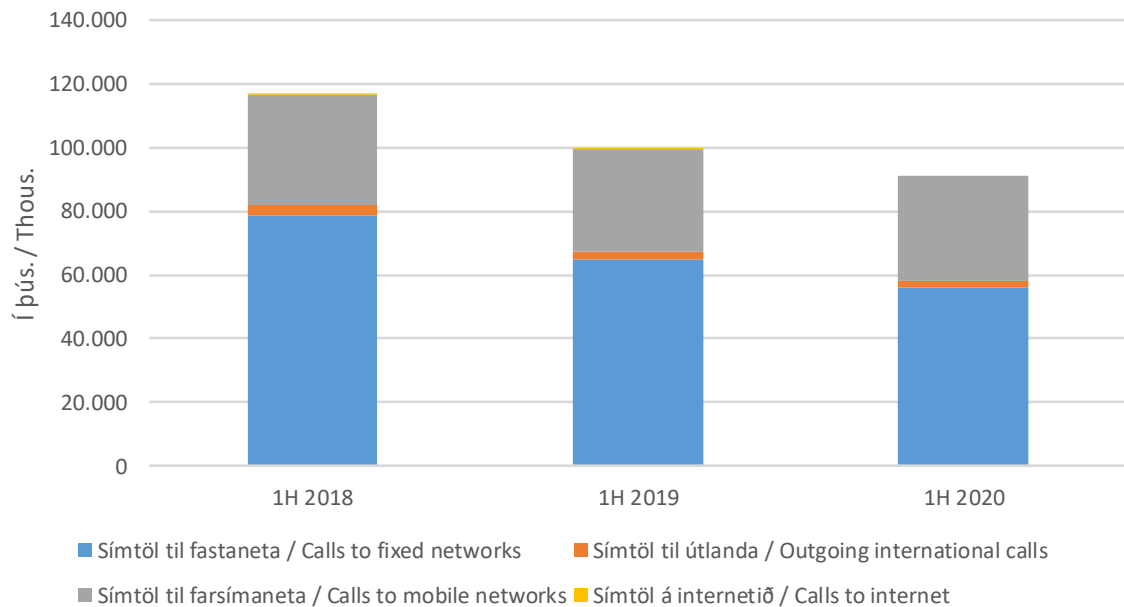
Tafla 3. Heildarfjöldi mínútna á fastaneti

Table 3. Total traffic in the fixed network

	Fjöldi Number		
	1H 2018	1H 2019	1H 2020
(1.000 mínútur / minutes)			
Samtals / Total	116.783	99.547	91.047
- Símtöl til fastaneta / Calls to fixed networks	78.633	64.676	55.999
- Símtöl til útlanda / Outgoing international calls	3.478	2.685	2.059
- Símtöl til farsímaneta / Calls to mobile networks	34.672	32.186	32.989
- Símtöl á internetið / Calls to internet	0	0	0

Mynd 3. Heildarfjöldi mínútna á fastaneti

Picture 3. Total traffic in the fixed network



Fastanet – Fixed network

Fjöldi mínútna eftir fyrirtækjum / Traffic by companies

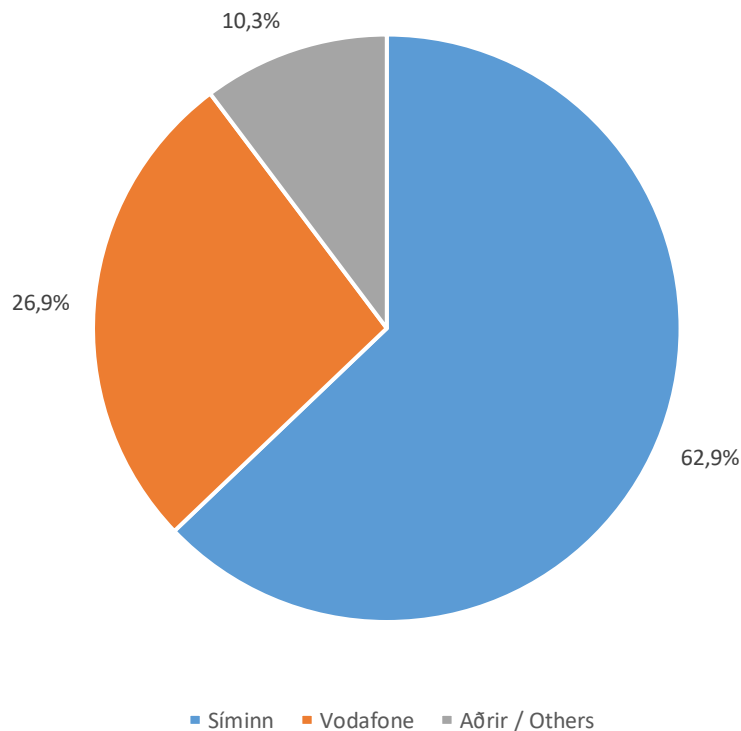
Tafla 4. Heildarfjöldi mínútna á fastaneti

Table 4. Total traffic in the fixed network

	Fjöldi Number			Markaðshlutdeild Market share		
	1H 2018	1H 2019	1H 2020	1H 2018	1H 2019	1H 2020
(1.000 mínútur / minutes)						
Samtals / Total	116.783	99.547	91.047	100,0%	100,0%	100,0%
- Heimili / Private	57.930	46.913	42.267	49,6%	47,1%	46,4%
- Fyrirtæki / Business	58.853	52.635	48.780	50,4%	52,9%	53,6%
- Síminn	62.730	55.413	57.240	53,7%	55,7%	62,9%
- Vodafone	44.007	35.133	24.461	37,7%	35,3%	26,9%
- Aðrir / Others	10.046	9.001	9.346	8,6%	9,0%	10,3%

Mynd 4. Markaðshlutdeild skipt eftir fyrirtækjum

Picture 4. Market share by companies



Fastanet – Fixed network

Símtöl til fastaneta / Calls to fixed networks

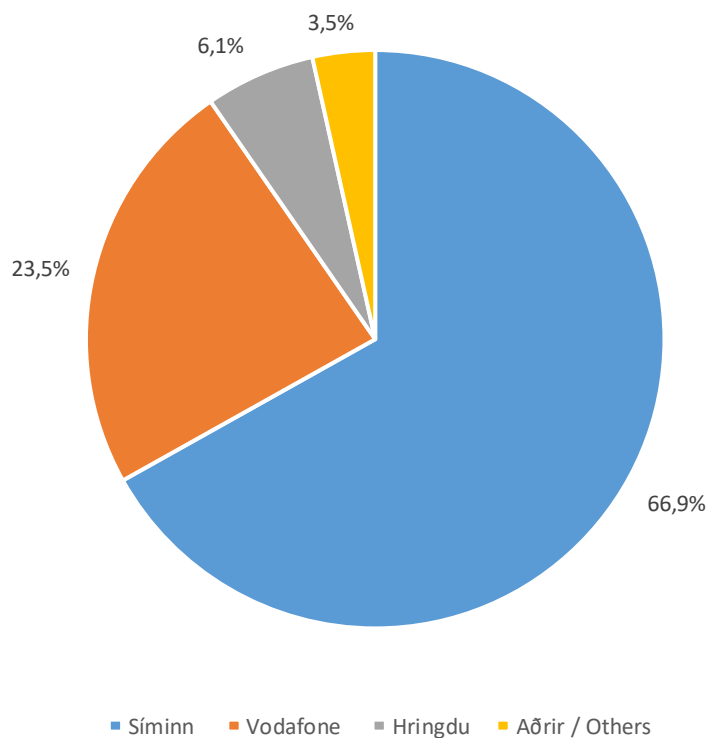
Tafla 5. Símtöl til fastaneta

Table 5. Calls to fixed networks

	Fjöldi Number			Markaðshlutdeild Market share		
	1H 2018	1H 2019	1H 2020	1H 2018	1H 2019	1H 2020
(1.000 mínútur / minutes)						
Samtals / Total	78.633	64.676	55.999	100,0%	100,0%	100,0%
- Heimili / Private	44.494	34.599	30.037	56,6%	53,5%	53,6%
- Fyrirtæki / Business	34.139	30.077	25.962	43,4%	46,5%	46,4%
- Síminn	43.626	37.714	37.452	55,5%	58,3%	66,9%
- Vodafone	29.255	21.996	13.150	37,2%	34,0%	23,5%
- Hringdu	3.083	2.839	3.441	3,9%	4,4%	6,1%
- Aðrir / Others	2.668	2.127	1.956	3,4%	3,3%	3,5%

Mynd 5. Markaðshlutdeild skipt eftir fyrirtækjum

Picture 5. Market share by companies



Fastanet – Fixed network

Símtöl til útlanda / Outgoing international calls

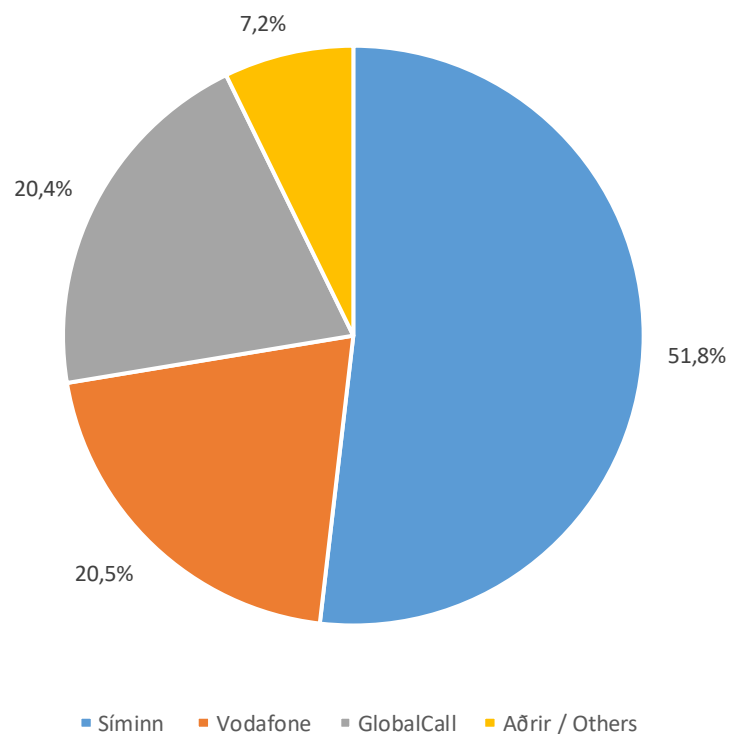
Tafla 6. Símtöl til útlanda

Table 6. Outgoing international calls

	Fjöldi Number			Markaðshlutdeild Market share		
	1H 2018	1H 2019	1H 2020	1H 2018	1H 2019	1H 2020
(1.000 mínútur / minutes)						
Samtals / Total	3.478	2.685	2.059	100,0%	100,0%	100,0%
- Heimili / Private	2.302	1.690	1.367	66,2%	63,0%	66,4%
- Fyrirtæki / Business	1.176	995	692	33,8%	37,0%	33,6%
- Síminn	1.316	1.138	1.067	37,8%	42,4%	51,8%
- Vodafone	825	700	423	23,7%	26,1%	20,5%
- GlobalCall	1.000	651	420	28,8%	24,3%	20,4%
- Aðrir / Others	337	196	149	9,7%	7,3%	7,2%

Mynd 6. Markaðshlutdeild skipt eftir fyrirtækjum

Picture 6. Market share by companies



Fastanet – Fixed network

Símtöl til farsímaneta / Calls to mobile networks

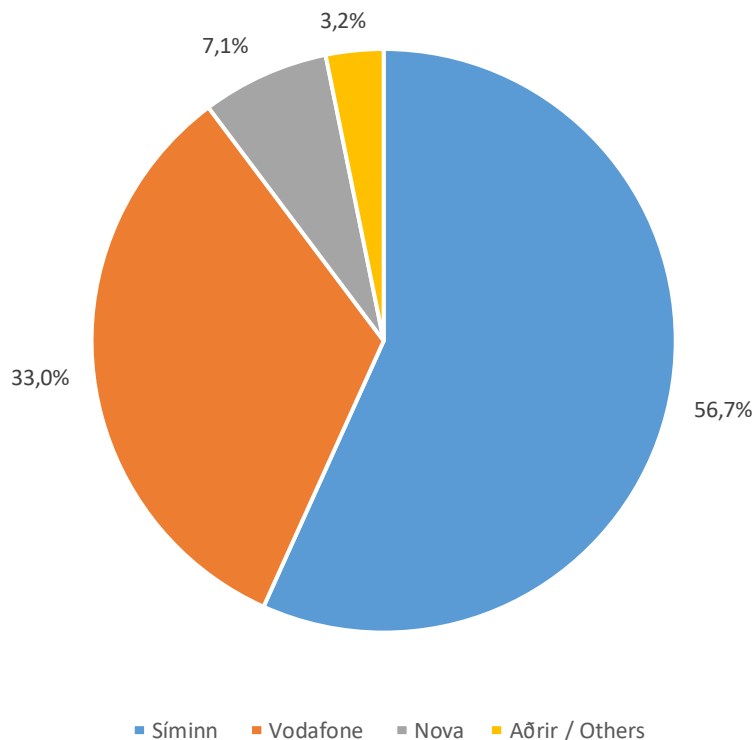
Tafla 7. Símtöl til farsímaneta

Table 7. Calls to mobile networks

	Fjöldi Number			Markaðshlutdeild Market share		
	1H 2018	1H 2019	1H 2020	1H 2018	1H 2019	1H 2020
(1.000 mínútur / minutes)						
Samtals / Total	34.672	32.186	32.989	100,0%	100,0%	100,0%
- Heimili / Private	11.133	10.624	10.863	32,1%	33,0%	32,9%
- Fyrirtæki / Business	23.538	21.563	22.126	67,9%	67,0%	67,1%
- Síminn	17.788	16.562	18.721	51,3%	51,5%	56,7%
- Vodafone	13.926	12.437	10.888	40,2%	38,6%	33,0%
- Nova	2.200	2.201	2.327	6,3%	6,8%	7,1%
- Aðrir / Others	758	987	1.053	2,2%	3,1%	3,2%

Mynd 7. Markaðshlutdeild skipt eftir fyrirtækjum

Picture 7. Market share by companies



Farsímanet – Mobile network

Helstu stærðir á farsímaneti / Main indicators in mobile networks

Tafla 8. Helstu stærðir á farsímaneti

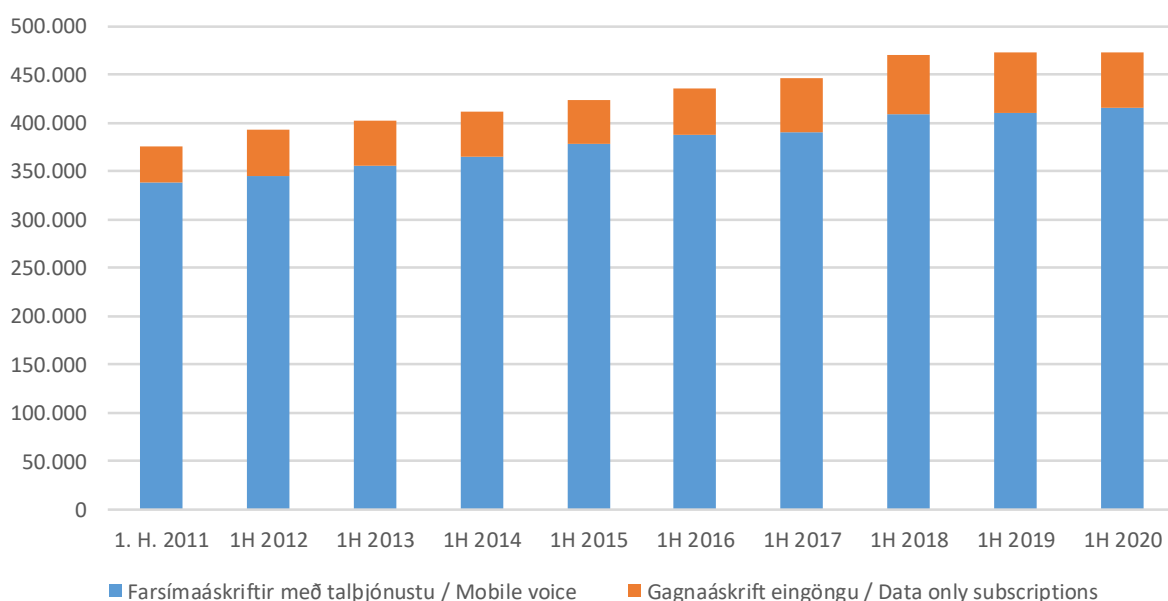
Table 8. Main indicators in mobile networks

	1H 2018	1H 2019	1H 2020
Heildarfjöldi farsíma áskrifta / Total mobile subscriptions	470.539	473.002	473.120
Farsímaáskriftir með talþjónustu / Mobile voice	408.740	410.082	416.181
Gagnaáskrift eingöngu / Data only subscriptions	61.799	62.920	56.939
Fjöldi TÍT* korta / Number of M2M* SIM cards	36.534	57.506	58.105
(1.000 mínútur / minutes)			
Fjöldi mínútna úr farsímum / Total minutes from mobile	429.079	462.295	557.774
(1.000 símtöl / calls)			
Fjöldi símtala úr farsímum / Total calls from mobile	158.952	163.419	167.334
(1.000 skilaboð / Messages)			
SMS skeyti send úr farsímum / SMS sent from mobile	89.137	92.341	96.013
MMS skeyti send úr farsímum / MMS sent from mobile	1.906	2.272	2.644

*TÍT=Tæki í tæki / *M2M=Machine to Machine

Mynd 8. Heildarfjöldi farsímaáskrifta

Picture 8. Total mobile subscriptions



Farsímanet - Mobile network

Heildarfjöldi áskrifta / Total subscriptions

Tafla 9. Heildarfjöldi áskrifta*

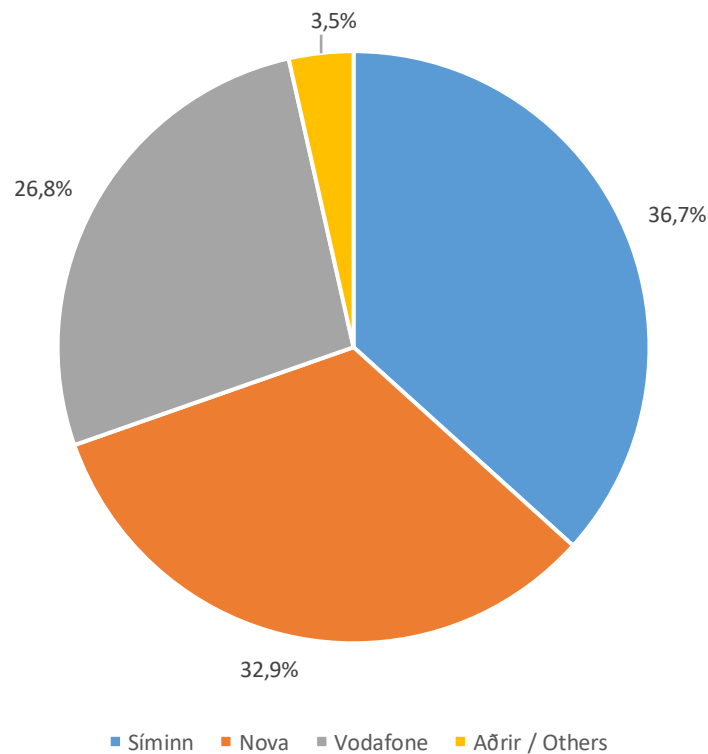
Table 9. Total subscriptions*

Í lok tímabils / End of	Fjöldi áskrifta Total subscriptions			Markaðshlutdeild Market share		
	1H 2018	1H 2019	1H 2020	1H 2018	1H 2019	1H 2020
Samtals / Total	470.539	473.002	473.120	100,0%	100,0%	100,0%
- Síminn	165.097	173.428	173.599	35,1%	36,7%	36,7%
- Nova	162.475	156.920	155.871	34,5%	33,2%	32,9%
- Vodafone	133.060	130.119	126.982	28,3%	27,5%	26,8%
- Aðrir / Others	9.907	12.535	16.668	2,1%	2,7%	3,5%

*Áskriftir fyrir tal og netþjónustu (netlyklar) á farneti. / *Standard voice subscriptions and data only (PC-card).

Mynd 9. Markaðshlutdeild skipt eftir fyrirtækjum

Picture 9. Market share by companies



Farsímanet - Mobile network

Heildarfjöldi áskrifta með talþjónustu / Mobile voice subscriptions

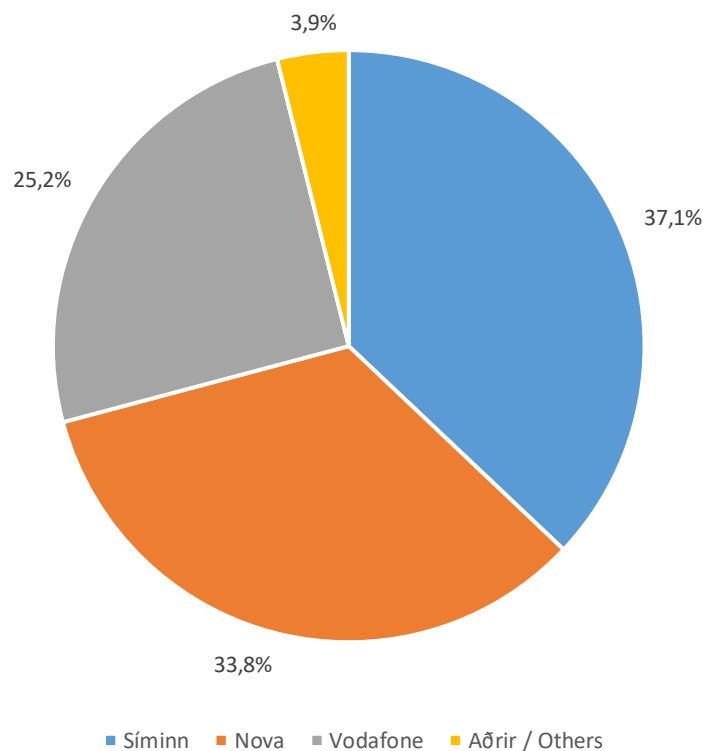
Tafla 10. Fjöldi áskrifta með talþjónustu

Table 10. Mobile voice subscriptions

Í lok tímabils / End of	Fjöldi áskrifta Total subscriptions			Markaðshlutdeild Market share		
	1H 2018	1H 2019	1H 2020	1H 2018	1H 2019	1H 2020
Samtals / Total	408.740	410.082	416.181	100,0%	100,0%	100,0%
- Síminn	138.241	146.840	154.219	33,8%	35,8%	37,1%
- Nova	148.125	142.115	140.702	36,2%	34,7%	33,8%
- Vodafone	112.608	108.767	105.039	27,6%	26,5%	25,2%
- Aðrir / Others	9.766	12.360	16.221	2,4%	3,0%	3,9%

Mynd 10. Markaðshlutdeild skipt eftir fyrirtækjum

Picture 10. Market share by companies



Farsímanet - Mobile network

Samningsbundnar áskriftir / Contract subscriptions

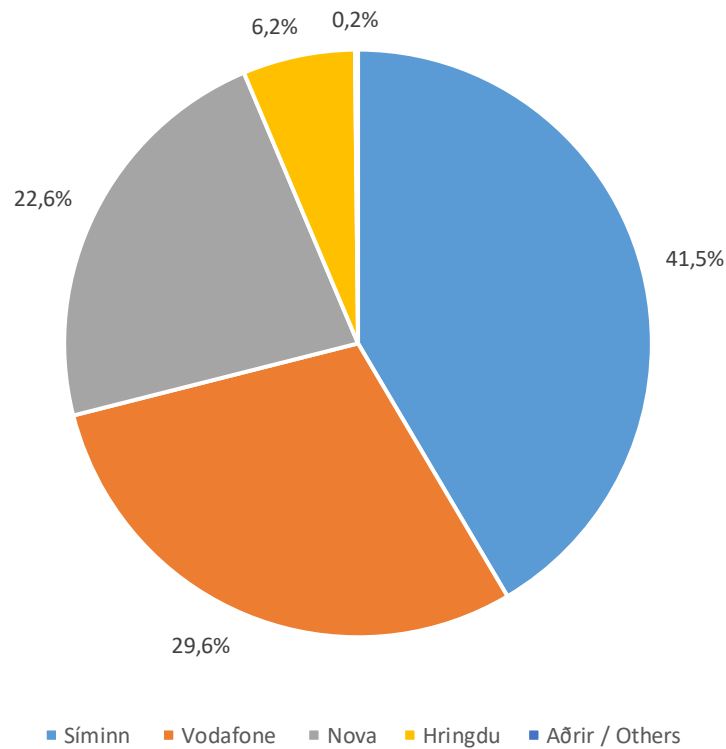
Tafla 11. Samningsbundnar áskriftir

Table 11. Contract subscriptions

Í lok tímabils / End of	Samningsbundnar áskriftir Contract subscriptions			Markaðshlutdeild Market share		
	1H 2018	1H 2019	1H 2020	1H 2018	1H 2019	1H 2020
Samtals / Total	234.974	239.488	255.396	100,0%	100,0%	100,0%
- Síminn	95.880	98.519	105.999	40,8%	41,1%	41,5%
- Vodafone	79.778	77.259	75.471	34,0%	32,3%	29,6%
- Nova	49.550	51.350	57.705	21,1%	21,4%	22,6%
- Hringdu	9.492	11.987	15.795	4,0%	5,0%	6,2%
- Aðrir / Others	274	373	426	0,1%	0,2%	0,2%

Mynd 11. Markaðshlutdeild skipt eftir fyrirtækjum

Picture 11. Market share by companies



Farsímanet - Mobile network

Fyrirframgreidd símakort / Pre-paid phone cards

Tafla 12. Fyrirframgreidd símakort*

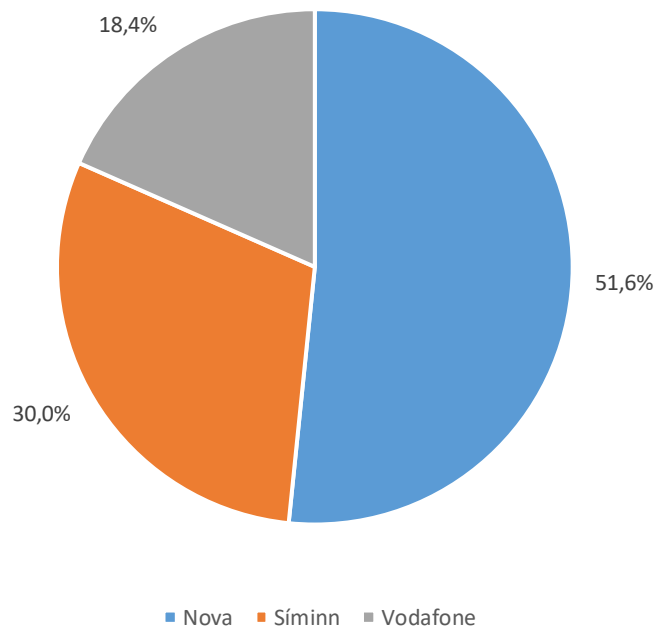
Table 12. Pre-paid phone cards*

Í lok tímabils / End of	Fyrirframgreidd símakort Pre-paid phone cards			Markaðshlutdeild Market share		
	1H 2018	1H 2019	1H 2020	1H 2018	1H 2019	1H 2020
Samtals / Total	173.766	170.594	160.785	100,0%	100,0%	100,0%
- Nova	98.575	90.765	82.997	56,7%	53,2%	51,6%
- Síminn	42.361	48.321	48.220	24,4%	28,3%	30,0%
- Vodafone	32.830	31.508	29.568	18,9%	18,5%	18,4%

*Virkt síðustu 3 mánuði. / *Active in the last 3 months.

Mynd 12. Markaðshlutdeild skipt eftir fyrirtækjum

Picture 12. Market share by companies



Farsímanet - Mobile network

Virk símakort á farsímaneti / Active phone cards on mobile networks

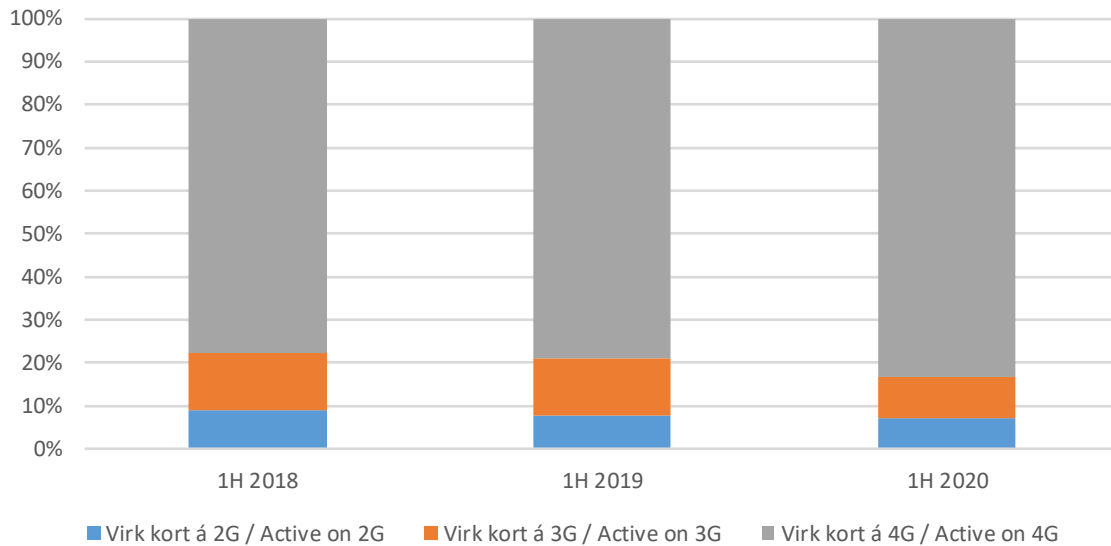
Tafla 13. Fjöldi virkra símakorta á farsímaneti

Table 13. Number of active phone cards on mobile networks

	Fjöldi virkra símakorta Active phone cards			Markaðshlutdeild Market share		
	1H 2018	1H 2019	1H 2020	1H 2018	1H 2019	1H 2020
Samtals / Total	470.539	473.002	473.120	100,0%	100,0%	100,0%
- Virk 2G / Active 2G	42.587	36.366	33.905	9,1%	7,7%	7,2%
- Virk 3G / Active 3G	61.720	63.390	44.628	13,1%	13,4%	9,4%
- Virk 4G / Active 4G	366.232	373.246	394.587	77,8%	78,9%	83,4%

Mynd 13. Hlutdeild skipt eftir tegund

Picture 13. Share by type



Farsímanet - Mobile network

Fjöldi mínútna úr farsímum / Minutes from mobile phones

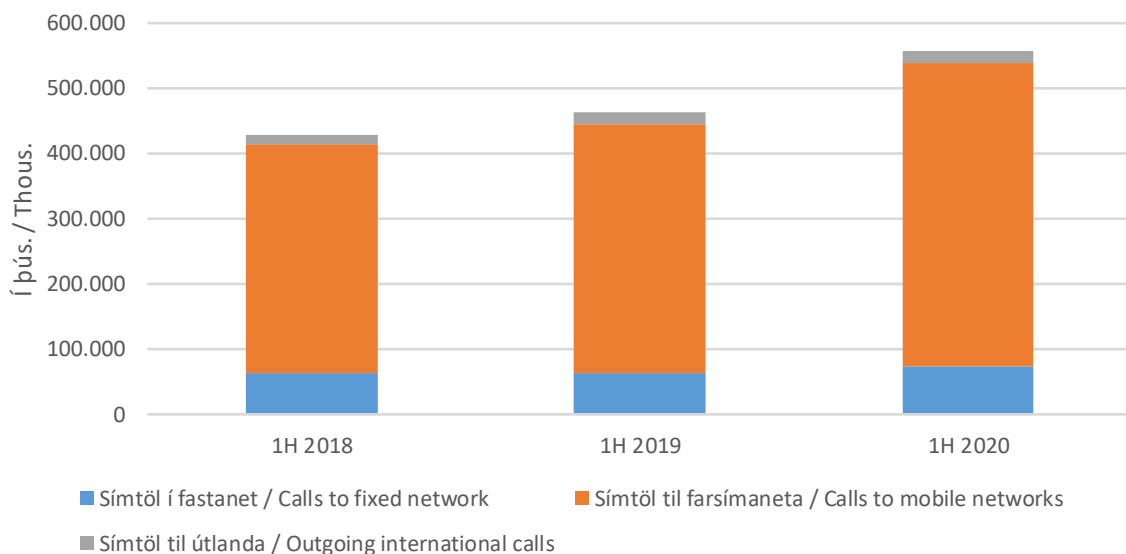
Tafla 14. Heildarfjöldi mínútna úr farsímum

Table 14. Total minutes from mobile phones

	Fjöldi Numbers		
	1H 2018	1H 2019	1H 2020
(1.000 mínútur / minutes)			
Samtals / Total	429.079	462.295	557.774
- Símtöl í fastanet / Calls to fixed network	62.880	62.587	72.302
- Símtöl til farsímaneta / Calls to mobile networks	351.921	382.633	465.910
- Símtöl til útlanda / Outgoing international calls	14.279	17.076	19.561

Mynd 14. Heildarfjöldi mínútna úr farsímum

Picture 14. Total minutes from mobile phones



Farsímanet - Mobile network

Heildarfjöldi mínútna úr farsímum / Minutes from mobile phones

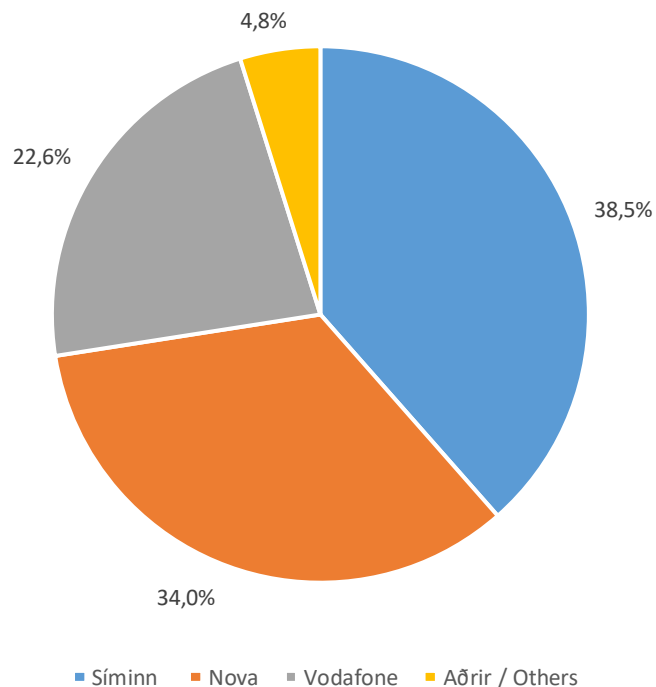
Tafla 15. Heildarfjöldi mínútna úr farsímum

Table 15. Total minutes from mobile phones

	Fjöldi Numbers			Markaðshlutdeild Market share		
	1H 2018	1H 2019	1H 2020	1H 2018	1H 2019	1H 2020
(1.000 mínútur / minutes)						
Samtals / Total	429.079	462.295	557.774	100,0%	100,0%	100,0%
- Síminn	137.143	173.606	214.819	32,0%	37,6%	38,5%
- Nova	166.262	162.462	189.726	38,7%	35,1%	34,0%
- Vodafone	111.011	107.587	126.264	25,9%	23,3%	22,6%
- Aðrir / Others	14.664	18.640	26.965	3,4%	4,0%	4,8%

Mynd 15. Markaðshlutdeild skipt eftir fyrirtækjum

Picture 15. Market share by companies



Farsímanet - Mobile network

Fjöldi mínútna úr farsímum til fastaneta / Minutes to fixed networks

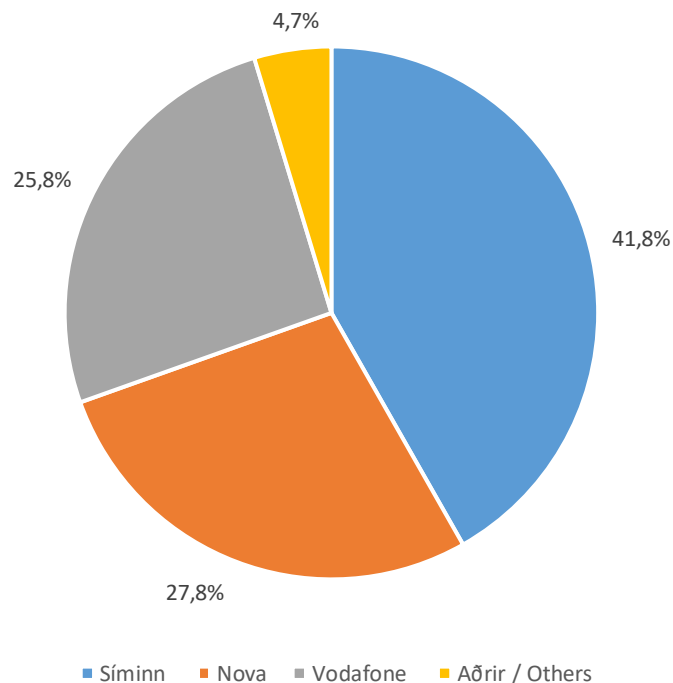
Tafla 16. Fjöldi mínútna úr farsímum til fastanets

Table 16. Total minutes from mobile to fixed network

	Fjöldi Numbers			Markaðshlutdeild Market share		
	1H 2018	1H 2019	1H 2020	1H 2018	1H 2019	1H 2020
(1.000 mínútur / minutes)						
Samtals / Total	62.880	62.587	72.302	100,0%	100,0%	100,0%
- Síminn	22.418	26.133	30.211	35,7%	41,8%	41,8%
- Nova	19.720	17.626	20.077	31,4%	28,2%	27,8%
- Vodafone	18.668	16.427	18.634	29,7%	26,2%	25,8%
- Aðrir / Others	2.075	2.400	3.381	3,3%	3,8%	4,7%

Mynd 16. Markaðshlutdeild skipt eftir fyrirtækjum

Picture 16. Market share by companies



Farsímanet - Mobile network

Fjöldi mínútna úr farsímum í farsíma / Minutes from mobile to mobile

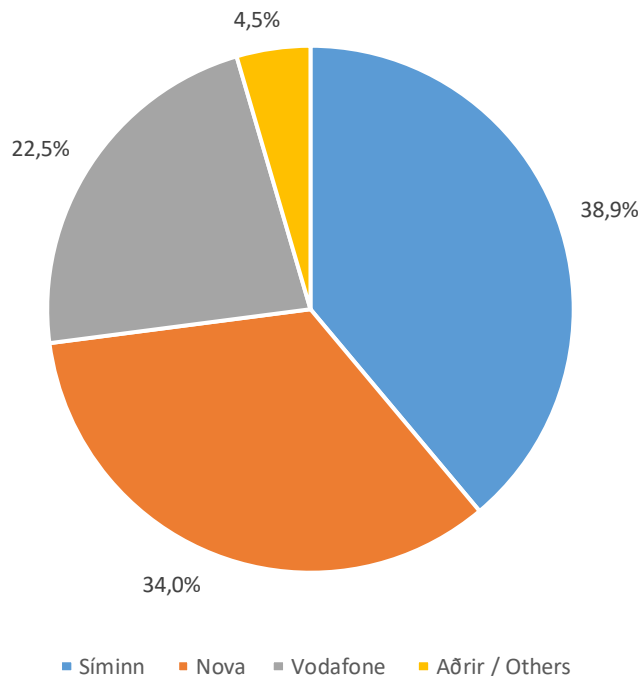
Tafla 17. Fjöldi mínútna úr farsímum í farsíma

Table 17. Total minutes from mobile to mobile

	Fjöldi Numbers			Markaðshlutdeild Market share		
	1H 2018	1H 2019	1H 2020	1H 2018	1H 2019	1H 2020
(1.000 mínútur / minutes)						
Samtals / Total	351.921	382.633	465.910	100,0%	100,0%	100,0%
- Síminn	111.766	144.443	181.214	31,8%	37,7%	38,9%
- Nova	139.533	135.310	158.635	39,6%	35,4%	34,0%
- Vodafone	89.908	88.715	104.961	25,5%	23,2%	22,5%
- Aðrir / Others	10.714	14.166	21.099	3,0%	3,7%	4,5%

Mynd 17. Markaðshlutdeild skipt eftir fyrirtækjum

Picture 17. Market share by companies



Farsímanet - Mobile network

Fjöldi mínútna úr farsímum til útlanda / Outgoing international calls

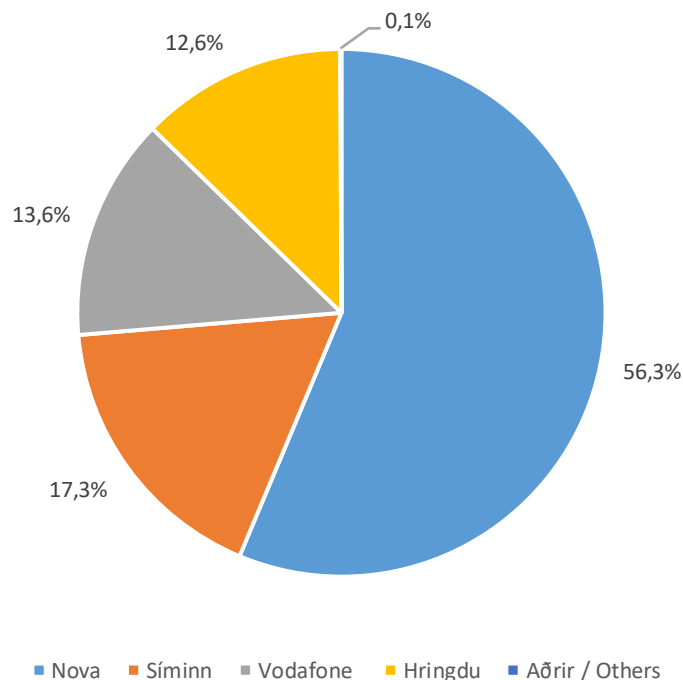
Tafla 18. Fjöldi mínútna úr farsímum til útlanda

Table 18. Total mobile outgoing international calls

	Fjöldi Numbers			Markaðshlutdeild Market share		
	1H 2018	1H 2019	1H 2020	1H 2018	1H 2019	1H 2020
(1.000 mínútur / minutes)						
Samtals / Total	14.279	17.076	19.561	100,0%	100,0%	100,0%
- Nova	7.010	9.526	11.014	49,1%	55,8%	56,3%
- Síminn	2.959	3.030	3.393	20,7%	17,7%	17,3%
- Vodafone	2.435	2.446	2.669	17,1%	14,3%	13,6%
- Hringdu	1.855	2.051	2.470	13,0%	12,0%	12,6%
- Aðrir / Others	20	23	14	0,1%	0,1%	0,1%

Mynd 18. Markaðshlutdeild skipt eftir fyrirtækjum

Picture 18. Market share by companies



Farsímanet - Mobile network

Fjöldi SMS og MMS / Number of SMS and MMS

Tafla 19. Fjöldi SMS og MMS skilaboða eftir fyrirtækjum*

Table 19. Total SMS and MMS messages by companies*

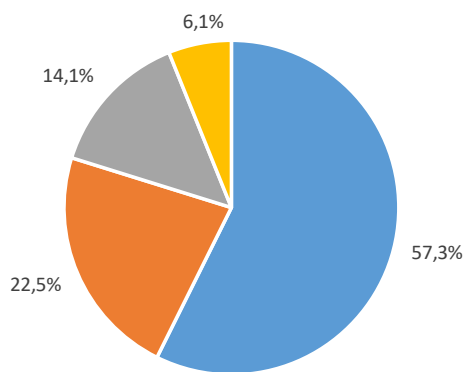
	SMS			Markaðshlutdeild Market share		
	1H 2018	1H 2019	1H 2020	1H 2018	1H 2019	1H 2020
(1.000 skilaboð / Messages)						
Samtals / Total	89.137	92.341	96.013	100,0%	100,0%	100,0%
- Nova	53.362	52.039	55.054	59,9%	56,4%	57,3%
- Síminn	17.607	21.305	21.576	19,8%	23,1%	22,5%
- Vodafone	15.648	15.062	13.534	17,6%	16,3%	14,1%
- Aðrir / Others	2.520	3.935	5.848	2,8%	4,3%	6,1%
MMS						
Samtals / Total	1.906	2.272	2.644	100,0%	100,0%	100,0%
- Nova	996	1.094	1.278	52,3%	48,2%	48,3%
- Síminn	384	533	638	20,1%	23,5%	24,1%
- Vodafone	477	591	598	25,0%	26,0%	22,6%
- Aðrir / Others	49	54	130	2,6%	2,4%	4,9%

*Einungis sendingar innan farsímanetsins. / *From mobile to mobile.

Mynd 19. Markaðshlutdeild skipt eftir fyrirtækjum

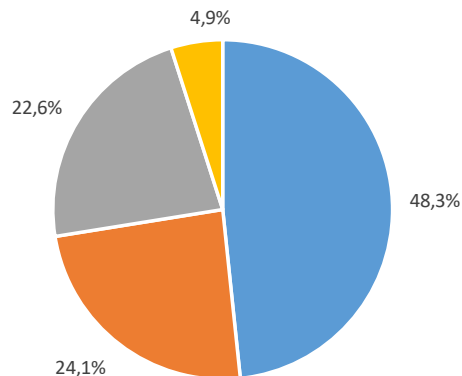
Picture 19. Market share by companies

SMS



■ Nova ■ Síminn ■ Vodafone ■ Aðrir / Others

MMS



■ Nova ■ Síminn ■ Vodafone ■ Aðrir / Others

Farsímanet – Mobile network

Fjöldi áskrifta fyrir netið í farsímann / Voice and data subscriptions

Tafla 20. Fjöldi áskrifta fyrir netið í farsímann*

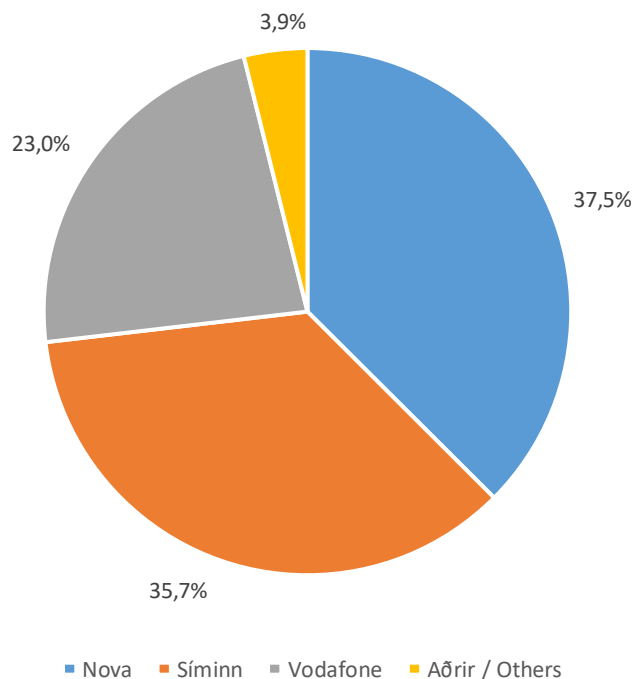
Table 20. Mobile broadband, number of voice and data subscriptions*

Í lok tímabils / End of	Breiðbandstenging farsíma Mobile broadband			Markaðshlutdeild Market share		
	1H 2018	1H 2019	1H 2020	1H 2018	1H 2019	1H 2020
Samtals / Total	342.170	350.103	355.970	100,0%	100,0%	100,0%
- Nova	132.998	131.084	133.416	38,9%	37,4%	37,5%
- Síminn	114.355	120.492	126.980	33,4%	34,4%	35,7%
- Vodafone	86.434	87.957	81.729	25,3%	25,1%	23,0%
- Aðrir / Others	8.383	10.570	13.845	2,4%	3,0%	3,9%

*Áskriftir sem hafa notað netið í símann. / *Subscriptions which have used voice calls in addition to data traffic.

Mynd 20. Markaðshlutdeild skipt eftir fyrirtækjum

Picture 20. Market share by companies



Farsímanet - Mobile network

Netþjónusta á farsímaneti / Data only subscriptions

Tafla 21. Fjöldi áskrifta fyrir netþjónustu á farsímaneti*

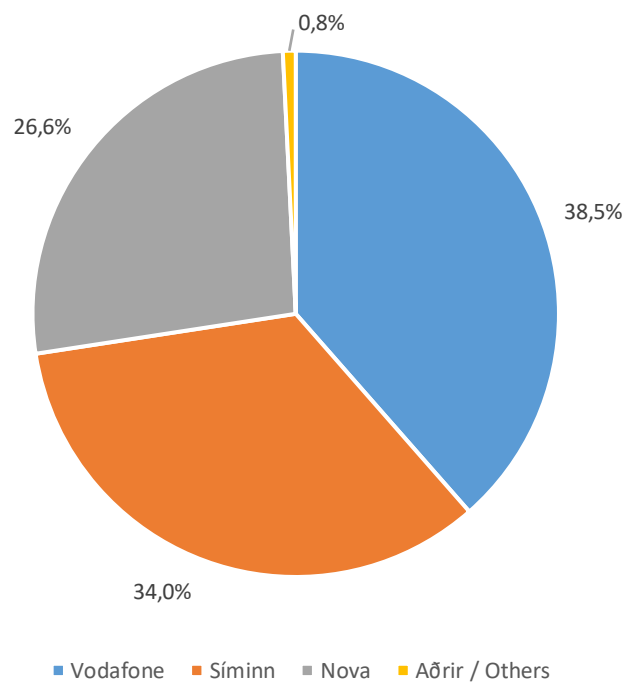
Table 21. Mobile broadband, number of data only subscriptions*

Í lok tímabils / End of	Breiðbandstenging farsíma Mobile broadband			Markaðshlutdeild Market share		
	1H 2018	1H 2019	1H 2020	1H 2018	1H 2019	1H 2020
Samtals / Total	61.799	62.920	56.939	100,0%	100,0%	100,0%
- Vodafone	20.452	21.352	21.943	33,1%	33,9%	38,5%
- Síminn	26.856	26.588	19.380	43,5%	42,3%	34,0%
- Nova	14.350	14.805	15.169	23,2%	23,5%	26,6%
- Aðrir / Others	141	175	447	0,2%	0,3%	0,8%

*Áskriftir sem heimila eingöngu gagnamagn (netlykill). / *Subscriptions with data only on mobile networks.

Mynd 21. Markaðshlutdeild skipt eftir fyrirtækjum

Picture 21. Market share by companies



Farsímanet - Mobile network

Gagnamagn á farsímaneti / Data traffic over mobile networks

Tafla 22. Gagnamagn á farsímaneti*

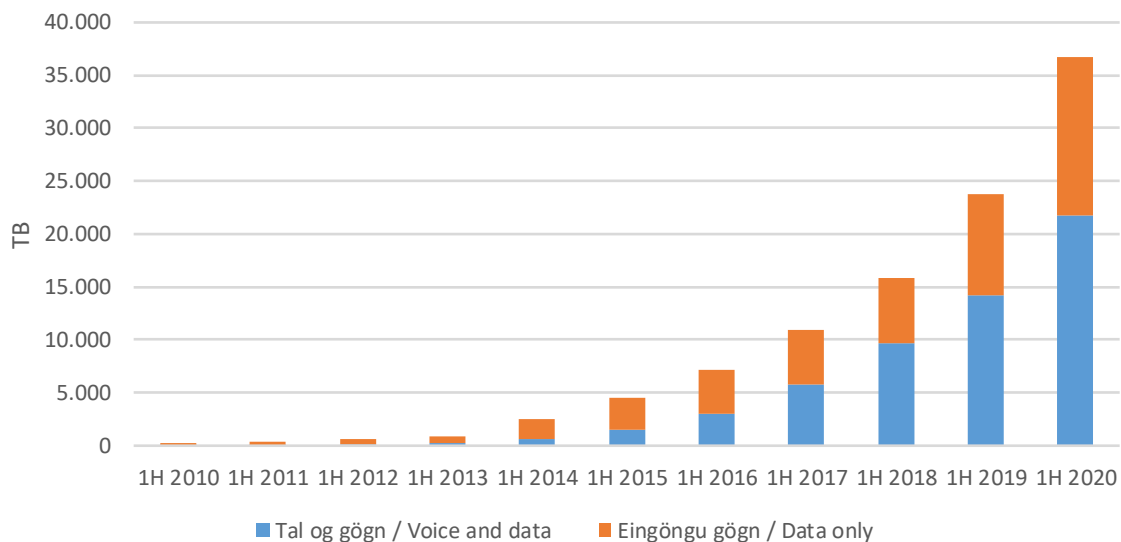
Table 22. Data traffic in mobile networks*

Í lok tímabils / End of	Farsímanet / gögn Mobile network / Data			Markaðshlutdeild Market share		
	1H 2018	1H 2019	1H 2020	1H 2018	1H 2019	1H 2020
TB						
Samtals / Total	15.841	23.822	36.782	100,0%	100,0%	100,0%
- Tal og gögn / Voice and data	9.677	14.263	21.692	61,1%	59,9%	59,0%
- Eingöngu gögn / Data only	6.164	9.559	15.089	38,9%	40,1%	41,0%

*Gagnamagn fyrir netið í símann og netþjónustu á farneti. / *Data traffic for standard mobile and data only.

Mynd 22. Gagnamagn á farsímaneti

Picture 22. Data traffic in mobile networks



Farsímanet - Mobile network

Gagnamagn á farsímaneti / Data traffic in mobile networks

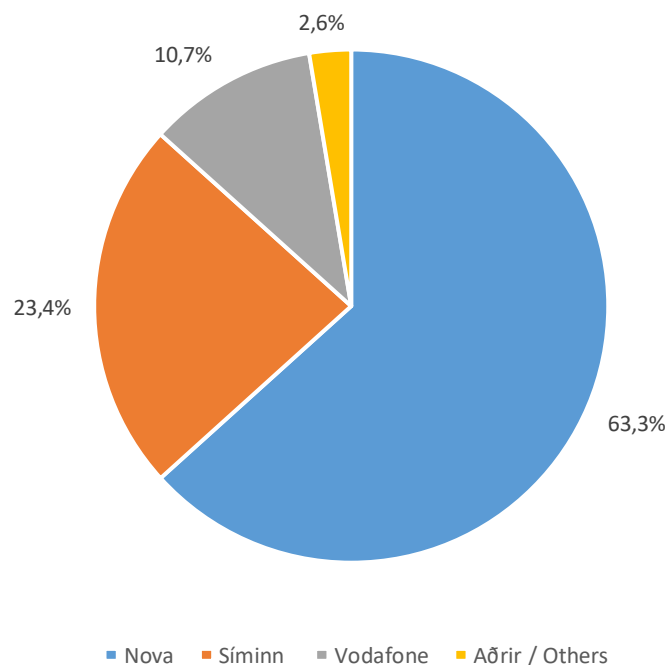
Tafla 23. Gagnamagn á farsímaneti

Table 23. Data traffic in mobile networks

	Farsímanet / Gagnamagn Mobile network / Data traffic			Markaðshlutdeild Market share		
	1H 2018	1H 2019	1H 2020	1H 2018	1H 2019	1H 2020
TB						
Samtals / Total	15.841	23.822	36.782	100,0%	100,0%	100,0%
- Nova	8.975	14.391	23.283	56,7%	60,4%	63,3%
- Síminn	3.980	5.871	8.600	25,1%	24,6%	23,4%
- Vodafone	2.612	3.019	3.933	16,5%	12,7%	10,7%
- Aðrir / Others	275	540	966	1,7%	2,3%	2,6%

Mynd 23. Markaðshlutdeild skipt eftir fyrirtækjum

Picture 23. Market share by companies



Farsímanet - Mobile network

Gagnamagn, netið í símann / Data traffic, voice and data

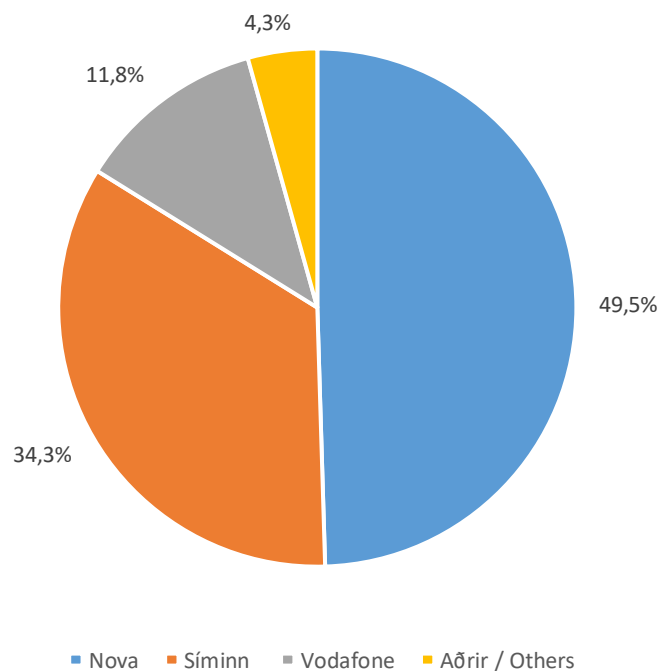
Tafla 24. Gagnamagn, netið í farsímann

Table 24. Data traffic in mobile networks, voice and data

	Farsímanet / Tal og gögn Mobile network / Voice and data			Markaðshlutdeild Market share		
	1H 2018	1H 2019	1H 2020	1H 2018	1H 2019	1H 2020
TB						
Samtals / Total	9.677	14.263	21.692	100,0%	100,0%	100,0%
- Nova	5.193	7.331	10.742	53,7%	51,4%	49,5%
- Síminn	2.669	4.542	7.445	27,6%	31,8%	34,3%
- Vodafone	1.544	1.854	2.566	16,0%	13,0%	11,8%
- Aðrir / Others	271	536	939	2,8%	3,8%	4,3%

Mynd 24. Markaðshlutdeild skipt eftir fyrirtækjum

Picture 24. Market share by companies



Farsímanet - Mobile network

Gagnamagn, eingöngu gagnaáskrift / Data traffic, only data subscriptions

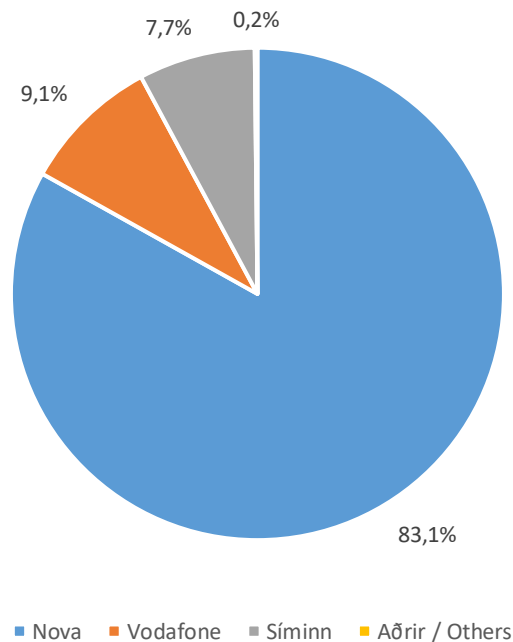
Tafla 25. Gagnamagn, eingöngu gagnaáskrift

Table 25. Data traffic in mobile network, data only subscriptions

	Farsímanet / Eingöngu gögn Mobile network / Data only			Markaðshlutdeild Market share		
	1H 2018	1H 2019	1H 2020	1H 2018	1H 2019	1H 2020
TB						
Samtals / Total	6.164	9.559	15.089	100,0%	100,0%	100,0%
- Nova	3.782	7.060	12.541	61,4%	73,9%	83,1%
- Vodafone	1.068	1.165	1.367	17,3%	12,2%	9,1%
- Síminn	1.310	1.330	1.155	21,3%	13,9%	7,7%
- Aðrir / Others	4	4	26	0,1%	0,0%	0,2%

Mynd 25. Markaðshlutdeild skipt eftir fyrirtækjum

Picture 25. Market share by companies



Internetið – Internet

Fjöldi internettinga / Internet subscriptions

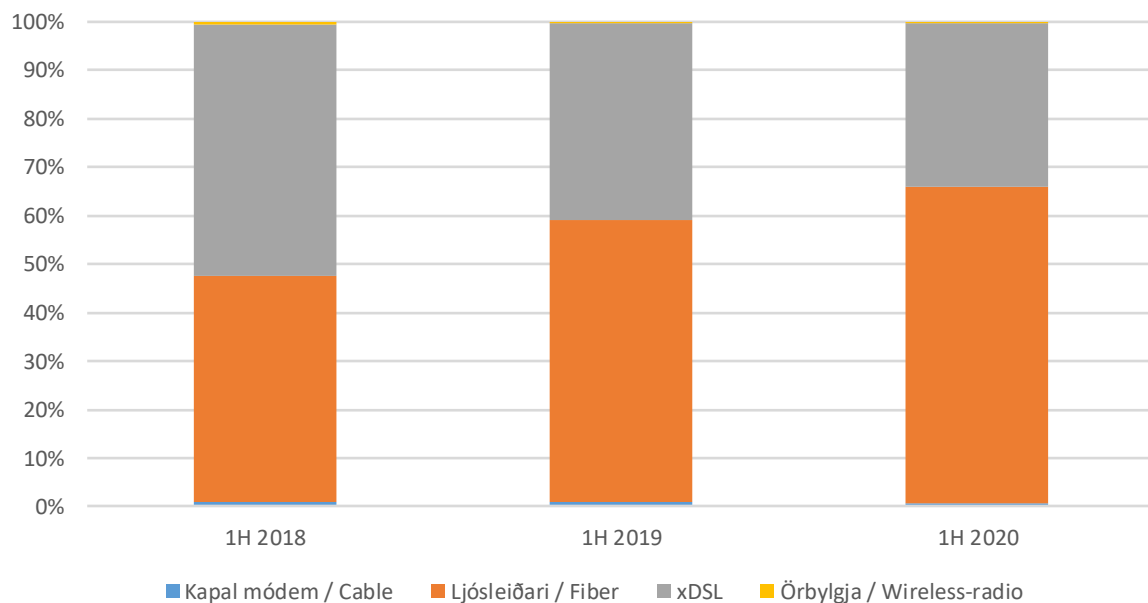
Tafla 26. Fjöldi tenginga eftir tegund

Table 26. Total subscriptions by type

Í lok tímabils / End of	1H 2018	1H 2019	1H 2020
Samtals / Total	136.120	138.613	139.812
- Kapal módem / Cable	1.243	1.175	879
- Ljósleiðari / Fiber	63.619	80.787	91.221
- xDSL	70.379	56.199	47.388
- Örbylgja / Wireless-radio	879	452	324

Mynd 26. Hlutfall tenginga eftir tegund

Picture 26. Connection rate by type



Internetið - Internet

Internettengingar eftir fyrirtækjum / Internet connections by companies

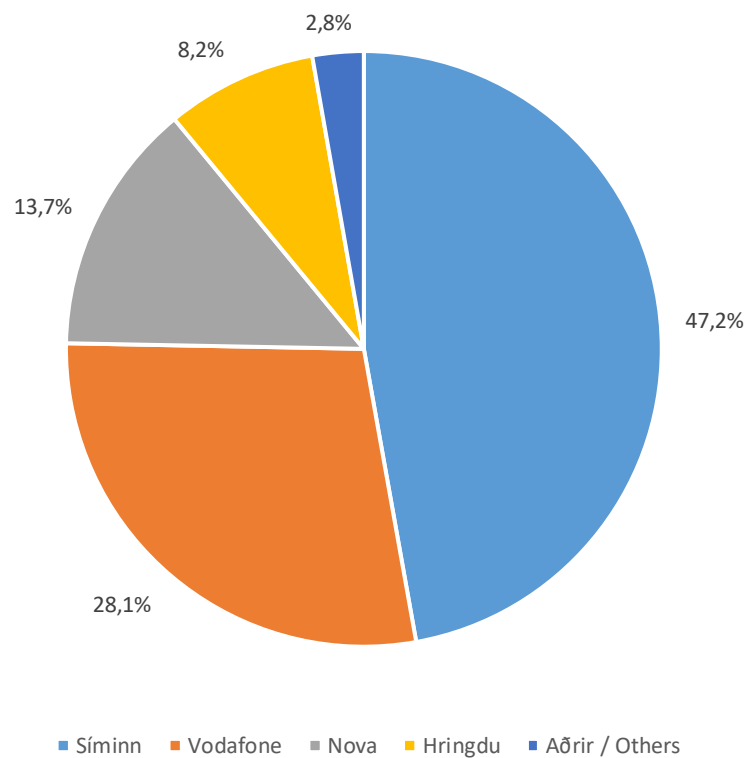
Tafla 27. Fjöldi internettenginga eftir fyrirtækjum

Table 27. Total subscriptions by companies

Í lok tímabils / End of	Fjöldi Number			Markaðshlutdeild Market share		
	1H 2018	1H 2019	1H 2020	1H 2018	1H 2019	1H 2020
Samtals / Total	136.120	138.613	139.812	100,0%	100,0%	100,0%
- Síminn	62.415	64.482	65.970	45,9%	46,5%	47,2%
- Vodafone	48.734	44.459	39.309	35,8%	32,1%	28,1%
- Nova	9.956	14.954	19.193	7,3%	10,8%	13,7%
- Hringdu	10.302	10.509	11.455	7,6%	7,6%	8,2%
- Aðrir / Others	4.713	4.209	3.885	3,5%	3,0%	2,8%

Mynd 27. Markaðshlutdeild skipt eftir fyrirtækjum

Picture 27. Market share by companies



Internetið - Internet

Fjöldi xDSL internettenginga / xDSL subscriptions

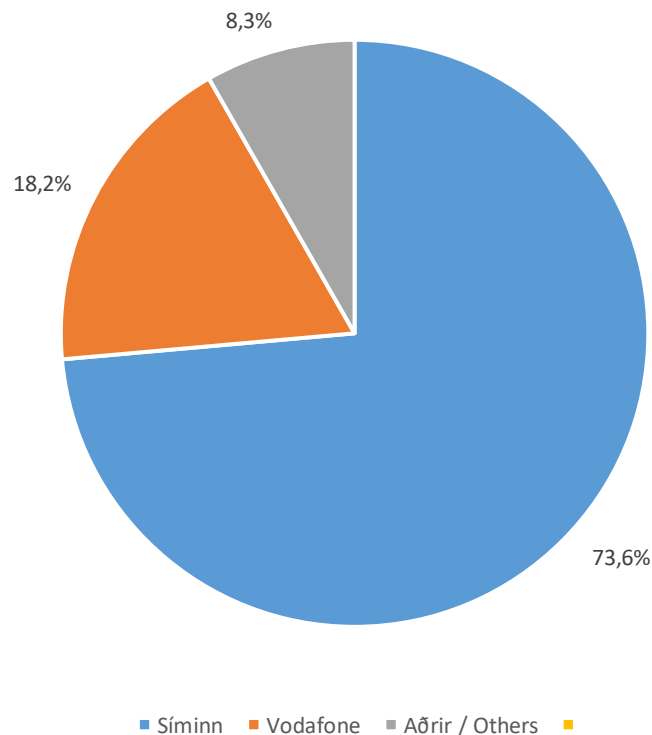
Tafla 28. Fjöldi xDSL tenginga eftir fyrirtækjum

Table 28. Total xDSL subscriptions by companies

Í lok tímabils / End of	Fjöldi Number			Markaðshlutdeild Market share		
	1H 2018	1H 2019	1H 2020	1H 2018	1H 2019	1H 2020
Samtals / Total	70.379	56.199	47.388	100,0%	100,0%	100,0%
- Síminn	48.371	40.155	34.871	68,7%	71,5%	73,6%
- Vodafone	16.864	11.570	8.603	24,0%	20,6%	18,2%
- Aðrir / Others	5.144	4.474	3.914	7,3%	8,0%	8,3%

Mynd 28. Markaðshlutdeild skipt eftir fyrirtækjum

Picture 28. Market share by companies



Internetið - Internet

Fjöldi ljósleiðara internettenginga / Fiber connections

Tafla 29. Fjöldi ljósleiðara internettenginga*

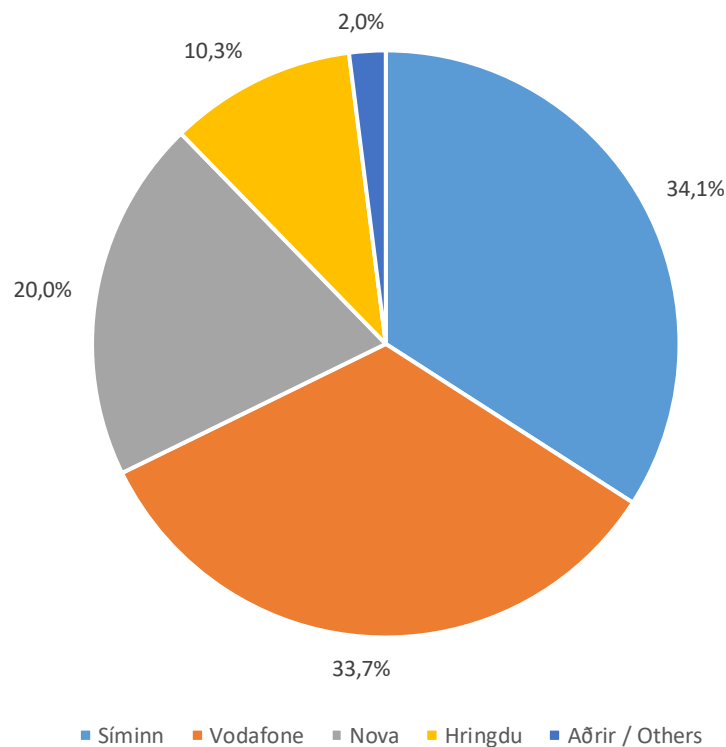
Table 29. Total fiber internet connections*

Í lok tímabils / End of	Fjöldi Number			Markaðshlutdeild Market share		
	1H 2018	1H 2019	1H 2020	1H 2018	1H 2019	1H 2020
Samtals / Total	63.619	80.787	91.221	100,0%	100,0%	100,0%
- Síminn	14.044	24.327	31.099	22,1%	30,1%	34,1%
- Vodafone	31.580	32.885	30.706	49,6%	40,7%	33,7%
- Nova	9.406	13.913	18.214	14,8%	17,2%	20,0%
- Hringdu	7.199	8.084	9.373	11,3%	10,0%	10,3%
- Aðrir / Others	1.390	1.578	1.829	2,2%	2,0%	2,0%

*Ljósleiðari að heimili eða byggingu. / *Fiber to home or building.

Mynd 29. Markaðshlutdeild skipt eftir fyrirtækjum

Picture 29. Market share by companies



Internetið - Internet

Fjöldi xDSL og ljósleiðara internettenginga / xDSL and fiber connections

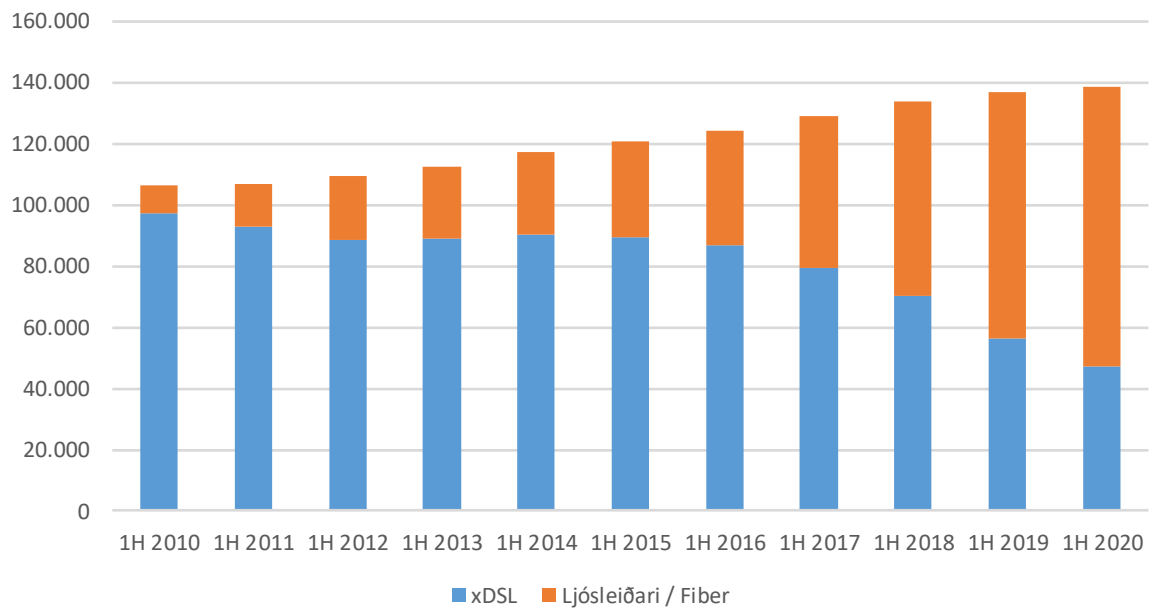
Tafla 30. Fjöldi xDSL og ljósleiðara internettenginga

Table 30. Total xDSL and fiber internet connections

	xDSL	Ljósleiðari / Fiber	Hlutfall ljósleiðari % Fiber ratio %
1H 2010	97.389	8.869	8,3%
1h 2011	93.022	13.874	13,0%
1H 2012	88.331	21.028	19,2%
1H 2013	89.010	23.648	21,0%
1H 2014	90.076	27.259	23,2%
1H 2015	89.295	31.523	26,1%
1H 2016	86.705	37.369	30,1%
1H 2017	79.521	49.602	38,4%
1H 2018	70.379	63.619	47,5%
1H 2019	56.199	80.787	59,0%
1H 2020	47.388	91.221	65,8%

Mynd 30. Fjöldi xDSL og ljósleiðara internettenginga

Picture 30. Total xDSL and fiber internet connection



Internetið - Internet

Fjöldi tenginga eftir niðurbalshraða / Internet download speeds

Tafla 31. Fjöldi tenginga eftir niðurbalshraða*

Table 31. Total subscriptions by download speeds*

	Fjöldi Number			Markaðshlutdeild Market share		
	1H 2018	1H 2019	1H 2020	1H 2018	1H 2019	1H 2020
Samtals / Total	136.120	138.613	139.812	100,0%	100,0%	100,0%
- > 256 kbps - 2 Mbit/s	197	147	102	0,1%	0,1%	0,1%
- 2 - 10 Mbit/s	320	222	161	0,2%	0,2%	0,1%
- 10 - 30 Mbit/s	13.455	9.513	4.877	9,9%	6,9%	3,5%
- 30 - 100 Mbit/s	44.451	38.785	35.691	32,7%	28,0%	25,5%
- 100 - 500 Mbit/s	21.956	19.581	20.300	16,1%	14,1%	14,5%
- 500 - 1000 Mbit/s	18.160	21.220	24.768	13,3%	15,3%	17,7%
- > = 1000 Mbit/s	37.581	49.145	53.913	27,6%	35,5%	38,6%

*Auglýstur hraði. / *Advertised speed.

Mynd 31. Hlutfall tenginga eftir niðurbalshraða tengingar

Picture 31. Total subscriptions by download speeds



Internetið - Internet

Fjöldi tenginga eftir upphalshraða / Internet by upload speeds

Tafla 32. Fjöldi tenginga eftir upphalshraða*

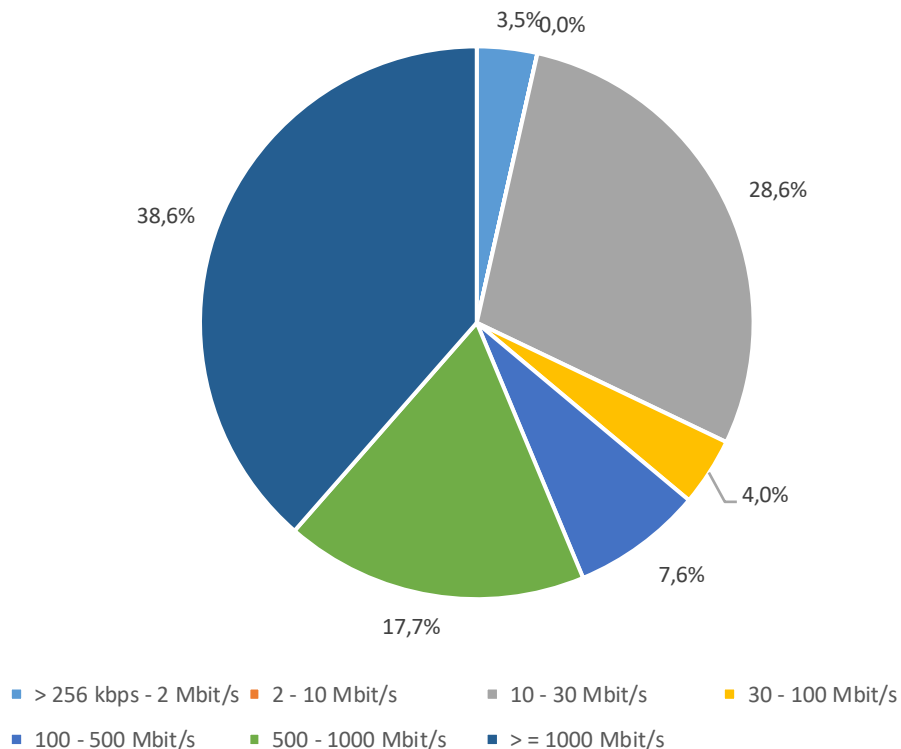
Table 32. Total subscriptions by upload speeds*

	Fjöldi Number			Markaðshlutdeild Market share		
	1H 2018	1H 2019	1H 2020	1H 2018	1H 2019	1H 2020
Samtals / Total	136.120	138.613	139.812	100,0%	100,0%	100,0%
- > 256 kbps - 2 Mbit/s	10.311	7.108	4.919	7,6%	5,1%	3,5%
- 2 - 10 Mbit/s	649	216	8	0,5%	0,2%	0,0%
- 10 - 30 Mbit/s	59.852	48.985	39.961	44,0%	35,3%	28,6%
- 30 - 100 Mbit/s	3.226	3.041	5.577	2,4%	2,2%	4,0%
- 100 - 500 Mbit/s	6.341	8.898	10.666	4,7%	6,4%	7,6%
- 500 - 1000 Mbit/s	18.160	21.220	24.768	13,3%	15,3%	17,7%
- > = 1000 Mbit/s	37.581	49.145	53.913	27,6%	35,5%	38,6%

*Auglýstur hraði. / *Advertised speed.

Mynd 32. Hlutfall tenginga eftir upphalshraða tengingar

Picture 32. Total subscriptions by upload speeds



Internetið - Internet

Gagnamagn á fastaneti / Fixed broadband, Data traffic

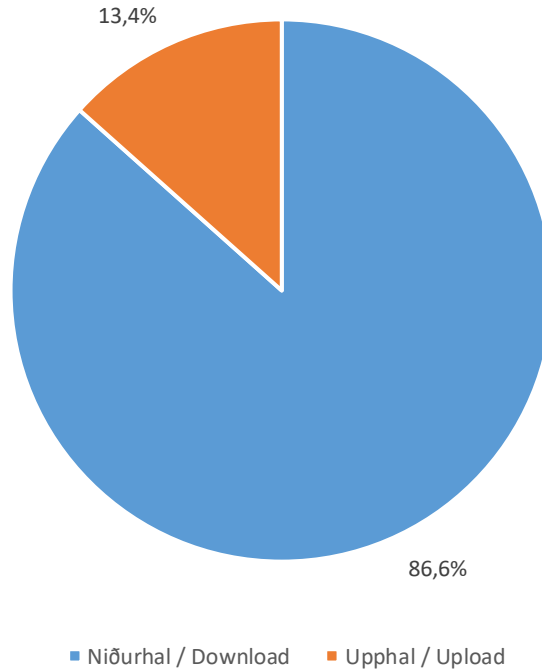
Tafla 33. Gagnamagn á fastaneti

Table 33. Fixed broadband, Data traffic

	Fastanet / Gagnamagn Fixed broadband / Data traffic		Markaðshlutdeild Market share	
	1H 2019	1H 2020	1H 2019	1H 2020
TB				
Samtals / Total	215.505	286.233	100,0%	100,0%
- Niðurhal / Download	182.492	247.878	84,7%	86,6%
- Upphal / Upload	33.013	38.355	15,3%	13,4%

Mynd 33. Gagnamagn á fastaneti

Picture 33. Fixed broadband, data traffic



Internetið - Internet

Gagnamagn á fastaneti, Niðurhal / Fixed broadband, Download

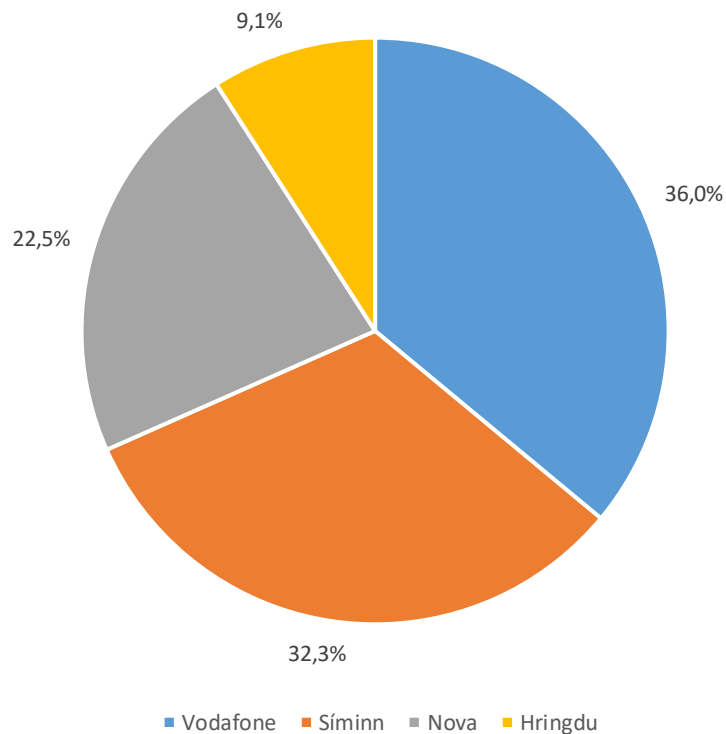
Tafla 34. Gagnamagn á fastaneti, Niðurhal

Table 34. Fixed broadband, Download

	Fastanet, Niðurhal Fixed broadband, Download		Markaðshlutdeild Market share	
	1H 2019	1H 2020	1H 2019	1H 2020
TB				
Samtals / Total	182.492	247.878	100,0%	100,0%
- xDSL	55.225	57.617	30,3%	23,2%
- Ljósleiðari / Fiber	127.267	190.261	69,7%	76,8%
- Vodafone	74.023	89.307	40,6%	36,0%
- Síminn	62.467	80.159	34,2%	32,3%
- Nova	30.344	55.885	16,6%	22,5%
- Hringdu	15.658	22.527	8,6%	9,1%

Mynd 34. Markaðshlutdeild skipt eftir fyrirtækjum

Picture 34. Market shares by companies



Internetið - Internet

Gagnamagn á fastaneti, Upphal / Fixed broadband, Upload

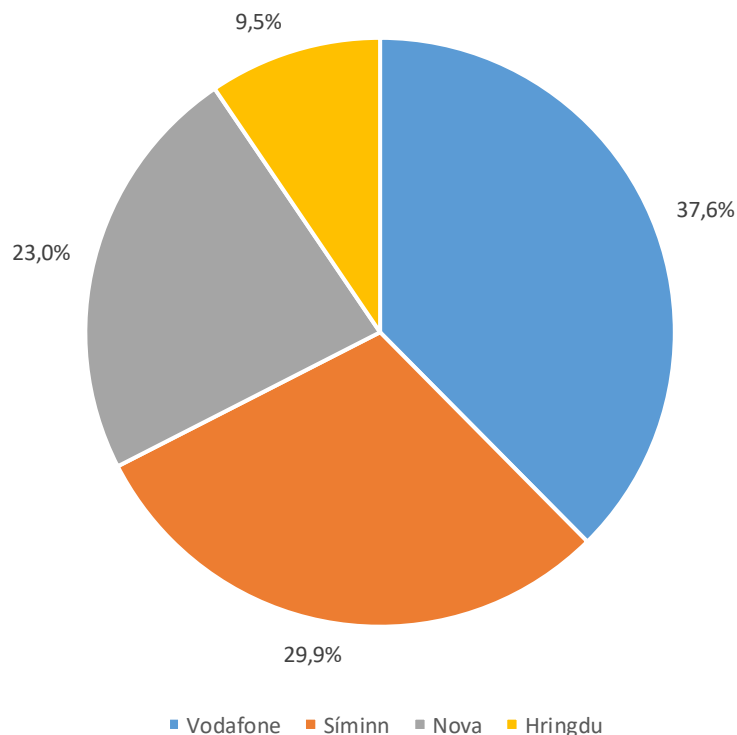
Tafla 35. Gagnamagn á fastaneti, Upphal

Table 35. Fixed broadband, Upload

	Fastanet, Upphal Fixed broadband, Upload		Markaðshlutdeild Market share	
	1H 2019	1H 2020	1H 2019	1H 2020
TB				
Samtals / Total	33.013	38.355	100,0%	100,0%
- xDSL	7.454	6.362	22,6%	16,6%
- Ljósleiðari / Fiber	25.559	31.993	77,4%	83,4%
- Vodafone	14.402	14.417	43,6%	37,6%
- Síminn	9.883	11.463	29,9%	29,9%
- Nova	5.746	8.836	17,4%	23,0%
- Hringdu	2.982	3.639	9,0%	9,5%

Mynd 35. Markaðshlutdeild skipt eftir fyrirtækjum

Picture 35. Market shares by companies



Internetið - Internet

Heildarfjöldi áskrifenda með IPTV / IPTV subscriptions

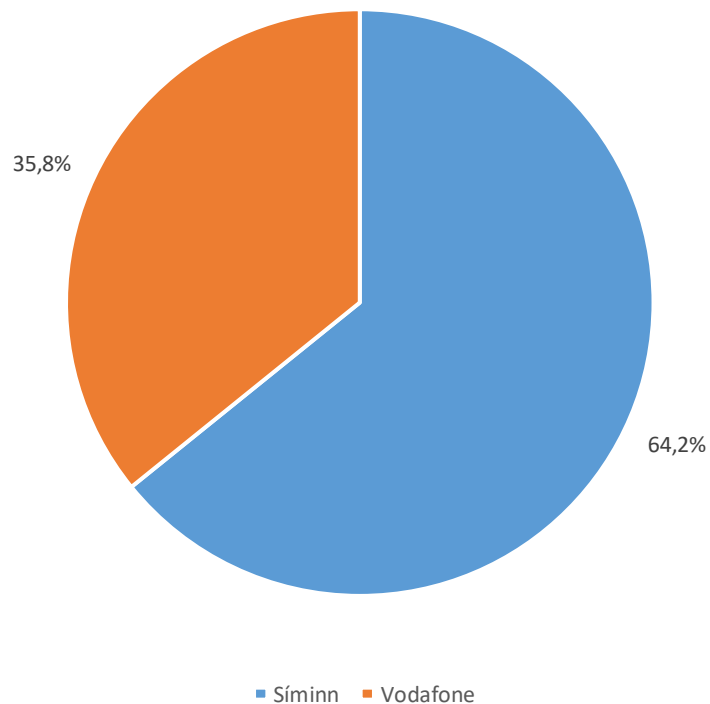
Tafla 36. Heildarfjöldi áskrifenda með sjónvarp yfir IP-net

Table 36. Number of IPTV subscriptions

Í lok tímabils / End of	Fjöldi Number			Markaðshlutdeild Market share		
	1H 2018	1H 2019	1H 2020	1H 2018	1H 2019	1H 2020
Samtals / Total	100.504	96.160	89.248	100,0%	100,0%	100,0%
- xDSL	54.534	38.968	32.027	54,3%	40,5%	35,9%
- Ljósleiðari / Fiber	45.970	57.192	57.221	45,7%	59,5%	64,1%
- Síminn	56.419	56.819	57.279	56,1%	59,1%	64,2%
- Vodafone	44.085	39.341	31.969	43,9%	40,9%	35,8%

Mynd 36. Markaðshlutdeild skipt eftir fyrirtækjum

Picture 36. Market share by companies



Velta og fjárfesting – Revenue and Investment

Heildartekjur eftir fjarskiptastarfsemi / Income from telecommunication

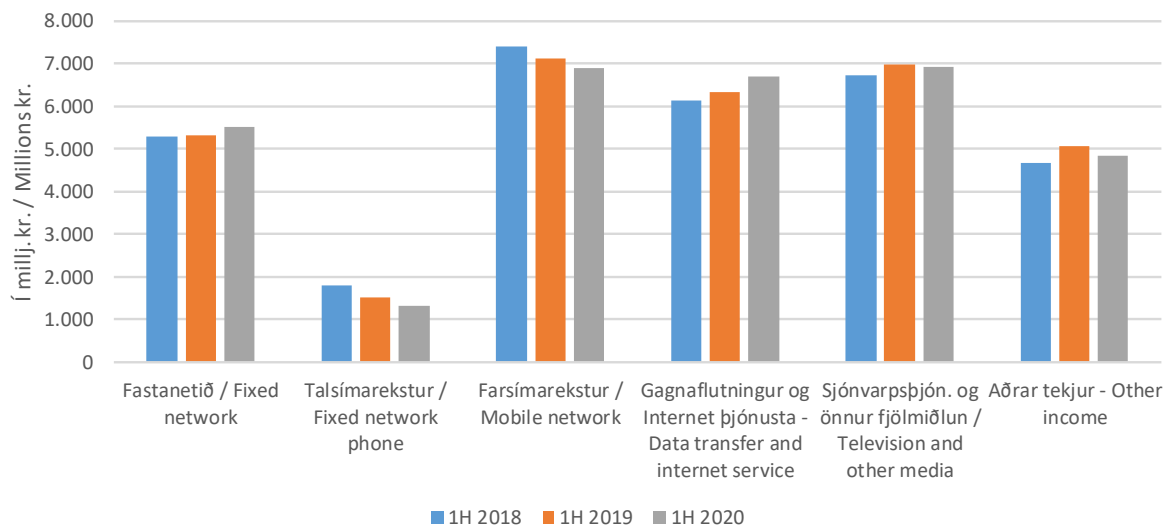
Tafla 37. Heildartekjur eftir fjarskiptastarfsemi

Table 37. Total income from telecommunication

	1H 2018	1H 2019	1H 2020
Í milljónum króna / In millions of krónur			
Samtals / Total	32.086	32.364	32.237
- Fastanetið / Fixed network	5.301	5.336	5.509
- Talsímarekstur / Fixed network phone	1.810	1.523	1.328
- Farsímarekstur / Mobile network	7.407	7.121	6.903
- Gagnafl. og Internet þjón. / Data transfer and Internet service	6.150	6.334	6.703
- Sjónvarpsþjón. og önnur fjölmiðlun / Television and other media	6.742	6.979	6.937
- Aðrar tekjur / Other income	4.677	5.072	4.857

Mynd 37. Heildartekjur eftir fjarskiptastarfsemi

Picture 37. Total income from telecommunication



Velta og fjárfesting – Revenue and Investment

Fjárfestingar eftir fjarskiptastarfsemi / Investment in telecommunication

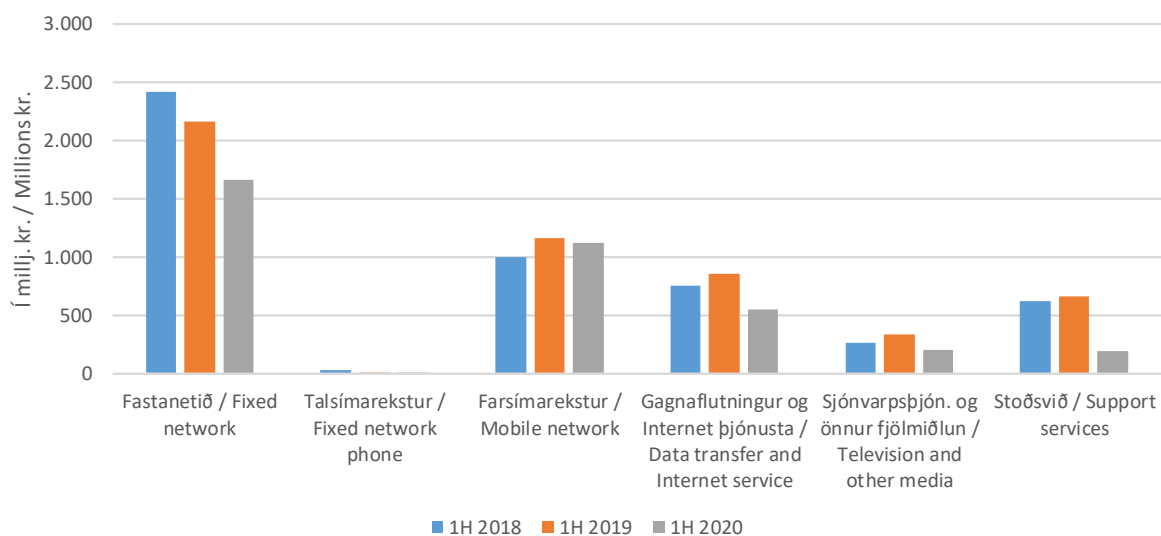
Tafla 38. Fjárfestingar eftir fjarskiptastarfsemi

Table 38. Investment in telecommunication

	1H 2018	1H 2019	1H 2020
Í milljónum króna / In millions of krónur			
Samtals / Total	5.082	5.199	3.730
- Fastanetið / Fixed network	2.416	2.168	1.666
- Talsímarekstur / Fixed network phone	34	3	4
- Farsímarekstur / Mobile network	999	1.164	1.121
- Gagnafl. og Internet þjón. / Data transfer and Internet service	752	858	547
- Sjónvarpsþjón. og önnur fjölmiðlun / Television and other media	263	341	204
- Stoðsvið / Support services	618	664	189

Mynd 38. Fjárfestingar eftir fjarskiptastarfsemi

Picture 38. Investment in telecommunication



Skráð fyrirtæki – Registered Operators

Skráð fjarskiptafyrirtæki	Tegund starfsemi
1819 Nýr valkostur ehf.	Upplýsingaþjónusta um símanúmer/ <i>Directory enquiry service</i>
Advania hf.	Gagnaflutningsþjónusta/ <i>Data transmission service</i>
Alza ehf.	Gagnaflutningsþjónusta um þráðlaus- og fastanet/ <i>Data transmission service via fixed and wireless electronic communication networks</i>
Alþingi	Hljóðvarps og/eða sjónvarpsdreifing/ <i>Transmission of radio and television signal</i>
Austurljós ehf.	Gagnaflutningsnet og þjónusta/ <i>Data transmission and service</i>
Ábótinn ehf.	Gagnaflutningsnet og –þjónusta/ <i>Data transmission and service</i>
Árvakur hf.	Upplýsingaþjónusta um símanúmer/ <i>Directory enquiry service</i>
Ásaljós	Rekstur fastlínu fjarskiptanets/ <i>Operation of fixed electronic communication network</i>
Bláskógaljós	Rekstur fastlínu fjarskiptanets/ <i>Operation of fixed electronic communication network</i>
Bloomberg Finance L.P.	Leigulínuþjónusta og almennt fjarskiptanet/ <i>Leased line and network</i>
Boðleið þjónusta ehf.	Talsímaþjónusta, farsímaþjónusta og rekstur fastlínu fjarskiptanets/ <i>Voice telephony, mobile telephony and operation of fixed data transmission network</i>
Brimrún ehf.	Gagnaflutningsþjónustu um gervitungl/ <i>Data transmission via satellite</i>
BT Solutions Limited, útibú á Íslandi	Gagnaflutningsþjónusta/ <i>Data transmission services</i>
Century Link Iceland ehf.	Rekstur fjarskiptanets og gagnaflutningsþjónustu/ <i>Operation of fixed electronic communication network and data transmission service</i>
Colt Technology Services AB	Gagnaflutningsþjónusta/ <i>Data transmission services</i>
Cronus ehf.	Hljóðvarps- og/eða sjónvarpsdreifing/ <i>Transmission of radio and television signals</i>
Cubic Telecom Limited	Rekstur fastlínu- og þráðlauss fjarskiptanets- og gagnaflutningsþjónusta um þráðlaus net/ <i>Operation of fixed and wireless electronic communications network and data transmission via wireless electronic communications networks</i>
Dalaveitur ehf.	Rekstur fastlínu fjarskiptanets/ <i>Operation of fixed electronic communications network</i>
DCN Hub ehf.	Farsíma- og gagnaflutningsþjónusta/ <i>Mobile and data transmission services</i>
DIDWW Ireland Limited	Gagnaflutnings- og talsímaþjónusta/ <i>Data transmission and telephony service</i>

Digrikklettur ehf.	Rekstur fastlínu fjarskiptanets/ <i>Operation of fixed electronic communications network</i>
DVD-Margmiðlun ehf.	Rekstur breiðbandskerfis fyrir útvarpsdreifingu/ <i>Broadcast cable network</i>
EchoStar Mobile Limited	Farnets gervihnattaþjónusta/ <i>Mobile satellite services</i>
Eyja- og Miklaholts- hreppur	Rekstur fastlínu fjarskiptanets/ <i>Fixed data transmission network</i>
Factor ehf.	Gagnaflutningsnet- og gagnaflutningsþjónusta/ <i>Data transmission and service</i>
Farice ehf.	Sæstrengur/ <i>Submarine cable</i>
Ferðaþjónustan Húsafelli ehf.	Rekstur fastlínu fjarskiptanets/ <i>Operation of fixed electronic communication network</i>
Feris ehf.	Gagnaflutningsþjónusta/ <i>Data transmission service</i>
Fjarskiptafélag Mývanssveitar ehf.	Gagnaflutningsþjónusta um fastanet/ <i>Data transmission service via fixed electronic communication network</i>
Fjarskiptafélag Reykhólahrepps	Rekstur fastlínu fjarskiptanets/ <i>Operation of fixed electronic communications network</i>
Fjarskiptafélag Skagabyggðar	Gagnaflutningsnet/ <i>Data transmission network</i>
Fjarskiptafélag Skeiða- og Gnúpverjahrepps ehf.	Gagnaflutningsnet/ <i>Data transmission network</i>
Fjarskiptafélag Svalbarðshrepps ehf.	Rekstur fastlínu fjarskiptanets/ <i>Operation of fixed electronic communications network</i>
Fjölnet ehf.	Talsíma-, gagnaflutningsþjónusta og fjarskiptanet/ <i>Voice telephony, data transmission and network</i>
Flóaljós	Rekstur fastlínu fjarskiptanets/ <i>Operation of fixed electronic communication network</i>
Gagnaveita Helgafellssveit ehf.	Rekstur fastlínu fjarskiptanets/ <i>Operation of fixed electronic communication network</i>
Gagnaveita Hornafjarðar ehf.	Fjarskiptanet/ <i>Electronic communication networks</i>
Gagnaveita Reykjavíkur ehf.	Gagnaflutningsnet og -þjónusta/ <i>Data transmission and service</i>
Gagnaveita Suðurlands ehf.	Gagnaflutningsþjónusta/ <i>Data transmission service</i>
Gagnaveitan ehf.	Fjarskiptaþjónusta/ <i>Electronic communication services</i>
GlobalCall ehf.	Talsímaþjónusta/ <i>Voice telephony</i>
Globalstar Europe Satellite Services Ltd.	Gervihnattaþjónusta/ <i>Satellite services</i>
Halló ehf.	Upplýsingaþjónusta um símanúmer/ <i>Directory enquiry service</i>
Hitaveita Drangsnæs	Rekstur fastlínu fjarskiptanets/ <i>Operation of fixed electronic communication network</i>
Hitaveita Egilsstaða/Fella ehf.	Rekstur fastlínu- og þráðlaus fjarskiptanets, gagnaflutningsþjónusta um þráðlaus og fastanet og hljóðvarps og/eða sjónvarpsdreifingu/

	<i>Operation of fixed and wireless electronic communication networks, data transmission via fixed and wireless electronic communications networks and transmission of radio and television signals</i>
Hitaveita Tálknafjarðarhrepps	Gagnaflutningsþjónusta um fastanet/ <i>Data transmission network</i>
Hljóðsmárin ehf.	Hljóðvarps- og/eða sjónvarpsdreifing/ <i>Transmission of radio and television signals</i>
Hópkaup ehf.	Upplýsingaþjónusta um símanúmer/ <i>Directory enquiry service</i>
Hótel Laki ehf.	Rekstur fastlínu fjarskiptanets/ <i>Operation of fixed electronic communication network</i>
Hrafshóll ehf.	Rekstur fastlínu fjarskiptanets/ <i>Operation of fixed electronic communication network</i>
Hringdu ehf.	Talsíma- og gagnaflutningsþjónusta/ <i>Voice telephony and data transmission service</i>
Hringiðan ehf./Vortex Inc.	Talsíma-, gagnaflutningsþjónusta og fjarskiptanet/ <i>Voice telephony, data transmission and network</i>
Hrunaljós	Rekstur fastlínu fjarskiptanets/ <i>Operation of fixed electronic communications network</i>
Húnanet ehf.	Rekstur fastlínu fjarskiptanets/ <i>Operation of fixed electronic communications network</i>
Hvalfjarðarsveit	Fjarskiptanet/ <i>Electronic communication networks</i>
Icelandair ehf.	Fjarskiptanet/Network
IMC Ísland ehf.	DCS 1800 farsímaþjónusta/ <i>Mobile DSC 1800</i>
Internet á Íslandi hf.	Fjarskiptanet, talsíma- og gagnaflutningsþjónusta/ <i>Network, voice telephony and data transmission</i>
Isavia ehf.	Talþjónusta við flugvélar og rekstur fastlínu fjarskiptakerfis/ <i>Voice transmission service for aircrafts and operation of fixed electronic communication network</i>
Isavia ANS ehf.	Rekstur fastlínu fjarskiptanets/ <i>Operation of fixed electronic communication network</i>
Já hf.	Útgáfa síma- og vistfangaskrár. Upplýsingaþjónusta um símanúmer/ <i>Publication of directories, directory enquiry service</i>
Kukl ehf.	Talsíma-, gagnaflutningsþjónusta og fjarskiptanet/ <i>Voice telephony, data transmission and network</i>
Landhelgisgæsla Íslands	Rekstur og útleiga NATO ljósleiðarastrengs/ <i>Management and lease of NATO's optical fibre network</i>
Leiðarljós ehf.	Rekstur fastlínu fjarskiptanets/ <i>Operation of fixed electronic communications network</i>
Lindin, kristilegt útvarp	Hljóðvarps- og/eða sjónvarpsdreifing/ <i>Transmission of radio and television signals</i>
LÍF í Mýrdal ehf.	Rekstur fastlínu fjarskiptanets/ <i>Fixed data transmission network</i>
Ljós og gagnaleiðari ehf.	Gagnaflutningsnet/ <i>Data transmission network</i>
Ljósfesti ehf.	Rekstur fastlínu fjarskiptanets/ <i>Operation of fixed electronic communication network</i>

Ljósleiðari Borgarbyggðar	Rekstur fastlínu fjarskiptanets/ <i>Operation of fixed electronic communication network</i>
Ljósunktur ehf.	Rekstur fastlínu fjarskiptanets/ <i>Operation of fixed electronic communication network</i>
Loki Telecom ehf.	Rekstur fastlínu- og þráðlauss fjarskiptanets, gagnaflutningsþjónusta um þráðlaus og fastanet og hljóðvarps og/eða sjónvarpsdreifing <i>Operation of fixed and wireless electronic communication networks, data transmission via fixed and wireless electronic communications networks</i>
Lýsir ehf.	Rekstur þráðlauss fjarskiptanets/ <i>Operation of wireless electronic communication networks</i>
Magnavík ehf.	Gagnaflutningsþjónusta/ <i>Data transmission service</i>
Martölvan ehf.	Talsíma, gagnaflutningsþjónusta og fjarskiptanet/ <i>Voice telephony, data transmission and network</i>
Míla ehf.	Fjarskiptanet/ <i>Network</i>
Mobiweb Telecom Limited	Farsímaþjónusta/ <i>Mobile service</i>
Nepal hugbúnaður	Gagnaflutningsþjónusta og þráðlaust fjarskiptanet/ <i>Data transmission service and wireless data transmission</i>
Netvarp og Sport ehf.	Hljóðvarps- og/eða sjónvarpsdreifing/ <i>Transmission and radio and/or television signals</i>
Netvöktun ehf.	Talsímaþjónusta, rekstur fastlínu og þráðlauss fjarskiptanets og gagnaflutningsþjónusta um fasta- og þráðlaus net/ <i>Voice telephony, operation of fixed and wireless electronic communications networks and fixed and wireless data transmission service</i>
Neyðarlínan hf.	Talsímaþjónusta/neyðarsímsvörun/ <i>Voice telephony - emergency service</i>
Nordic Networks ehf.	Sæstrengur og gagnaflutningsþjónusta/ <i>Submarine cable and data transmission service</i>
Nova ehf.	Talsíma- og gagnaflutningsþjónusta/ <i>Voice telephony and data transmission</i>
OnAir S.A.R.L.	Farsímaþjónusta um borð í flugvélum (MCA)/ <i>Mobile communication services on aircraft (MCA)</i>
Opin kerfi ehf.	Gagnaflutningsþjónusta/ <i>Data transmission service</i>
Origo hf.	Gagnaflutningsþjónusta/ <i>Data transmission</i>
Orkufjarskipti hf.	Fjarskiptanet/ <i>Electronic communication network</i>
Parking plus ehf.	Talsímaþjónusta og fjarskiptanet/ <i>Voice telephony and network</i>
Premis ehf.	Tal- og farsímaþjónusta, rekstur þráðlauss og fastlínu fjarskiptanets og gagnaflutningsþjónusta um fastanet og þráðlaus net/ <i>Voice telephony and mobile services, operation of fixed and wireless electronic communication networks and fixed and wireless data transmission services</i>
Protecion ehf.	Rekstur fastlínu fjarskiptanets/ <i>Operation of fixed electronic communication network</i>

Rafey ehf.	Rekstur fastlínu fjarskiptanets/ <i>Operation of wireless electronic communication network</i>
Rangárljós	Rekstur fastlínu fjarskiptanets/ <i>Operation of fixed electronic communication network</i>
Refinitiv Norge A/S	Gagnaflutningsþjónusta um fastanet/ <i>Fixed line network data transmission</i>
Ríkisútvarpið ohf.	Fjarskiptaþjónusta: Hljóðvarp og sjónvarp/ <i>Transmission of radio and television signals</i>
Sensa ehf.	Gagnaflutningsþjónusta um fastanet/ <i>Data transmission service via fixed electronic communication network</i>
Síminn hf.	Talsímaþjónusta, GSM, gagnaflutningsnet o.fl./ <i>Voice telephony, mobile, data transmission and network</i>
Sjónvarpsmiðstöðin ehf.	Gagnaflutningsþjónusta/ <i>Data transmission service</i>
Snerpa ehf.	Fjarskiptanet/ tal- og gagnaflutningsþjónusta/ <i>Network, voice telephony and data transmission</i>
Splitti ehf.	Talsíma- og farsímaþjónusta, gagnaflutningsþjónusta um fastanet og þráðlaus net og upplýsingaþjónusta um símanúmer/ <i>Voice telephony, mobile, fixed and wireless data transmission and directory enquiry services</i>
Stöð 5 ehf.	Talsíma- og farsímaþjónusta/ <i>Voice and mobile telephony</i>
Sumarsól ehf.	Upplýsingaþjónusta um símanúmer/ <i>Directory enquiry service</i>
Sýn hf.	Talsímaþjónusta, farsímaþjónusta, gagnaflutningsþjónusta og fjarskiptanet/ <i>Voice telephony, mobile, data transmission and network</i>
Tech Support á Íslandi ehf.	Talsímaþjónusta, gagnaflutningsþjónusta um fastanet og þráðlaus net/ <i>Voice telephony and fixed and wireless data transmission services</i>
TELE Greenland A/S	Sæstrengur/ <i>Submarine cable</i>
Tengir ehf.	Ljósleiðaranet/ <i>Fiber optical network</i>
Tismi BV	Tal- og farsímaþjónusta/ <i>Voice and mobile telephony</i>
TSC ehf.	Talsíma-, gagnaflutningsþjónusta og fjarskiptanet/ <i>Voice telephony, data transmission and network</i>
TRS ehf.	Gagnaflutningsþjónusta/ <i>Data transmission service</i>
Truephone Limited	Farsímaþjónusta og gagnaflutningsþjónusta um þráðlaus net/ <i>Mobile telephony and data transmission via wireless electronic communications networks</i>
Twilio Ireland Limited	Talsíma- og farsímaþjónusta, gagnaflutningsþjónusta um fastanet og þráðlaus net og rekstur fastanets og þráðlauss nets/ <i>Voice telephony and mobile services, operation of fixed and wireless electronic communication networks and fixed and wireless data transmission services</i>
Tölvun ehf.	Gagnaflutningsnet og -þjónusta/ <i>Data transmission and service</i>
Vengo ehf.	Gagnaflutningsþjónusta um fastanet/

	<i>Fixed data transmission service/</i>
Yellow Mobile B.V	<i>Voice and mobile telephony, operation of fixed and wireless electronic communication networks, data transmission via fixed and wireless electronic communications networks</i>
Zendesk International Limited	<i>SMS og VoIP þjónusta í gegnum ský/</i>
	<i>SMS and VoIP services using software via the cloud</i>
Þekking - Tristan hf.	<i>Gagnaflutningsnet og –þjónusta/</i>
	<i>Data transmission and service</i>
Þorvaldur Stefánsson	<i>Skipaþjónustugagna- flutningur/</i>
	<i>Maritime mobile</i>
Örugg afritun ehf.	<i>Gagnaflutningsþjónusta um fastanet/</i>
	<i>Fixed data transmission service</i>
Öryggisfjarskipti ehf.	<i>Fjarskiptaþjónusta og fjarskiptanet/TETRA/</i>
	<i>Telecommunication service and network / TETRA</i>