



Tölfræði um íslenska fjarskiptamarkaðinn 2017

Statistics on the Icelandic
Telecommunications Market 2017



Efnisyfirlit - Table of Contents

Inngangur	3
Introduction	3
Helstu stærðir – Main indicators.....	4
Fastanet – Fixed network.....	5
Helstu stærðir á fastaneti / Main indicators in the fixed network.....	5
Áskrifendur með fastlínusíma / Subscribers with fixed network phone	6
Heildarfjöldi mínútna á fastaneti / Traffic in the fixed network	7
Fjöldi mínútna eftir fyrirtækjum / Traffic by companies	8
Símtöl til fastaneta / Calls to fixed networks	9
Símtöl til útlanda / Outgoing international calls	10
Símtöl til farsímaneta / Calls to mobile networks	11
Farsímanet – Mobile network.....	12
Helstu stærðir á farsímaneti / Main indicators in mobile networks	12
Heildarfjöldi áskrifta / Total subscriptions	13
Heildarfjöldi áskrifta með talþjónustu / Mobile voice subscriptions	14
Fastar áskriftir / Fixed subscriptions	15
Fyrirframgreidd símakort / Pre-paid phone cards	16
Virk símakort á farsímaneti / Active phone cards on mobile networks.....	17
Númeraflutningur / Portings.....	18
Fjöldi mínútna úr farsímum / Minutes from mobile phones	19
Heildarfjöldi mínútna úr farsímum / Minutes from mobile phones	20
Fjöldi mínútna úr farsímum til fastaneta / Minutes to fixed networks.....	21
Fjöldi mínútna úr farsímum í farsíma / Minutes from mobile to mobile	22
Fjöldi mínútna úr farsímum til útlanda / Outgoing international calls	23
Fjöldi SMS og MMS / Number of SMS and MMS	24
Fjöldi áskrifta fyrir netið í símann / Voice and data subscriptions	25
Netþjónusta á farsímaneti / Data only subscriptions.....	26
Gagnamagn á farsímaneti / Data traffic in mobile networks.....	27
Gagnamagn á farsímaneti / Data traffic in mobile networks.....	28
Gagnamagn, netið í símann / Data traffic, voice and data.....	29
Gagnamagn, eingöngu gagnaáskrift / Data traffic, only data subscriptions	30
Internetið – Internet	31
Fjöldi internettenginga / Internet subscriptions	31

Internettengingar eftir fyrirtækjum / Internet connections by companies	32
Fjöldi xDSL internettenginga / xDSL subscriptions	33
Fjöldi ljósleiðara internettenginga / Fiber connections	34
Fjöldi xDSL og ljósleiðara internettenginga / xDSL and fiber connections	35
Fjöldi tenginga eftir niðurhalshraða / Internet downstream speeds	36
Fjöldi tenginga eftir upphalshraða / Internet upstream speeds	37
Heildarfjöldi áskrifenda með IPTV / IPTV subscriptions	38
Velta og fjárfesting – Revenue and Investment	39
Heildartekjur eftir fjarskiptastarfsemi / Income from telecommunication	39
Fjárfestingar eftir fjarskiptastarfsemi / Investment in telecommunication	40
Skráð fyrirtæki – Registered Operators	41

Inngangur

Póst- og fjarskiptastofnun hefur um árabíl gefið út skýrslur með tölfræðilegum upplýsingum um fjarskiptamarkaðinn á Íslandi. Hafa skýrslurnar verið unnar með sambærilegum hætti frá árinu 2006 upp úr upplýsingum frá fjarskiptafyrirtækjum. Frá árinu 2009 hafa þær verið gefnar út tvisvar á ári. Skýrslur fyrir fyrri helming hvers árs eru birtar á 4. ársfjórðungi og skýrslur fyrir heil ár eru birtar á fyrri hluta 2. ársfjórðungs.

Sú skýrsla sem hér birtist tekur til áranna 2015-2017. Er henni skipt upp í kafla þar sem fyrst er horft á fastanetið, síðan farsímanetið, internetið og að síðustu veltu og fjárfestingu á fjarskiptamarkaði.

Á [vef](#) Póst- og fjarskiptastofnunar má nálgast allar tölfræðiskýrslur stofnunarinnar ásamt töflum og myndum í Excel skjölum.

Introduction

The Post and Telecom Administration (PTA) has published a statistics report on the telecommunications market in Iceland since 2006 and twice a year since 2009. The reports are based on statistical information gathered by the Administration from registered telecommunications undertakings in the country. The reports for the first half of the year are published in the last quarter of the year and the reports on the whole year in the beginning of the second quarter.

This report shows statistics for three whole years from 2015 through 2017, and is divided into sections dedicated to fixed-line networks, mobile networks, Internet, and turnover and investments in the electronic communications market.

All PTA's statistics reports can be accessed on our [website](#) as well as the background data in Excel files.

Helstu stærðir – Main indicators

Helstu stærðir <i>Main indicators</i>	2016	2017	Breyting % Change %
Fastlínusími / <i>Fixed network phone</i>	135.601	132.303	-2,4%
- Þar af VoIP sími / <i>There of VoIP phone</i>	58.311	70.540	21,0%
Fjöldi mín. úr fastlínusíma / <i>Traffic in the fixed network, (1.000)</i>	330.044	274.021	-17,0%
Heildarfjöldi farsímaáskrifta / <i>Total mobile subscriptions</i>	450.839	462.026	2,5%
Áskriftir með talþjónustu / <i>Mobile voice subscriptions</i>	401.613	410.662	2,3%
Gagnaáskrift eingöngu / <i>Data only subscriptions</i>	49.226	51.364	4,3%
Samningsbundnar áskriftir / <i>Fixed subscriptions</i>	231.524	241.903	4,5%
Fyrirfram greidd símakort / <i>Pre-paid phone cards</i>	170.089	168.759	-0,8%
Fjöldi mín. úr farsíma / <i>Traffic in the mobile network, (1.000)</i>	827.220	856.411	3,5%
Send SMS / <i>SMS sent from mobile, (1.000)</i>	178.503	174.072	-2,5%
Send MMS / <i>MMS sent from mobile, (1.000)</i>	3.649	3.562	-2,4%
Netþjónusta á farsímaneti / <i>Data only subscriptions</i>	49.226	51.364	4,3%
Gagnamagn á farsímaneti / <i>Data traffic in mobile networks, (GB)</i>	16.652.368	25.365.262	52,3%
Gagnamagn, netið í símann / <i>Data traffic, voice and data, (GB)</i>	7.664.438	13.916.019	81,6%
Netþjónusta á farsímaneti / <i>Data traffic, only data, (GB)</i>	8.987.930	11.449.243	27,4%
Fjöldi internettenginga / <i>Number of internet subscriptions</i>	128.023	133.574	4,3%
Ljósleiðari / <i>Fiber</i>	42.352	56.649	33,8%
xDSL	84.846	75.631	-10,9%
IP sjónvarp / <i>IP-TV</i>	99.091	107.389	8,4%
Heildartekjur / <i>Total income from telecommunication</i>	56.600	57.392	1,4%
Fjárfesting / <i>Investment in the telecommunication</i>	10.039	10.660	6,2%

Fastanet – Fixed network

Helstu stærðir á fastaneti / Main indicators in the fixed network

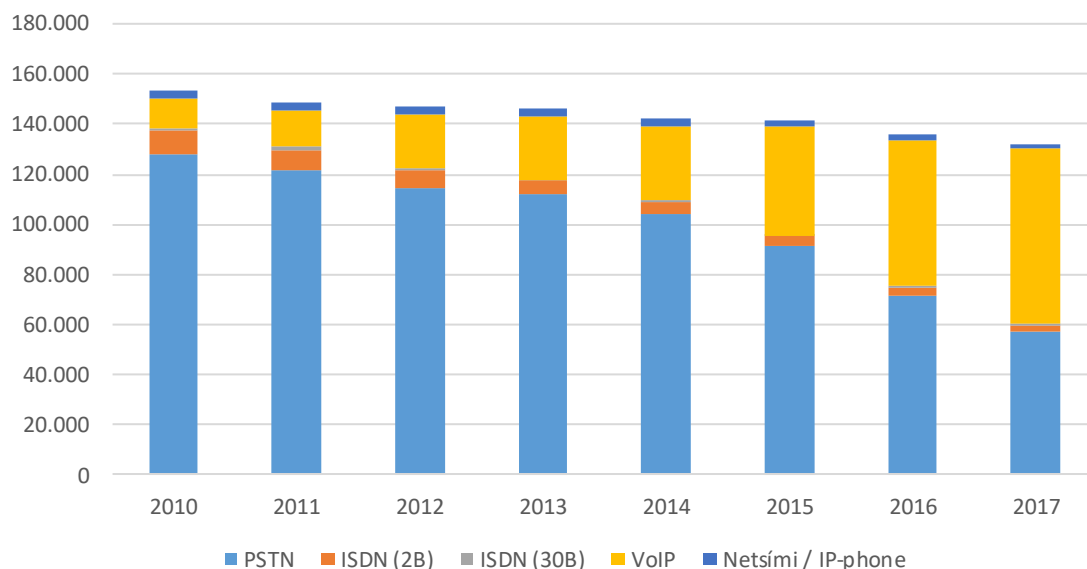
Tafla 1. Helstu stærðir á fastaneti

Table 1. Main indicators in the fixed network

	2015	2016	2017
PSTN aðgangslínur / PSTN subscribers lines	113.332	102.627	93.516
ISDN línur (2B) / ISDN (2B) subscribers lines	3.925	3.303	2.465
ISDN línur (30B) / ISDN (30B) subscribers lines	489	474	452
VoIP sími / VoIP phone	43.472	58.311	70.540
Netsími (49X-XXXX) / IP phone	2.857	2.362	1.663
(1.000 mínútur / minutes)			
Símtöl úr fastlínusíma / Calls from fixed networks	377.613	330.044	274.021
Símtöl til fastaneta / Calls to fixed networks	281.237	235.883	188.432
Símtöl til útlanda / Outgoing international calls	11.143	9.562	8.300
Símtöl til farsímaneta / Calls to mobile networks	85.187	84.577	77.284
Símtöl á internetið / Calls to the internet	47	23	5

Mynd 1. Heildarfjöldi áskrifenda með fastlínusíma

Picture 1. Total subscribers with fixed network phone



Fastanet – Fixed network

Áskrifendur með fastlínusíma / Subscribers with fixed network phone

Tafla 2. Heildarfjöldi áskrifenda með fastlínusíma*

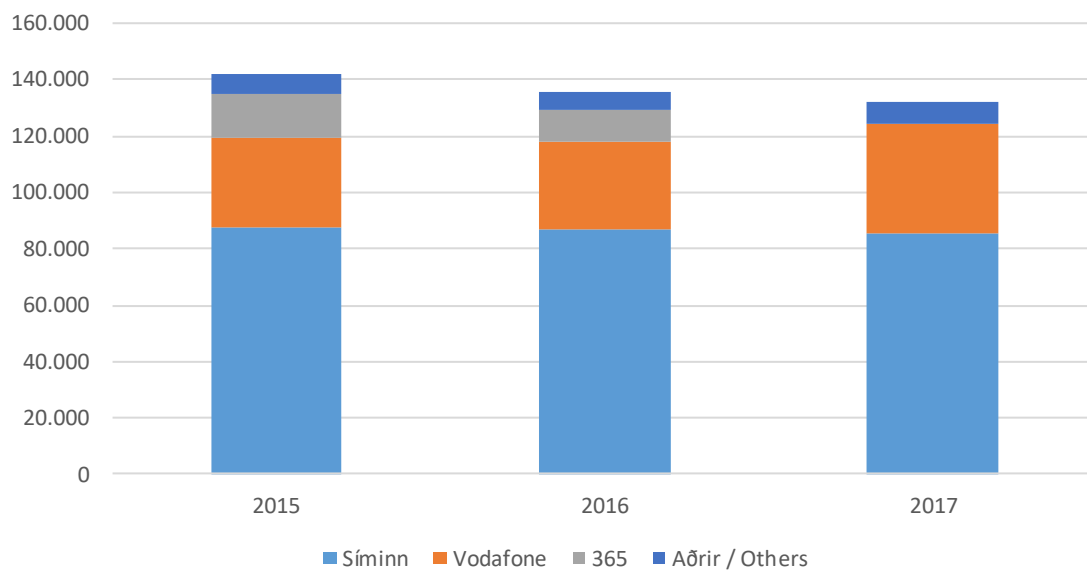
Table 2. Total subscribers with fixed network phone*

Í lok árs / End of	Fjöldi Number			Markaðshlutdeild Market share		
	2015	2016	2017	2015	2016	2017
Samtals / Total	141.846	135.601	132.303	100,0%	100,0%	100,0%
- Heimili / Private	100.578	94.201	86.340	70,9%	69,5%	65,3%
- Fyrirtæki / Business	41.268	41.400	45.963	29,1%	30,5%	34,7%
- Síminn	87.611	86.903	85.190	61,8%	64,1%	64,4%
- Vodafone	32.101	30.890	39.277	22,6%	22,8%	29,7%
- 365	15.244	11.618	...	10,7%	8,6%	...
- Aðrir / Others	6.890	6.190	7.836	4,9%	4,6%	5,9%

* PSTN, ISDN, VoIP og Netsími. * PSTN, ISDN, VoIP and IP-telephone.

Mynd 2. Heildarfjöldi áskrifenda eftir fyrirtækjum

Picture 2. Total number of subscribers by companies



Fastanet – Fixed network

Heildarfjöldi mínútna á fastaneti / Traffic in the fixed network

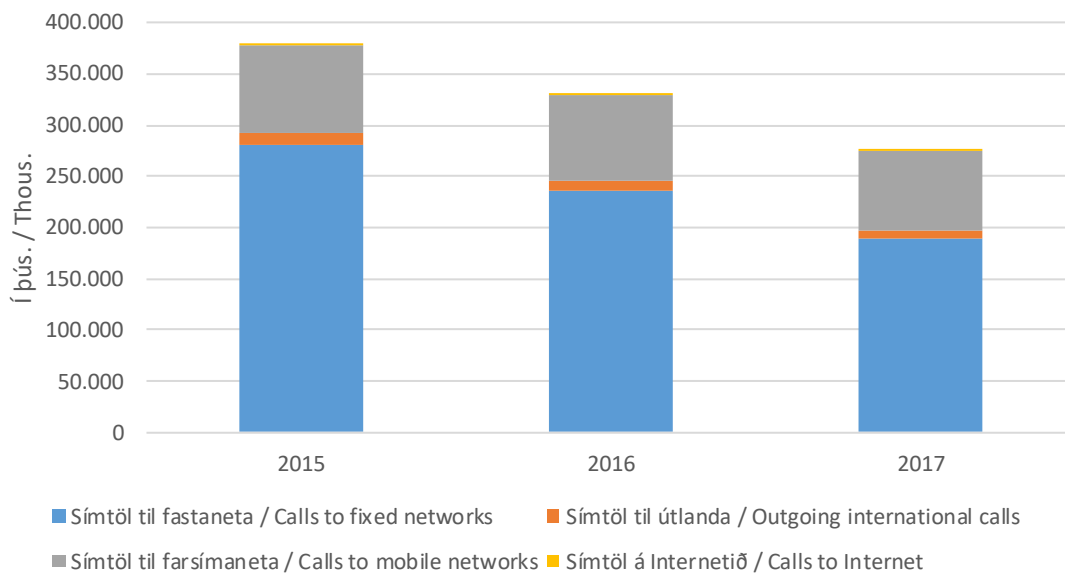
Tafla 3. Heildarfjöldi mínútna á fastaneti

Table 3. Total traffic in the fixed network

	Fjöldi Number		
	2015	2016	2017
(1.000 mínútur / minutes)			
Samtals / Total	377.613	330.044	274.021
- Símtöl til fastaneta / Calls to fixed networks	281.237	235.883	188.432
- Símtöl til útlanda / Outgoing international calls	11.143	9.562	8.300
- Símtöl til farsímaneta / Calls to mobile networks	85.187	84.577	77.284
- Símtöl á Internetið / Calls to Internet	47	23	5

Mynd 3. Heildarfjöldi mínútna á fastaneti

Picture 3. Total traffic in the fixed network



Fastanet – Fixed network

Fjöldi mínútna eftir fyrirtækjum / Traffic by companies

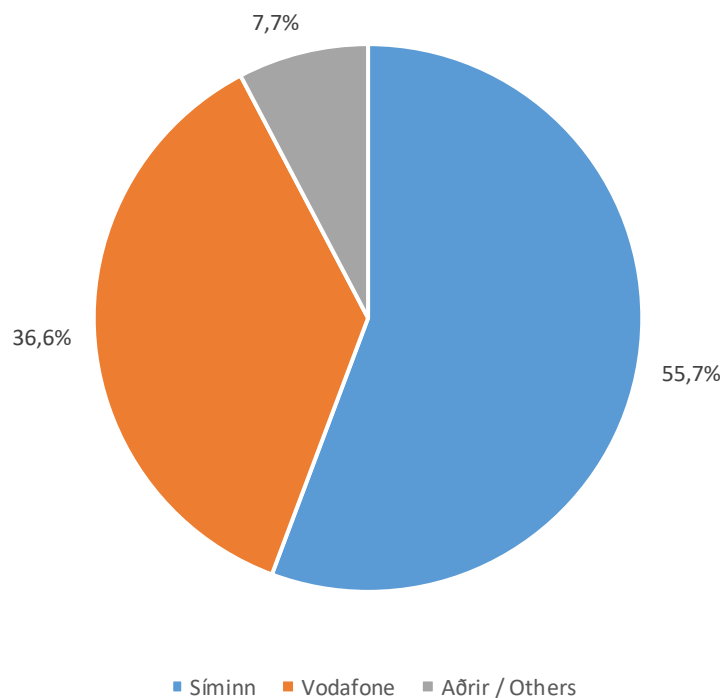
Tafla 4. Heildarfjöldi mínútna á fastaneti

Table 4. Total traffic in the fixed network

	Fjöldi Number			Markaðshlutdeild Market share		
	2015	2016	2017	2015	2016	2017
(1.000 mínútur / minutes)						
Samtals / Total	377.613	330.044	274.021	100,0%	100,0%	100,0%
- Heimili / Private	228.213	193.370	148.173	60,4%	58,6%	54,1%
- Fyrirtæki / Business	149.400	136.675	125.848	39,6%	41,4%	45,9%
- Síminn	222.102	188.298	152.638	58,8%	57,1%	55,7%
- Vodafone	110.149	99.786	100.281	29,2%	30,2%	36,6%
- 365	20.368	20.095	...	5,4%	6,1%	...
- Aðrir / Others	24.994	21.865	21.102	6,6%	6,6%	7,7%

Mynd 4. Markaðshlutdeild skipt eftir fyrirtækjum

Picture 4. Market share by companies



Fastanet – Fixed network

Símtöl til fastaneta / Calls to fixed networks

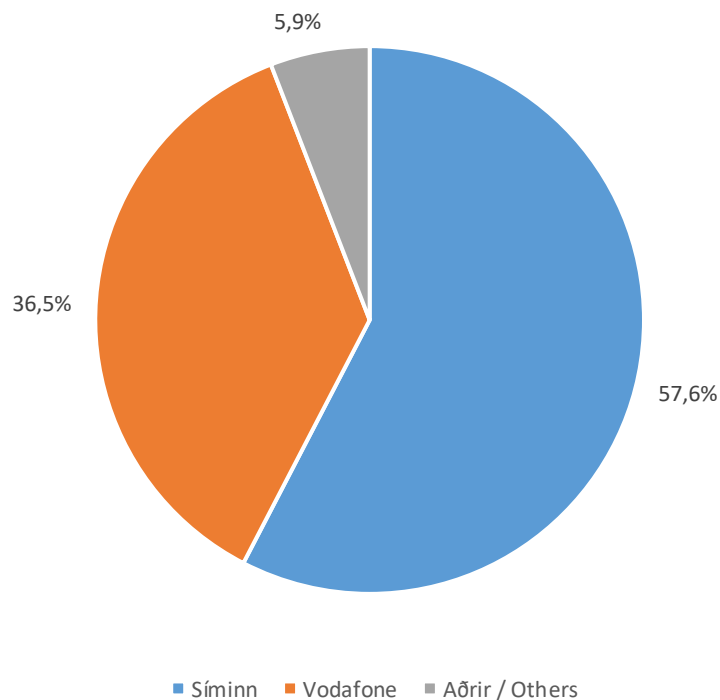
Tafla 5. Símtöl til fastaneta

Table 5. Calls to fixed networks

	Fjöldi Number			Markaðshlutdeild Market share		
	2015	2016	2017	2015	2016	2017
(1.000 mínútur / minutes)						
Samtals / Total	281.237	235.883	188.432	100,0%	100,0%	100,0%
- Heimili / Private	190.101	155.016	115.151	67,6%	65,7%	61,1%
- Fyrirtæki / Business	91.136	80.867	73.281	32,4%	34,3%	38,9%
- Síminn	170.429	138.501	108.568	60,6%	58,7%	57,6%
- Vodafone	77.213	68.260	68.813	27,5%	28,9%	36,5%
- 365	18.218	17.019	...	6,5%	7,2%	...
- Aðrir / Others	15.377	12.103	11.051	5,5%	5,1%	5,9%

Mynd 5. Markaðshlutdeild skipt eftir fyrirtækjum

Picture 5. Market share by companies



Fastanet – Fixed network

Símtöl til útlanda / Outgoing international calls

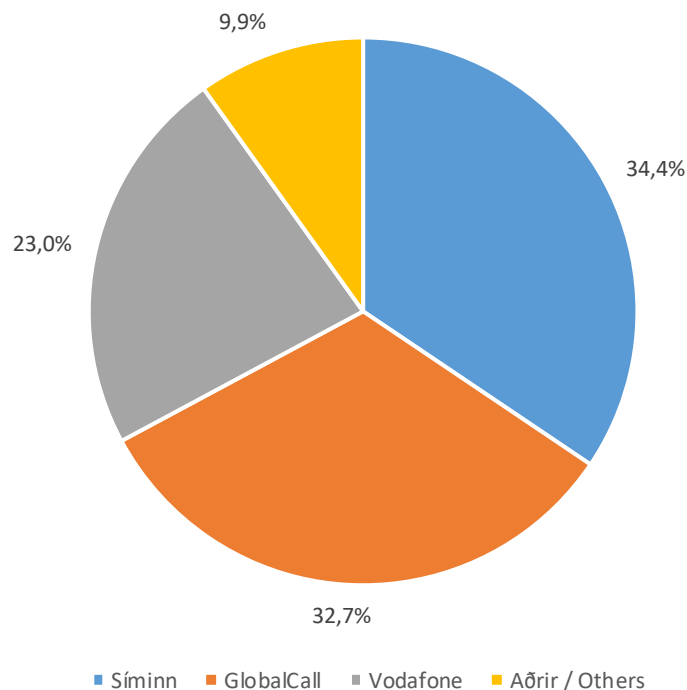
Tafla 6. Símtöl til útlanda

Table 6. Outgoing international calls

	Fjöldi Number			Markaðshlutdeild Market share		
	2015	2016	2017	2015	2016	2017
(1.000 mínútur / minutes)						
Samtals / Total	11.143	9.562	8.300	100,0%	100,0%	100,0%
- Heimili / Private	7.992	6.480	5.535	71,7%	67,8%	66,7%
- Fyrirtæki / Business	3.151	3.082	2.765	28,3%	32,2%	33,3%
- Síminn	4.247	3.487	2.859	38,1%	36,5%	34,4%
- GlobalCall	3.268	2.753	2.715	29,3%	28,8%	32,7%
- Vodafone	2.079	1.970	1.906	18,7%	20,6%	23,0%
- 365	658	463	...	5,9%	4,8%	...
- Aðrir / Others	892	889	820	8,0%	9,3%	9,9%

Mynd 6. Markaðshlutdeild skipt eftir fyrirtækjum

Picture 6. Market share by companies



Fastanet – Fixed network

Símtöl til farsímaneta / Calls to mobile networks

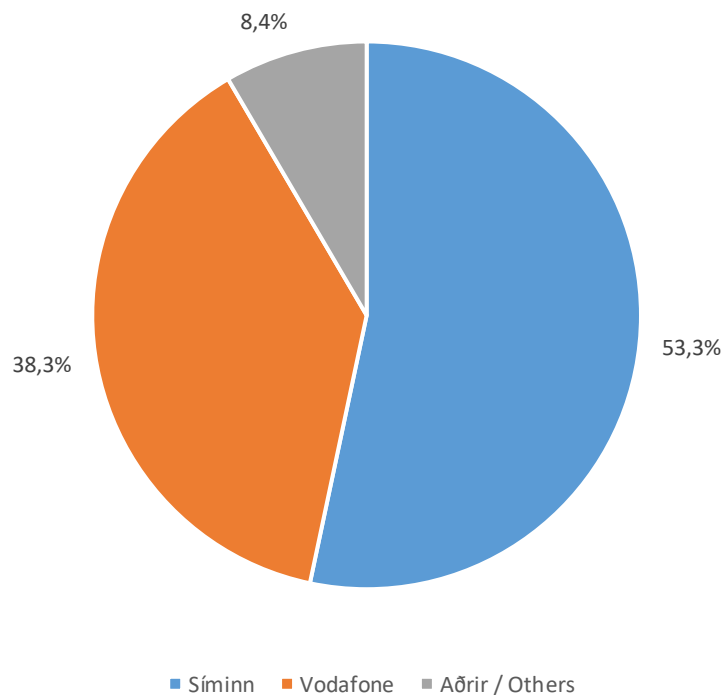
Tafla 7. Símtöl til farsímaneta

Table 7. Calls to mobile networks

	Fjöldi Number			Markaðshlutdeild Market share		
	2015	2016	2017	2015	2016	2017
(1.000 mínútur / minutes)						
Samtals / Total	85.187	84.577	77.284	100,0%	100,0%	100,0%
- Heimili / Private	30.074	31.851	27.483	35,3%	37,7%	35,6%
- Fyrirtæki / Business	55.113	52.726	49.801	64,7%	62,3%	64,4%
- Síminn	47.379	46.287	41.207	55,6%	54,7%	53,3%
- Vodafone	30.858	29.557	29.561	36,2%	34,9%	38,3%
- 365	1.492	2.614	...	1,8%	3,1%	...
- Aðrir / Others	5.457	6.120	6.516	6,4%	7,2%	8,4%

Mynd 7. Markaðshlutdeild skipt eftir fyrirtækjum

Picture 7. Market share by companies



Farsímanet – Mobile network

Helstu stærðir á farsímaneti / Main indicators in mobile networks

Tafla 8. Helstu stærðir á farsímaneti

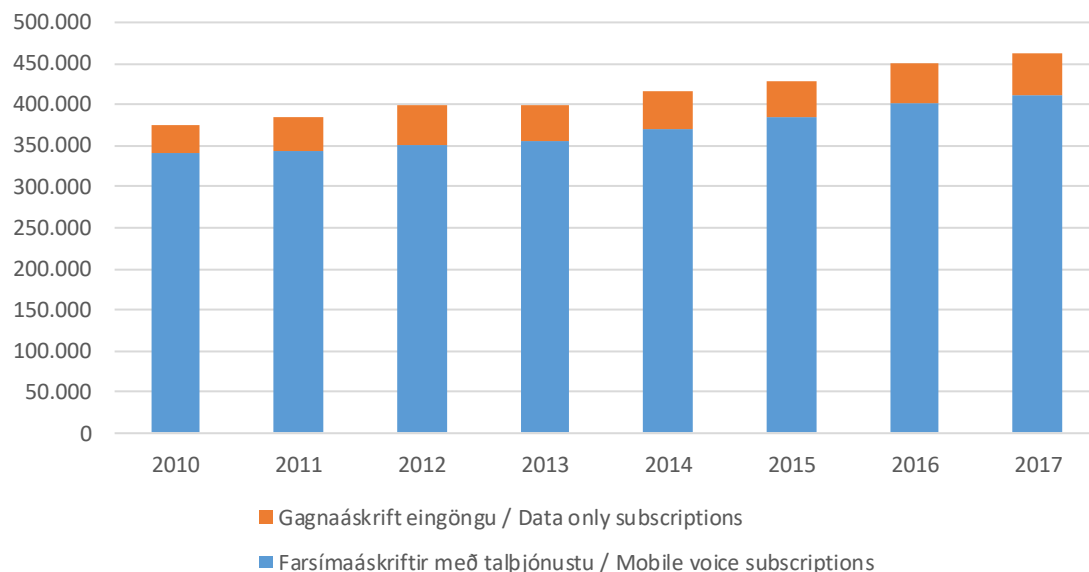
Table 8. Main indicators in mobile networks

	2015	2016	2017
Heildarfjöldi farsíma áskrifta / Total mobile subscriptions	429.169	450.839	462.026
Farsímaáskriftir með talþjónustu / Mobile voice	383.919	401.613	410.662
Gagnaáskrift eingöngu / Data only subscriptions	45.250	49.226	51.364
Fjöldi TÍT áskrifta / Number of M2M subscriptions	22.135	23.992	32.058
(1.000 mínútur / minutes)			
Fjöldi mínútna úr farsímum / Total minutes from mobile	796.676	827.220	856.411
(1.000 símtöl / calls)			
Fjöldi símtala úr farsímum / Total calls from mobile	336.344	336.068	330.239
(1.000 skilaboð / Messages)			
SMS skeyti send úr farsímum / SMS sent from mobile	194.451	178.503	174.077
MMS skeyti send úr farsímum / MMS sent from mobile	2.892	3.649	3.562

*TÍT=Tæki í tæki / *M2M=Machine to Machine

Mynd 8. Heildarfjöldi farsímaáskrifta

Picture 8. Total mobile subscriptions



Farsímanet - Mobile network

Heildarfjöldi áskrifta / Total subscriptions

Tafla 9. Heildarfjöldi áskrifta*

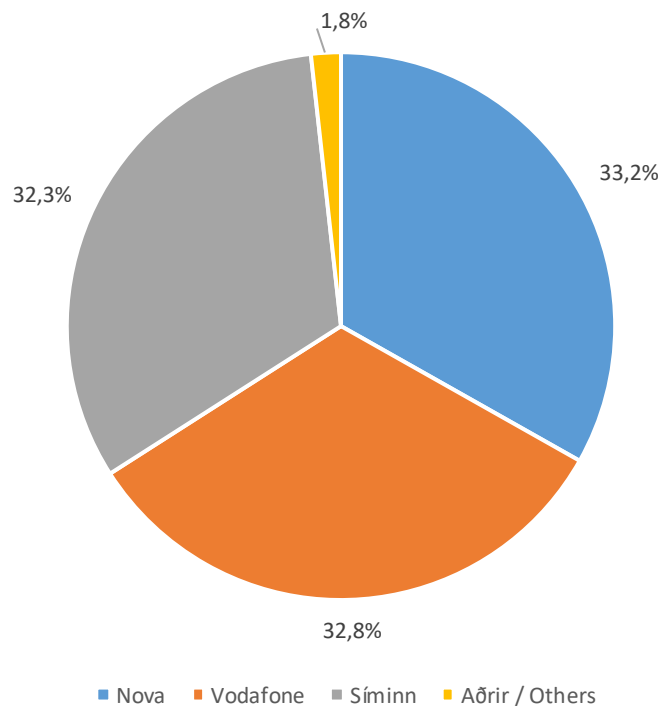
Table 9. Total subscriptions*

Í lok árs / End of	Fjöldi áskrifta Total subscriptions			Markaðshlutdeild Market share		
	2015	2016	2017	2015	2016	2017
Samtals / Total	429.169	450.839	462.026	100,0%	100,0%	100,0%
- Nova	145.734	153.185	153.324	34,0%	34,0%	33,2%
- Vodafone	120.609	129.028	151.359	28,1%	28,6%	32,8%
- Síminn	145.126	149.020	149.228	33,8%	33,1%	32,3%
- 365	14.497	14.608	...	3,4%	3,2%	...
- Aðrir / Others	3.203	4.998	8.115	0,7%	1,1%	1,8%

*Áskriftir fyrir tal og netþjónustu (netlyklar) á farneti. / *Standard voice subscriptions and data only (PC-card).

Mynd 9. Markaðshlutdeild skipt eftir fyrirtækjum

Picture 9. Market share by companies



Farsímanet - Mobile network

Heildarfjöldi áskrifta með talþjónustu / Mobile voice subscriptions

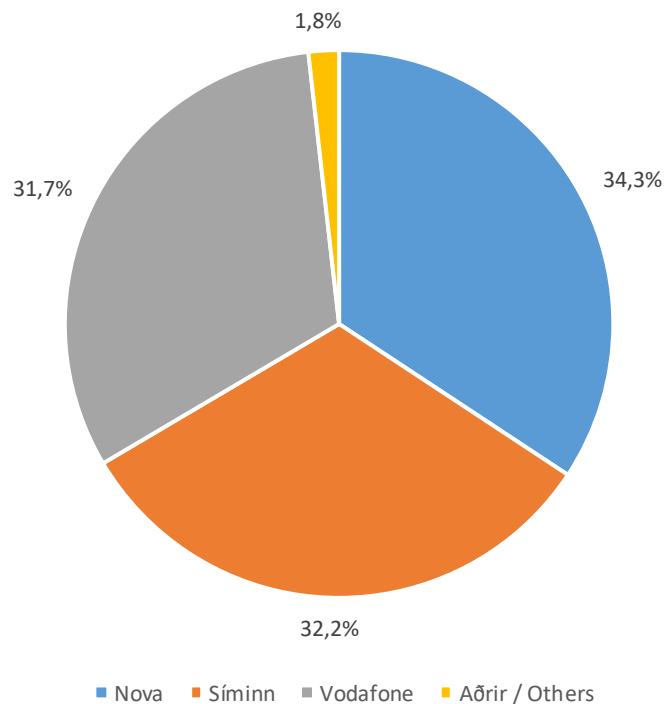
Tafla 10. Fjöldi áskrifta með talþjónustu

Table 10. Mobile voice subscriptions

Í lok árs / End of	Fjöldi áskrifta Total subscriptions			Markaðshlutdeild Market share		
	2015	2016	2017	2015	2016	2017
Samtals / Total	383.919	401.613	410.662	100,0%	100,0%	100,0%
- Nova	132.990	139.947	140.812	34,6%	34,8%	34,3%
- Síminn	128.252	130.734	132.291	33,4%	32,6%	32,2%
- Vodafone	105.376	111.743	130.190	27,4%	27,8%	31,7%
- 365	14.193	14.472	...	3,7%	3,6%	...
- Aðrir / Others	3.108	4.717	7.369	0,8%	1,2%	1,8%

Mynd 10. Markaðshlutdeild skipt eftir fyrirtækjum

Picture 10. Market share by companies



Farsímanet - Mobile network

Fastar áskriftir / Fixed subscriptions

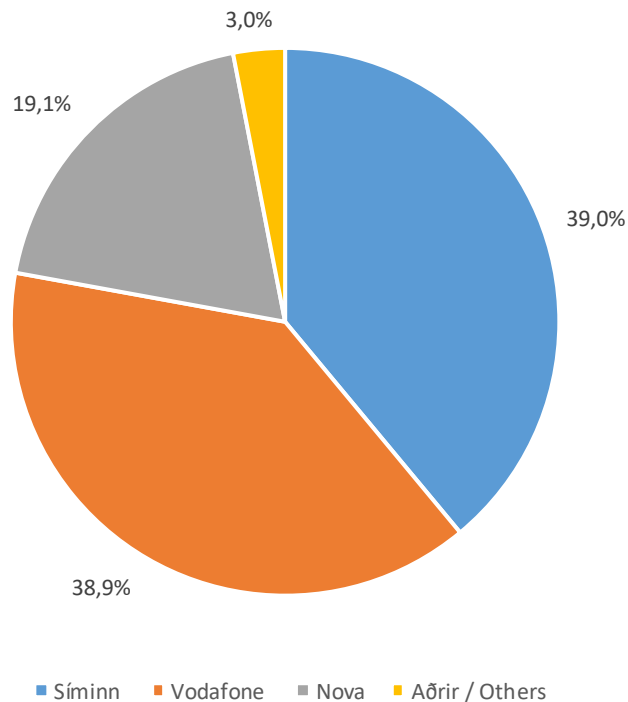
Tafla 11. Fastar áskriftir

Table 11. Fixed subscriptions

Í lok árs / End of	Fastar áskriftir Fixed subscriptions			Markaðshlutdeild Market share		
	2015	2016	2017	2015	2016	2017
Samtals / Total	221.778	231.524	241.903	100,0%	100,0%	100,0%
- Síminn	94.199	92.611	94.290	42,5%	40,0%	39,0%
- Vodafone	69.902	73.935	94.082	31,5%	31,9%	38,9%
- Nova	42.200	46.580	46.162	19,0%	20,1%	19,1%
- 365	12.540	13.681	...	5,7%	5,9%	...
- Aðrir / Others	2.937	4.717	7.369	1,3%	2,0%	3,0%

Mynd 11. Markaðshlutdeild skipt eftir fyrirtækjum

Picture 11. Market share by companies



Farsímanet - Mobile network

Fyrirframgreidd símakort / Pre-paid phone cards

Tafla 12. Fyrirframgreidd símakort*

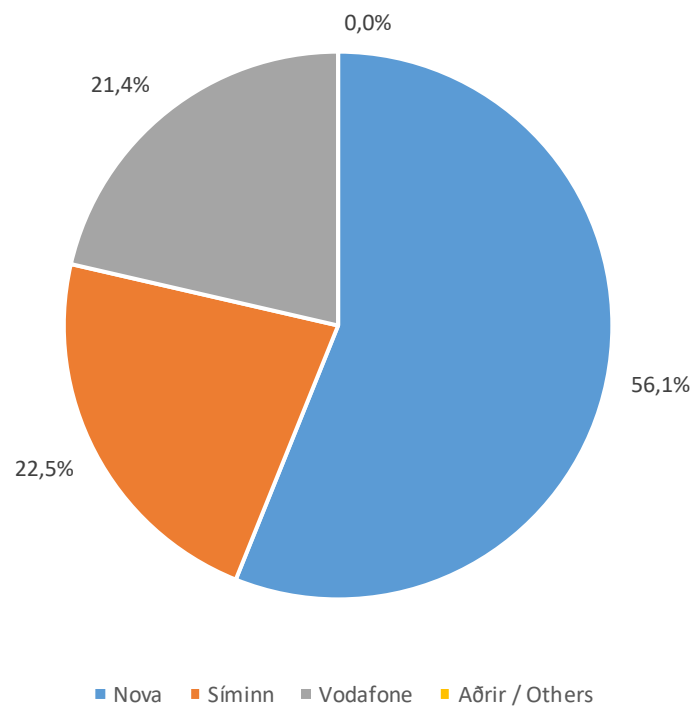
Table 12. Pre-paid phone cards*

Í lok árs / End of	Fyrirframgreidd símakort Pre-paid phone cards			Markaðshlutdeild Market share		
	2015	2016	2017	2015	2016	2017
Samtals / Total	162.141	170.089	168.759	100,0%	100,0%	100,0%
- Nova	90.790	93.367	94.650	56,0%	54,9%	56,1%
- Síminn	34.053	38.123	38.001	21,0%	22,4%	22,5%
- Vodafone	35.474	37.808	36.108	21,9%	22,2%	21,4%
- 365	1.653	791	...	1,0%	0,5%	...
- Aðrir / Others	171	0	0	0,1%	0,0%	0,0%

*Virkt síðustu 3 mánuði. / *Active in the last 3 months.

Mynd 12. Markaðshlutdeild skipt eftir fyrirtækjum

Picture 12. Market share by companies



Farsímanet - Mobile network

Virk símakort á farsímaneti / Active phone cards on mobile networks

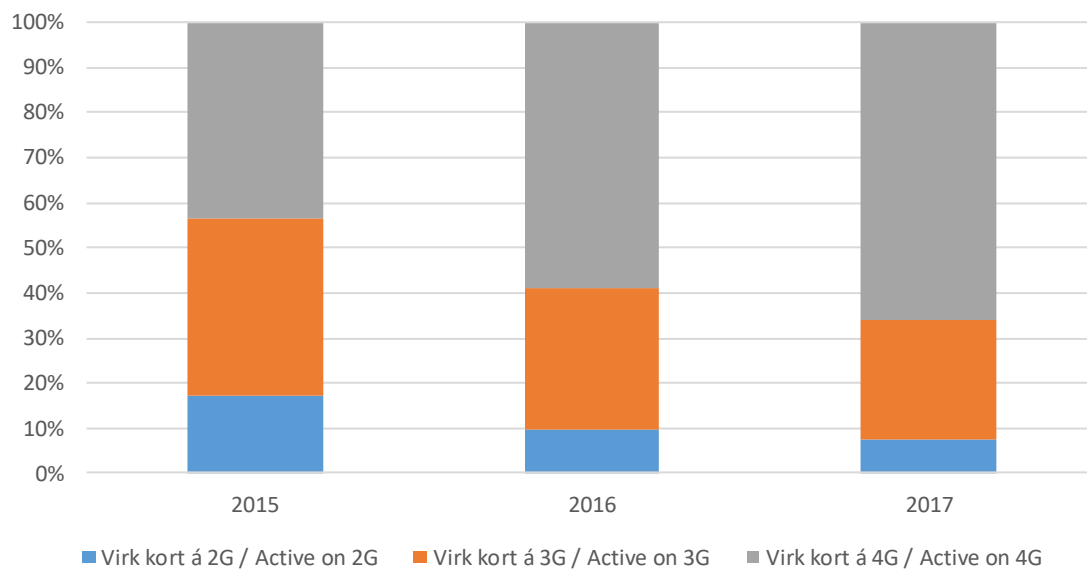
Tafla 13. Fjöldi virkra símakorta á farsímaneti

Table 13. Number of active phone cards on mobile networks

	Fjöldi virkra símakorta Active phone cards			Markaðshlutdeild Market share		
	2015	2016	2017	2015	2016	2017
Samtals / Total	429.169	450.839	462.026	100,0%	100,0%	100,0%
- Virk 2G / Active 2G	73.942	44.293	34.068	17,2%	9,8%	7,4%
- Virk 3G / Active 3G	169.244	140.092	122.516	39,4%	31,1%	26,5%
- Virk 4G / Active 4G	185.983	266.454	305.442	43,3%	59,1%	66,1%

Mynd 13. Hlutdeild skipt eftir tegund

Picture 13. Share by type



Farsímanet - Mobile network

Númeraflutningur / Portings

Tafla 14. Fjöldi númeraflutninga*

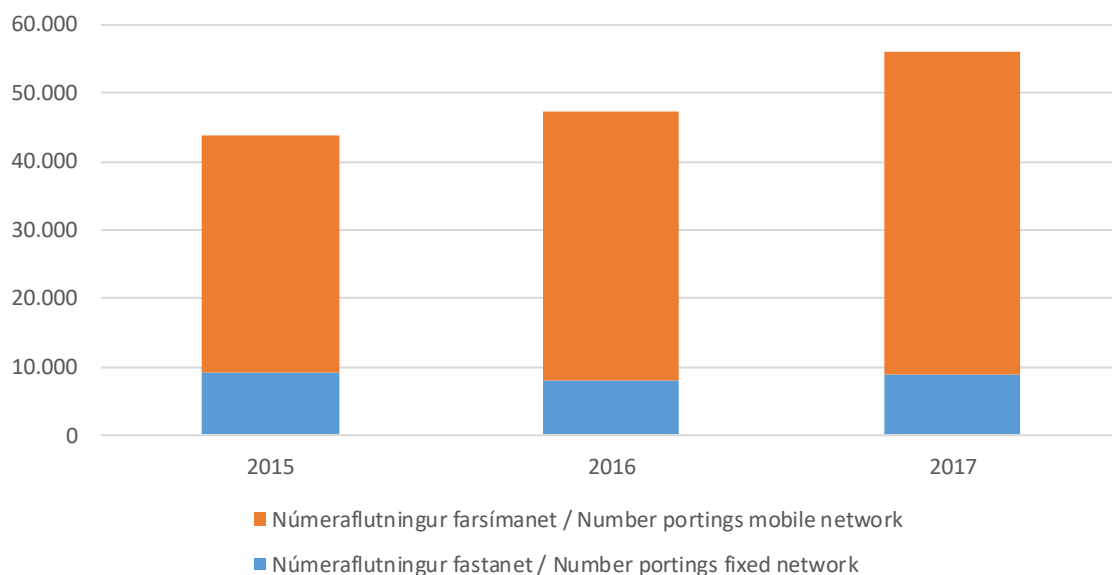
Table 14. Number of portings*

	Fjöldi númeraflutninga Number of portings		
	2015	2016	2017
Samtals / Total	43.912	47.383	56.082
- Númeraflutningur fastanet / Portings fixed network	9.135	8.038	8.819
- Númeraflutningur farsímanet / Portings mobile network	34.777	39.345	47.263

* Fráfarandi númer / * Outbound portings.
Heimild / Source: Hið íslenska númeraflutningsfélag ehf.

Mynd 14. Fjöldi númeraflutninga

Picture 14. Number of portings



Farsímanet - Mobile network

Fjöldi mínútna úr farsímum / Minutes from mobile phones

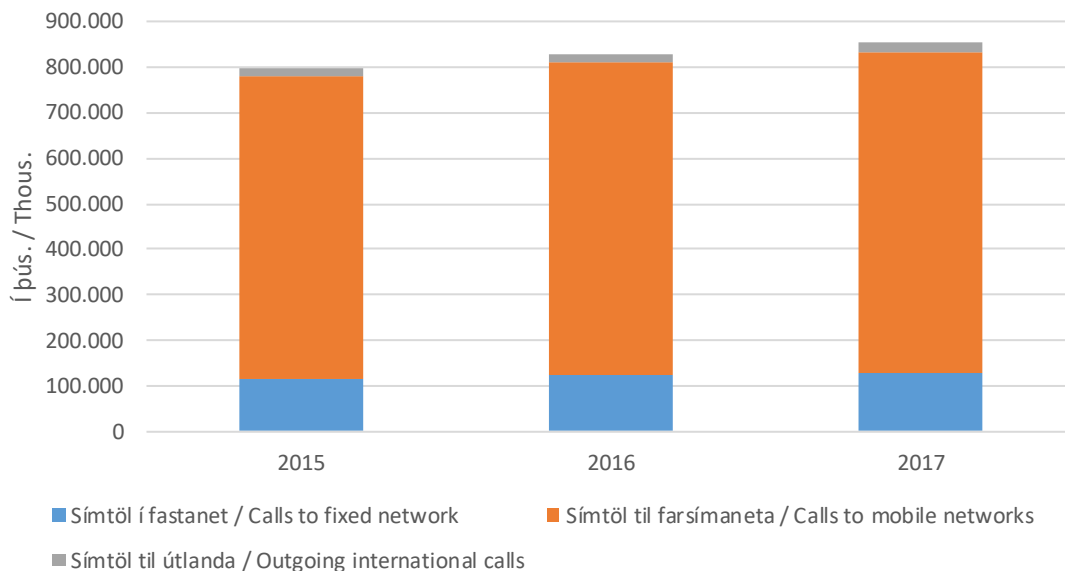
Tafla 15. Heildarfjöldi mínútna úr farsímum

Table 15. Total minutes from mobile phones

	Fjöldi Numbers		
	2015	2016	2017
(1.000 mínútur / minutes)			
Samtals / Total	796.676	827.220	856.411
- Símtöl í fastanet / Calls to fixed network	117.128	123.583	128.954
- Símtöl til farsímaneta / Calls to mobile networks	664.201	687.254	705.389
- Símtöl til útlanda / Outgoing international calls	15.347	16.382	22.068

Mynd 15. Heildarfjöldi mínútna úr farsímum

Picture 15. Total minutes from mobile phones



Farsímanet - Mobile network

Heildarfjöldi mínútna úr farsímum / Minutes from mobile phones

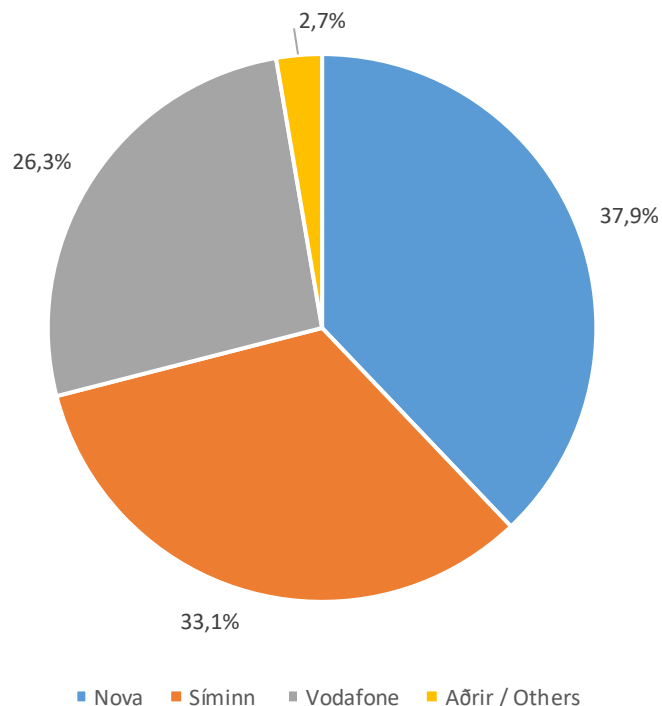
Tafla 16. Heildarfjöldi mínútna úr farsímum

Table 16. Total minutes from mobile phones

	Fjöldi Numbers			Markaðshlutdeild Market share		
	2015	2016	2017	2015	2016	2017
(1.000 mínútur / minutes)						
Samtals / Total	796.676	827.220	856.411	100,0%	100,0%	100,0%
- Nova	300.527	321.149	324.612	37,7%	38,8%	37,9%
- Síminn	272.802	275.630	283.402	34,2%	33,3%	33,1%
- Vodafone	191.376	192.166	225.374	24,0%	23,2%	26,3%
- 365	25.287	31.069	...	3,2%	3,8%	...
- Aðrir / Others	6.684	7.206	23.023	0,8%	0,9%	2,7%

Mynd 16. Markaðshlutdeild skipt eftir fyrirtækjum

Picture 16. Market share by companies



Farsímanet - Mobile network

Fjöldi mínútna úr farsímum til fastaneta / Minutes to fixed networks

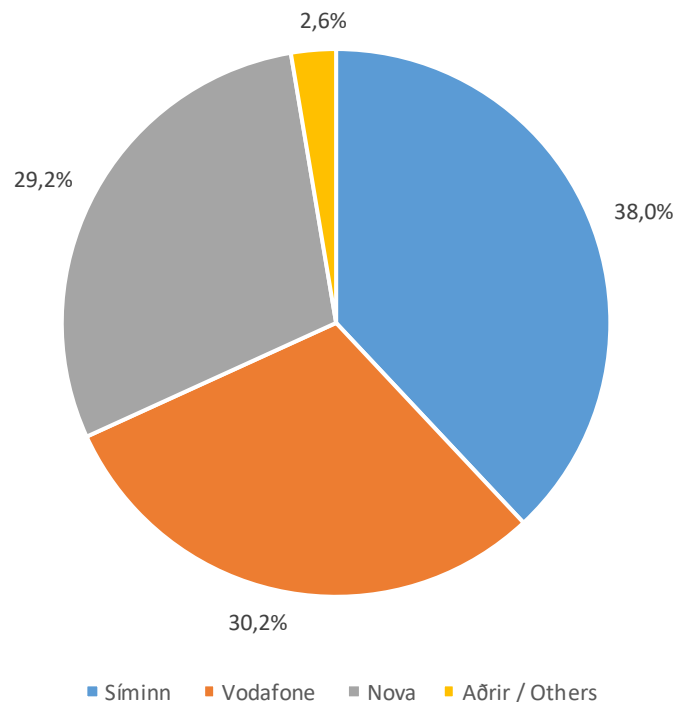
Tafla 17. Fjöldi mínútna úr farsímum til fastanets

Table 17. Total minutes from mobile to fixed network

	Fjöldi Numbers			Markaðshlutdeild Market share		
	2015	2016	2017	2015	2016	2017
(1.000 mínútur / minutes)						
Samtals / Total	117.128	123.583	128.954	100,0%	100,0%	100,0%
- Síminn	49.015	48.984	49.026	41,8%	39,6%	38,0%
- Vodafone	33.503	33.671	38.900	28,6%	27,2%	30,2%
- Nova	29.532	34.451	37.620	25,2%	27,9%	29,2%
- 365	3.946	5.273	...	3,4%	4,3%	...
- Aðrir / Others	1.132	1.204	3.407	1,0%	1,0%	2,6%

Mynd 17. Markaðshlutdeild skipt eftir fyrirtækjum

Picture 17. Market share by companies



Farsímanet - Mobile network

Fjöldi mínútna úr farsímum í farsíma / Minutes from mobile to mobile

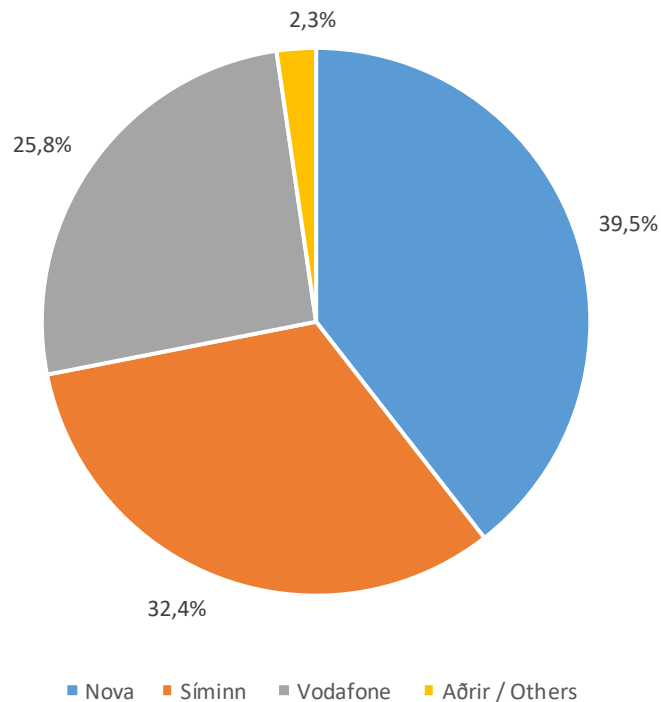
Tafla 18. Fjöldi mínútna úr farsímum í farsíma

Table 18. Total minutes from mobile to mobile

	Fjöldi Numbers			Markaðshlutdeild Market share		
	2015	2016	2017	2015	2016	2017
(1.000 mínútur / minutes)						
Samtals / Total	664.201	687.254	705.389	100,0%	100,0%	100,0%
- Nova	265.706	281.167	278.489	40,0%	40,9%	39,5%
- Síminn	218.516	220.887	228.745	32,9%	32,1%	32,4%
- Vodafone	153.715	154.250	181.863	23,1%	22,4%	25,8%
- 365	21.049	25.517	...	3,2%	3,7%	...
- Aðrir / Others	5.216	5.433	16.292	0,8%	0,8%	2,3%

Mynd 18. Markaðshlutdeild skipt eftir fyrirtækjum

Picture 18. Market share by companies



Farsímanet - Mobile network

Fjöldi mínútna úr farsímum til útlanda / Outgoing international calls

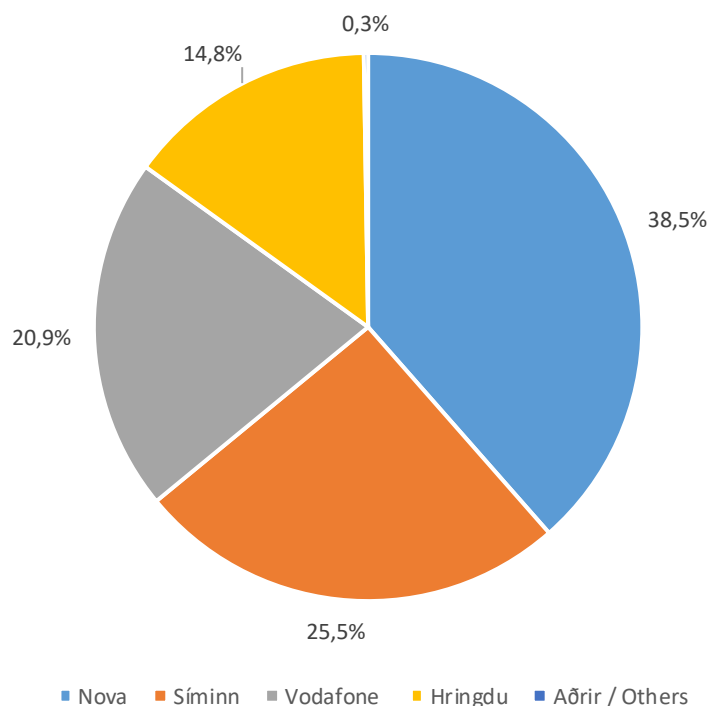
Tafla 19. Fjöldi mínútna úr farsímum til útlanda

Table 19. Total mobile outgoing international calls

	Fjöldi Numbers			Markaðshlutdeild Market share		
	2015	2016	2017	2015	2016	2017
(1.000 mínútur / minutes)						
Samtals / Total	15.347	16.382	22.068	100,0%	100,0%	100,0%
- Nova	5.290	5.531	8.503	34,5%	33,8%	38,5%
- Síminn	5.271	5.759	5.631	34,3%	35,2%	25,5%
- Vodafone	4.159	4.246	4.611	27,1%	25,9%	20,9%
- Hringdu	257	531	3.268	1,7%	3,2%	14,8%
- 365	291	278	...	1,9%	1,7%	...
- Aðrir / Others	79	38	55	0,5%	0,2%	0,3%

Mynd 19. Markaðshlutdeild skipt eftir fyrirtækjum

Picture 19. Market share by companies



Farsímanet - Mobile network

Fjöldi SMS og MMS / Number of SMS and MMS

Tafla 20. Fjöldi SMS og MMS skilaboða eftir fyrirtækjum*

Table 20. Total SMS and MMS messages by companies*

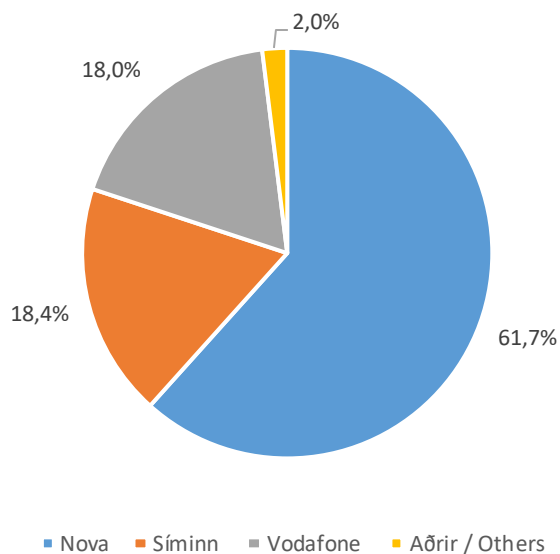
	SMS			Markaðshlutdeild Market share		
	2015	2016	2017	2015	2016	2017
(1.000 skilaboð / Messages)						
Samtals / Total	194.451	178.503	174.077	100,0%	100,0%	100,0%
- Nova	124.745	111.490	107.336	64,2%	62,5%	61,7%
- Síminn	34.369	33.322	32.033	17,7%	18,7%	18,4%
- Vodafone	30.548	28.249	31.299	15,7%	15,8%	18,0%
- 365	4.225	4.502	...	2,2%	2,5%	...
- Aðrir / Others	565	940	3.409	0,3%	0,5%	2,0%
MMS						
Samtals / Total	2.892	3.649	3.562	100,0%	100,0%	100,0%
- Nova	1.565	2.029	1.870	54,1%	55,6%	52,5%
- Vodafone	663	722	873	22,9%	19,8%	24,5%
- Síminn	614	822	771	21,2%	22,5%	21,7%
- 365	45	62	...	1,6%	1,7%	...
- Aðrir / Others	3	15	47	0,1%	0,4%	1,3%

*Einungis sendingar innan farsímanetsins. / *From mobile to mobile.

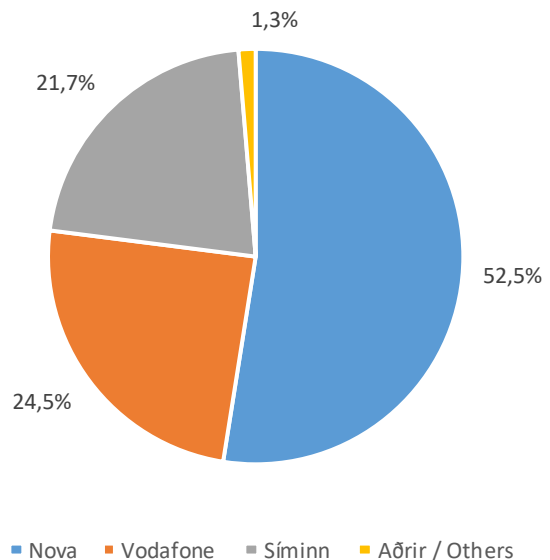
Mynd 20. Markaðshlutdeild skipt eftir fyrirtækjum

Picture 20. Market share by companies

SMS



MMS



Farsímanet - Mobile network

Fjöldi áskrifta fyrir netið í símann / Voice and data subscriptions

Tafla 21. Fjöldi áskrifta fyrir netið í farsímann*

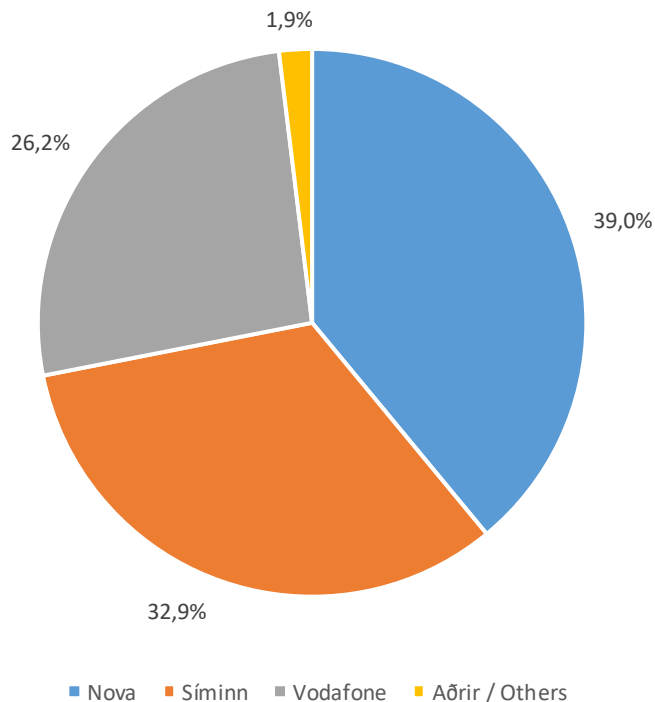
Table 21. Mobile broadband, number of voice and data subscriptions*

	Breiðbandstenging farsíma Mobile broadband			Markaðshlutdeild Market share		
	2015	2016	2017	2015	2016	2017
Samtals / Total	269.354	304.677	328.243	100,0%	100,0%	100,0%
- Nova	112.552	124.951	128.055	41,8%	41,0%	39,0%
- Síminn	82.696	93.997	107.974	30,7%	30,9%	32,9%
- Vodafone	61.770	70.383	85.858	22,9%	23,1%	26,2%
- 365	10.609	10.854	...	3,9%	3,6%	...
- Aðrir / Others	1.727	4.492	6.356	0,6%	1,5%	1,9%

*Áskriftir sem hafa notað netið í símann. / *Subscriptions which have used voice calls in addition to data traffic.

Mynd 21. Markaðshlutdeild skipt eftir fyrirtækjum

Picture 21. Market share by companies



Farsímanet - Mobile network

Netþjónusta á farsímaneti / Data only subscriptions

Tafla 22. Fjöldi áskrifta fyrir netþjónustu á farsímaneti*

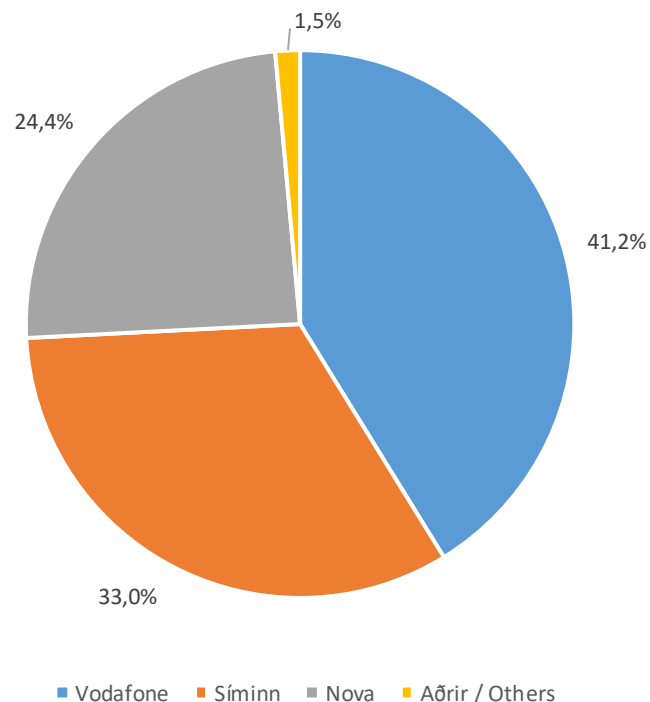
Table 22. Mobile broadband, number of data only subscriptions*

Í lok árs / End of	Breiðbandstenging farsíma Mobile broadband			Markaðshlutdeild Market share		
	2015	2016	2017	2015	2016	2017
Samtals / Total	45.250	49.226	51.364	100,0%	100,0%	100,0%
- Vodafone	15.233	17.285	21.169	33,7%	35,1%	41,2%
- Síminn	16.874	18.286	16.937	37,3%	37,1%	33,0%
- Nova	12.744	13.238	12.512	28,2%	26,9%	24,4%
- 365	304	136	...	0,7%	0,3%	...
- Aðrir / Others	95	281	746	0,2%	0,6%	1,5%

*Áskriftir sem heimila eingöngu gagnamagn (netlykill). / *Subscriptions with data only on mobile networks.

Mynd 22. Markaðshlutdeild skipt eftir fyrirtækjum

Picture 22. Market share by companies



Farsímanet - Mobile network

Gagnamagn á farsímaneti / Data traffic in mobile networks

Tafla 23. Gagnamagn á farsímaneti*

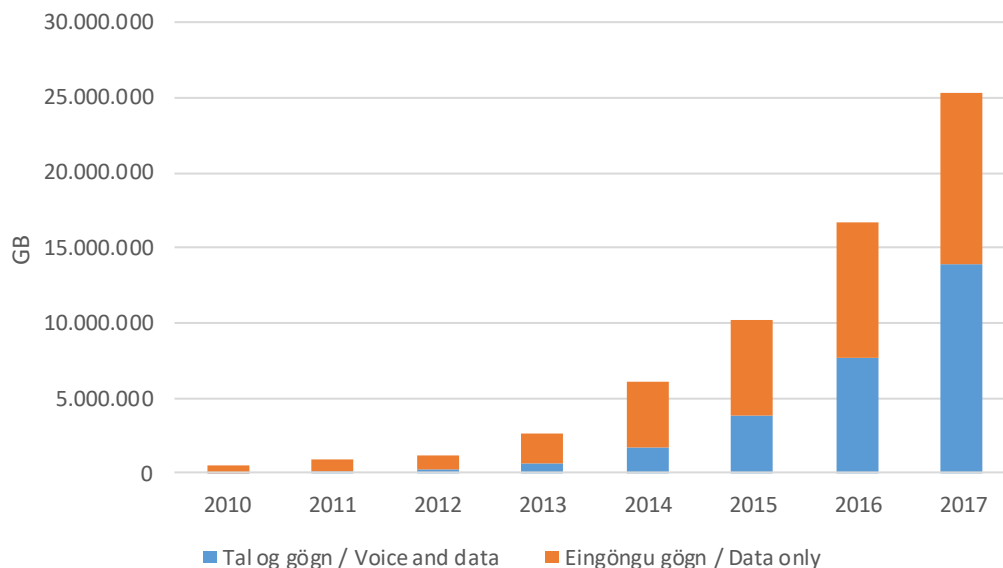
Table 23. Data traffic in mobile networks*

	Farsímanet / gögn Mobile network / Data			Markaðshlutdeild Market share		
	2015	2016	2017	2015	2016	2017
GB						
Samtals / Total	10.225.075	16.652.368	25.365.262	100,0%	100,0%	100,0%
- Tal og gögn / Voice and data	3.805.369	7.664.438	13.916.019	37,2%	46,0%	54,9%
- Eingöngu gögn / Data only	6.419.706	8.987.930	11.449.243	62,8%	54,0%	45,1%

*Gagnamagn fyrir netið í símann og netþjónustu á farneti. / *Data traffic for standard mobile and data only.

Mynd 23. Gagnamagn á farsímaneti

Picture 23. Data traffic in mobile networks



Farsímanet - Mobile network

Gagnamagn á farsímaneti / Data traffic in mobile networks

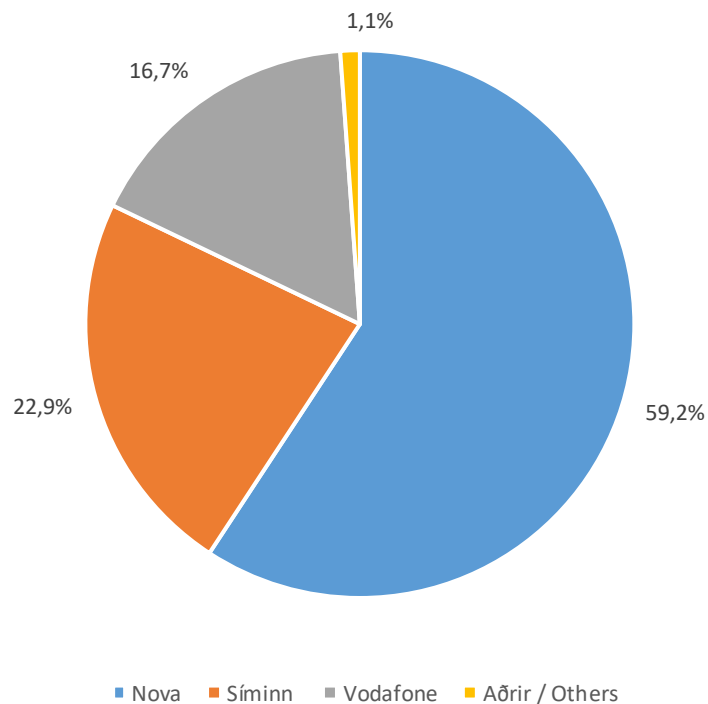
Tafla 24. Gagnamagn á farsímaneti

Table 24. Data traffic in mobile networks

	Farsímanet / Gagnamagn Mobile network / Data traffic			Markaðshlutdeild Market share		
	2015	2016	2017	2015	2016	2017
GB						
Samtals / Total	10.225.075	16.652.368	25.365.262	100,0%	100,0%	100,0%
- Nova	7.283.791	11.074.946	15.025.716	71,2%	66,5%	59,2%
- Síminn	1.701.737	3.240.613	5.809.276	16,6%	19,5%	22,9%
- Vodafone	1.069.767	1.860.345	4.239.922	10,5%	11,2%	16,7%
- 365	160.480	447.557	...	1,6%	2,7%	...
- Aðrir / Others	9.299	28.908	290.348	0,1%	0,2%	1,1%

Mynd 24. Markaðshlutdeild skipt eftir fyrirtækjum

Picture 24. Market share by companies



Farsímanet - Mobile network

Gagnamagn, netið í símann / Data traffic, voice and data

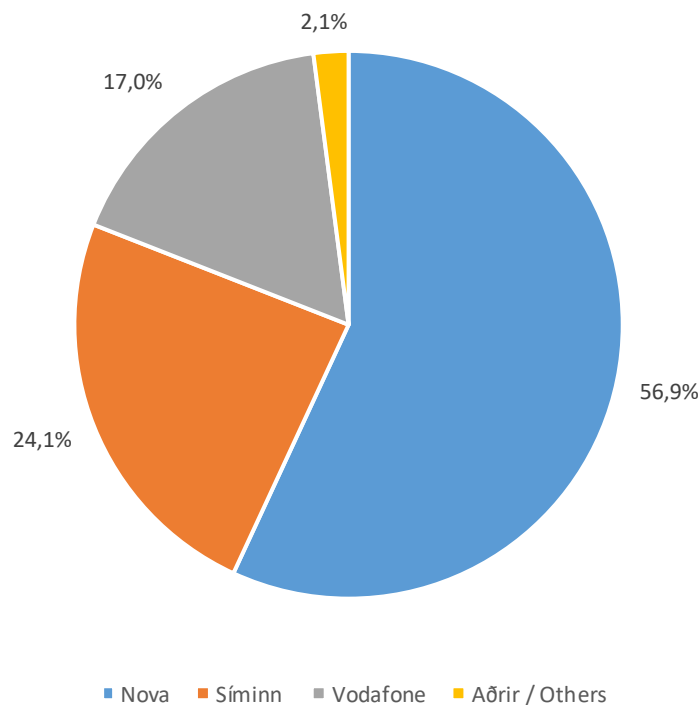
Tafla 25. Gagnamagn, netið í farsímann

Table 25. Data traffic in mobile networks, voice and data

	Farsímanet / Tal og gögn Mobile network / Voice and data			Markaðshlutdeild Market share		
	2015	2016	2017	2015	2016	2017
GB						
Samtals / Total	3.805.369	7.664.438	13.916.019	100,0%	100,0%	100,0%
- Nova	2.459.800	4.890.432	7.918.526	64,6%	63,8%	56,9%
- Síminn	695.838	1.506.781	3.347.986	18,3%	19,7%	24,1%
- Vodafone	485.883	792.327	2.363.483	12,8%	10,3%	17,0%
- 365	155.797	446.491	...	4,1%	5,8%	...
- Aðrir / Others	8.051	28.406	286.025	0,2%	0,4%	2,1%

Mynd 25. Markaðshlutdeild skipt eftir fyrirtækjum

Picture 25. Market share by companies



Farsímanet - Mobile network

Gagnamagn, eingöngu gagnaáskrift / Data traffic, only data subscriptions

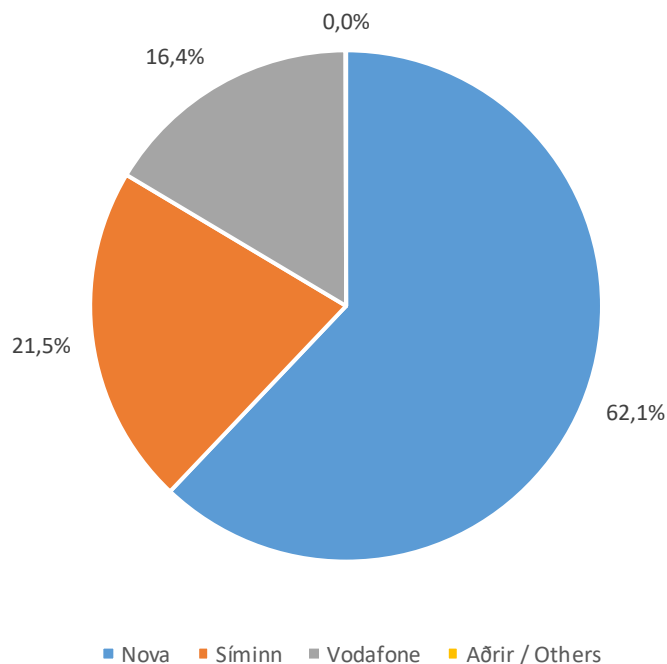
Tafla 26. Gagnamagn, eingöngu gagnaáskrift

Table 26. Data traffic in mobile networks, data only subscriptions

	Farsímanet / Eingöngu gögn Mobile network / Data only			Markaðshlutdeild Market share		
	2015	2016	2017	2015	2016	2017
GB						
Samtals / Total	6.419.706	8.987.930	11.449.243	100,0%	100,0%	100,0%
- Nova	4.823.992	6.184.514	7.107.190	75,1%	68,8%	62,1%
- Síminn	1.005.898	1.733.831	2.461.290	15,7%	19,3%	21,5%
- Vodafone	583.885	1.068.018	1.876.440	9,1%	11,9%	16,4%
- 365	4.683	1.065	...	0,1%	0,0%	...
- Aðrir / Others	1.248	502	4.324	0,0%	0,0%	0,0%

Mynd 26. Markaðshlutdeild skipt eftir fyrirtækjum

Picture 26. Market share by companies



Internetið – Internet

Fjöldi internettinga / Internet subscriptions

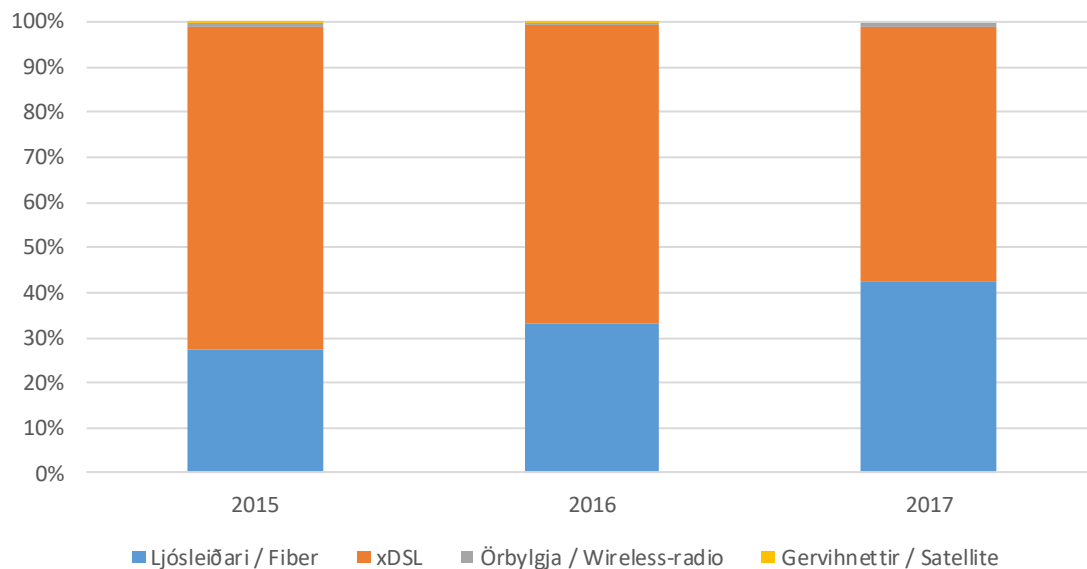
Tafla 27. Fjöldi tenginga eftir tegund

Table 27. Total subscriptions by type

Í lok árs / End of	2015	2016	2017
Samtals / Total	124.436	128.023	133.574
- Ljósleiðari / Fiber	33.962	42.352	56.649
- xDSL	89.453	84.846	75.631
- Örbylgja / Wireless-radio	982	793	1.294
- Gervihnettir / Satellite	39	32	0

Mynd 27. Hlutfall tenginga eftir tegund

Picture 27. Connection rate by type



Internetið - Internet

Internettengingar eftir fyrirtækjum / Internet connections by companies

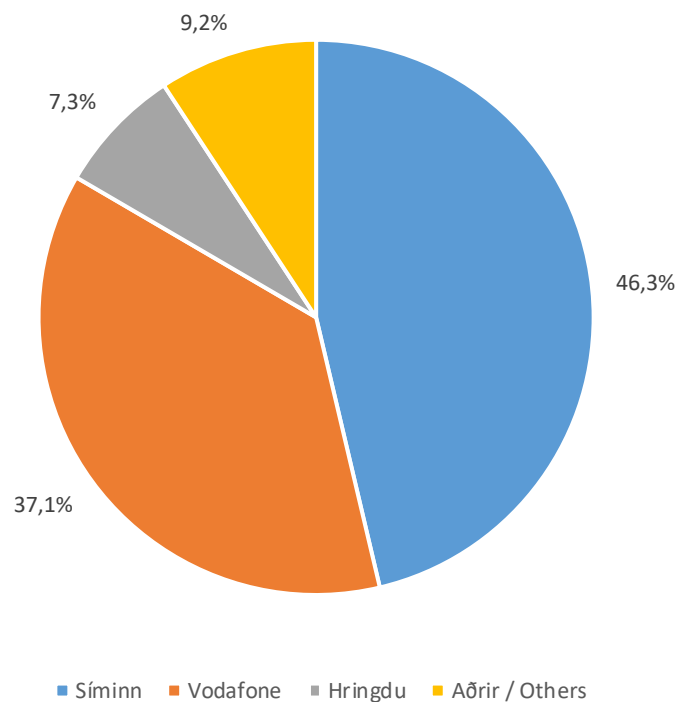
Tafla 28. Fjöldi internettenginga eftir fyrirtækjum

Table 28. Total subscriptions by companies

Í lok árs / End of	Fjöldi Number			Markaðshlutdeild Market share		
	2015	2016	2017	2015	2016	2017
Samtals / Total	124.436	128.023	133.574	100,0%	100,0%	100,0%
- Síminn	60.719	61.328	61.857	48,8%	47,9%	46,3%
- Vodafone	36.026	35.623	49.557	29,0%	27,8%	37,1%
- Hringdu	6.741	8.748	9.817	5,4%	6,8%	7,3%
- 365	15.665	14.960	...	12,6%	11,7%	...
- Aðrir / Others	5.285	7.364	12.343	4,2%	5,8%	9,2%

Mynd 28. Markaðshlutdeild skipt eftir fyrirtækjum

Picture 28. Market share by companies



Internetið - Internet

Fjöldi xDSL internettenginga / xDSL subscriptions

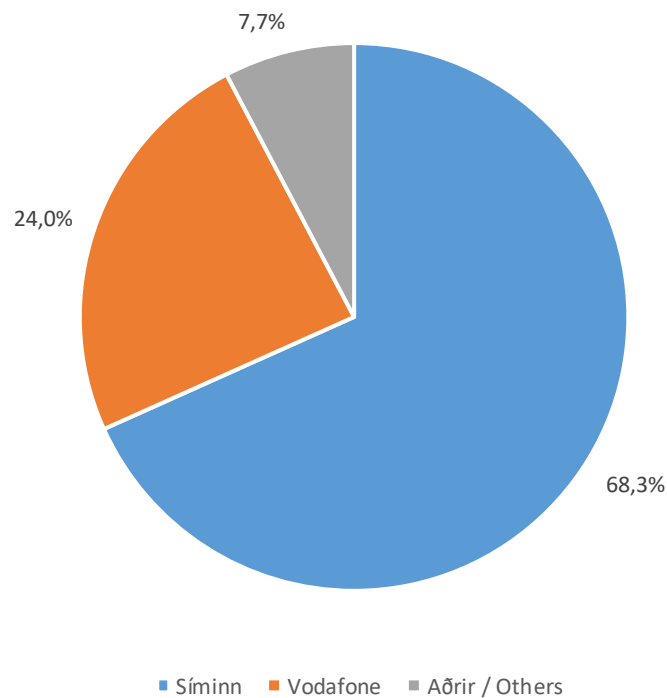
Tafla 29. Fjöldi xDSL tenginga eftir fyrirtækjum

Table 29. Total xDSL subscriptions by companies

Í lok árs / End of	Fjöldi Number			Markaðshlutdeild Market share		
	2015	2016	2017	2015	2016	2017
Samtals / Total	89.453	84.846	75.631	100,0%	100,0%	100,0%
- Síminn	58.281	57.249	51.646	65,2%	67,5%	68,3%
- Vodafone	15.570	13.028	18.161	17,4%	15,4%	24,0%
- 365	9.967	8.436	...	11,1%	9,9%	...
- Aðrir / Others	5.635	6.133	5.824	6,3%	7,2%	7,7%

Mynd 29. Markaðshlutdeild skipt eftir fyrirtækjum

Picture 29. Market share by companies



Internetið - Internet

Fjöldi ljósleiðara internettenginga / Fiber connections

Tafla 30. Fjöldi ljósleiðara internettenginga*

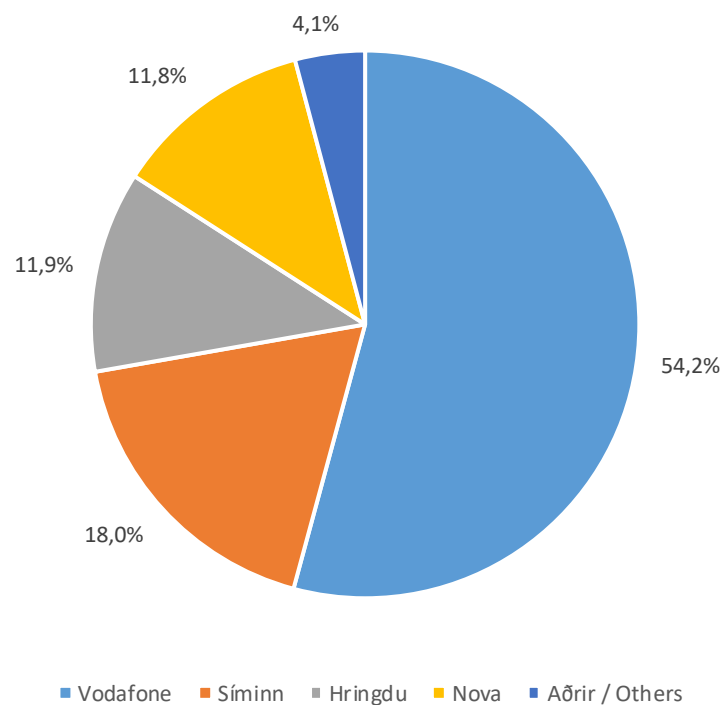
Table 30. Total fiber internet connections*

Í lok árs / End of	Fjöldi Number			Markaðshlutdeild Market share		
	2015	2016	2017	2015	2016	2017
Samtals / Total	33.962	42.352	56.649	100,0%	100,0%	100,0%
- Vodafone	20.456	22.595	30.706	60,2%	53,4%	54,2%
- Síminn	2.409	4.055	10.211	7,1%	9,6%	18,0%
- Hringdu	4.168	5.599	6.727	12,3%	13,2%	11,9%
- Nova	...	1.947	6.671	...	4,6%	11,8%
- 365	5.068	6.034	...	14,9%	14,2%	...
- Aðrir / Others	1.861	2.122	2.334	5,5%	5,0%	4,1%

*Ljósleiðari að heimili eða byggingu. / *Fiber to home or building.

Mynd 30. Markaðshlutdeild skipt eftir fyrirtækjum

Picture 30. Market share by companies



Internetið - Internet

Fjöldi xDSL og ljósleiðara internettenginga / xDSL and fiber connections

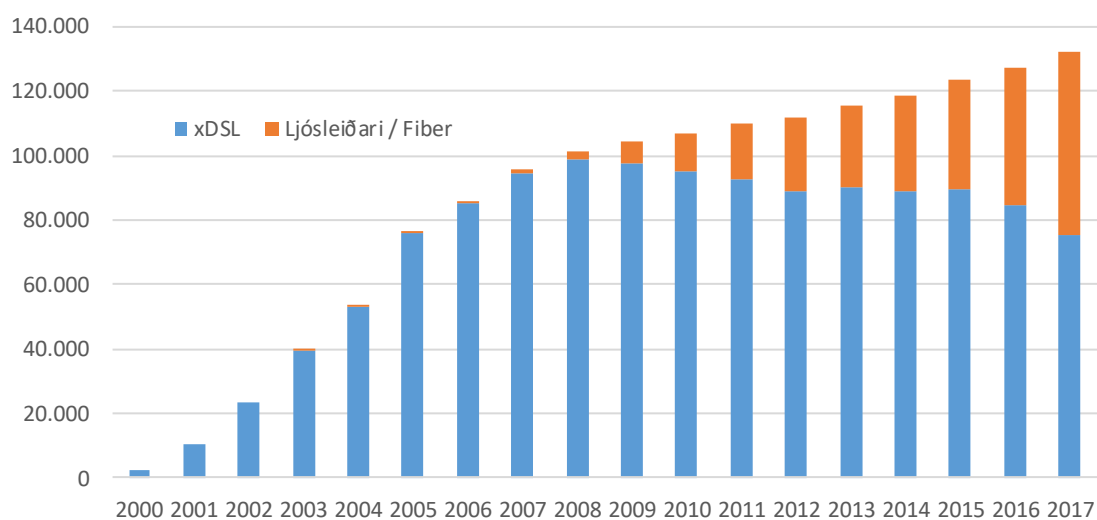
Tafla 31. Fjöldi xDSL og ljósleiðara internettenginga

Table 31. Total xDSL and fiber internet connections

	xDSL	Ljósleiðari / Fiber	Hlutfall ljósleiðari % Fiber ratio %
2000	2.591	...	
2001	10.618	...	
2002	23.484	...	
2003	39.502	60	0,2%
2004	53.264	92	0,2%
2005	75.897	204	0,3%
2006	85.280	668	0,8%
2007	94.630	1.218	1,3%
2008	98.762	2.615	2,6%
2009	97.862	6.908	6,6%
2010	95.448	11.563	10,8%
2011	92.745	17.265	15,7%
2012	89.123	22.521	20,2%
2013	90.090	25.736	22,2%
2014	88.799	29.692	25,1%
2015	89.453	33.962	27,5%
2016	84.846	42.352	33,3%
2017	75.631	56.649	42,8%

Mynd 31. Fjöldi xDSL og ljósleiðara internettenginga

Picture 31. Total xDSL and fiber internet connection



Internetið - Internet

Fjöldi tenginga eftir niðurhalshraða / Internet downstream speeds

Tafla 32. Fjöldi tenginga eftir niðurhalshraða*

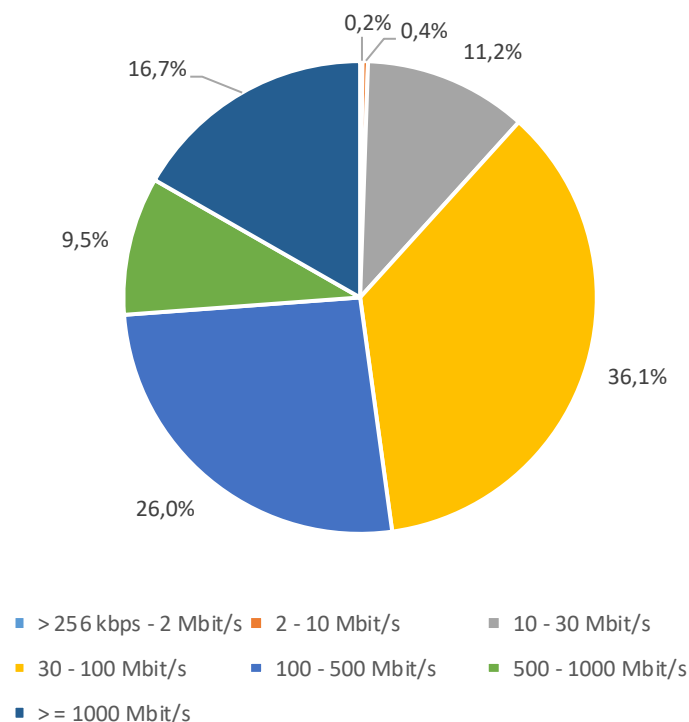
Table 32. Total subscriptions by downstream speeds*

	Fjöldi Number			Markaðshlutdeild Market share		
	2015	2016	2017	2015	2016	2017
Samtals / Total	124.436	128.023	133.574	100,0%	100,0%	100,0%
- > 256 kbps - 2 Mbit/s	241	414	217	0,2%	0,3%	0,2%
- 2 - 10 Mbit/s	1.028	879	501	0,8%	0,7%	0,4%
- 10 - 30 Mbit/s	20.367	18.443	14.906	16,4%	14,4%	11,2%
- 30 - 100 Mbit/s	72.727	50.758	48.266	58,4%	39,6%	36,1%
- 100 - 500 Mbit/s	30.073	52.019	34.727	24,2%	40,6%	26,0%
- 500 - 1000 Mbit/s	...	3.249	12.623	...	2,5%	9,5%
- > = 1000 Mbit/s	...	2.261	22.334	...	1,8%	16,7%

*Auglýstur hraði. / *Advertised speed.

Mynd 32. Hlutfall tenginga eftir niðurhalshraða tengingar

Picture 32. Total subscriptions by downstream speeds



Internetið - Internet

Fjöldi tenginga eftir upphalshraða / Internet upstream speeds

Tafla 33. Fjöldi tenginga eftir upphalshraða*

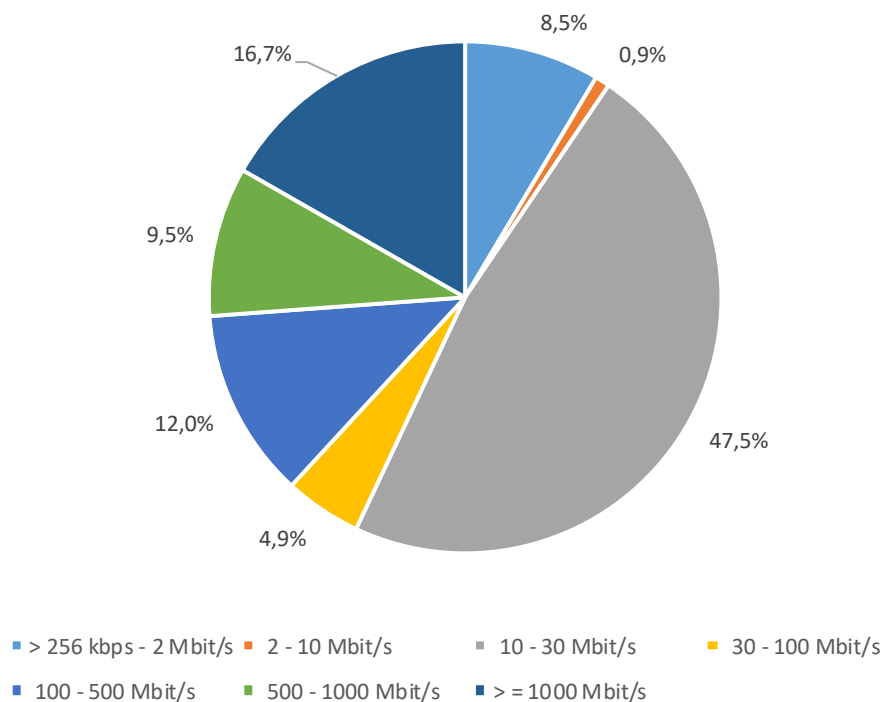
Table 33. Total subscriptions by upstream speeds*

	Fjöldi Number			Markaðshlutdeild Market share		
	2015	2016	2017	2015	2016	2017
Samtals / Total	124.436	128.023	133.574	100,0%	100,0%	100,0%
- > 256 kbps - 2 Mbit/s	19.940	15.096	11.413	16,0%	11,8%	8,5%
- 2 - 10 Mbit/s	1.411	1.852	1.234	1,1%	1,4%	0,9%
- 10 - 30 Mbit/s	68.925	68.838	63.482	55,4%	53,8%	47,5%
- 30 - 100 Mbit/s	4.089	7.197	6.480	3,3%	5,6%	4,9%
- 100 - 500 Mbit/s	30.071	29.530	16.008	24,2%	23,1%	12,0%
- 500 - 1000 Mbit/s	...	3.249	12.623	...	2,5%	9,5%
- > = 1000 Mbit/s	...	2.261	22.334	...	1,8%	16,7%

*Auglýstur hraði. / *Advertised speed.

Mynd 33. Hlutfall tenginga eftir upphalshalshraða tengingar

Picture 33. Total subscriptions by upstream speeds



Internetið - Internet

Heildarfjöldi áskrifenda með IPTV / IPTV subscriptions

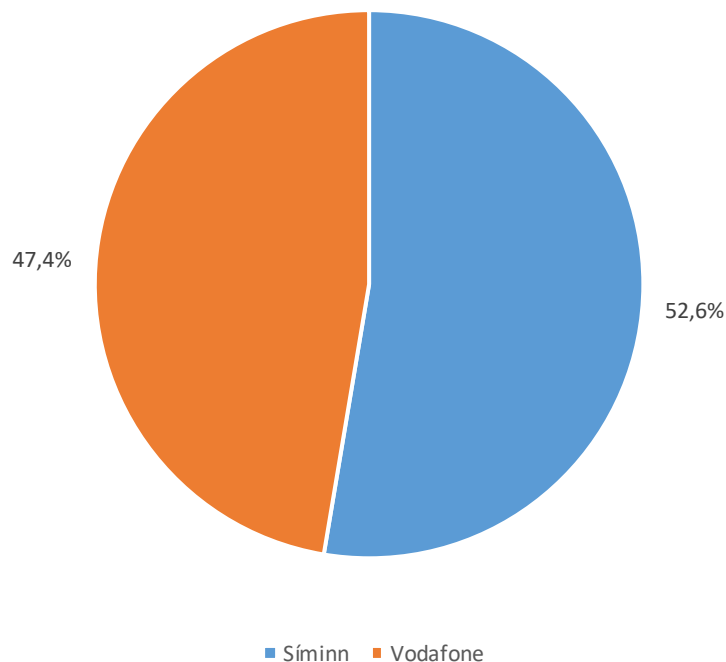
Tafla 34. Heildarfjöldi áskrifenda með sjónvarp yfir IP-net

Table 34. Number of IPTV subscriptions

Í lok árs / End of	Fjöldi Number			Markaðshlutdeild Market share		
	2015	2016	2017	2015	2016	2017
Samtals / Total	94.355	99.091	107.389	100,0%	100,0%	100,0%
- xDSL	68.202	66.053	62.522	72,3%	66,7%	58,2%
- Ljósleiðari / Fiber	26.153	33.038	44.867	27,7%	33,3%	41,8%
- Síminn	54.244	55.471	56.534	57,5%	56,0%	52,6%
- Vodafone	34.707	38.135	50.855	36,8%	38,5%	47,4%
- 365	5.404	5.485	...	5,7%	5,5%	...

Mynd 34. Markaðshlutdeild skipt eftir fyrirtækjum

Picture 34. Market share by companies



Velta og fjárfesting – Revenue and Investment

Heildartekjur eftir fjarskiptastarfsemi / Income from telecommunication

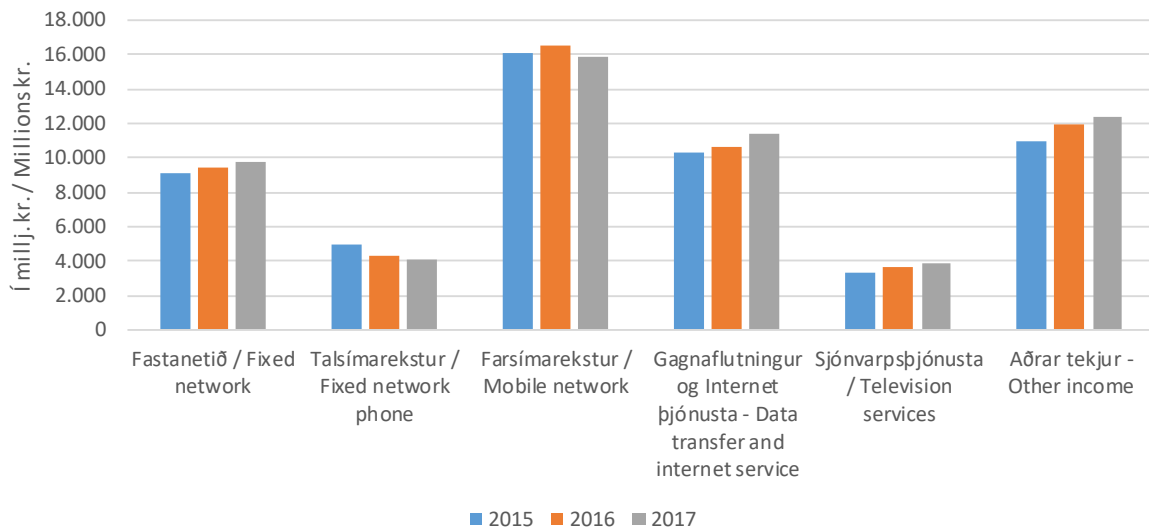
Tafla 35. Heildartekjur eftir fjarskiptastarfsemi

Table 35. Total income from telecommunication

	2015	2016	2017
Í milljónum króna / In millions of krónur			
Samtals / Total	54.834	56.600	57.392
- Fastanetið / Fixed network	9.153	9.453	9.776
- Talsímarekstur / Fixed network phone	4.935	4.322	4.062
- Farsímarekstur / Mobile network	16.131	16.510	15.893
- Gagnafl. og Internet þjón. / Data transfer and Internet service	10.340	10.670	11.408
- Sjónvarpsþjónusta / Television services	3.329	3.680	3.849
- Aðrar tekjur / Other income	10.946	11.964	12.404

Mynd 35. Heildartekjur eftir fjarskiptastarfsemi

Picture 35. Total income from telecommunication



Velta og fjárfesting – Revenue and Investment

Fjárfestingar eftir fjarskiptastarfsemi / Investment in telecommunication

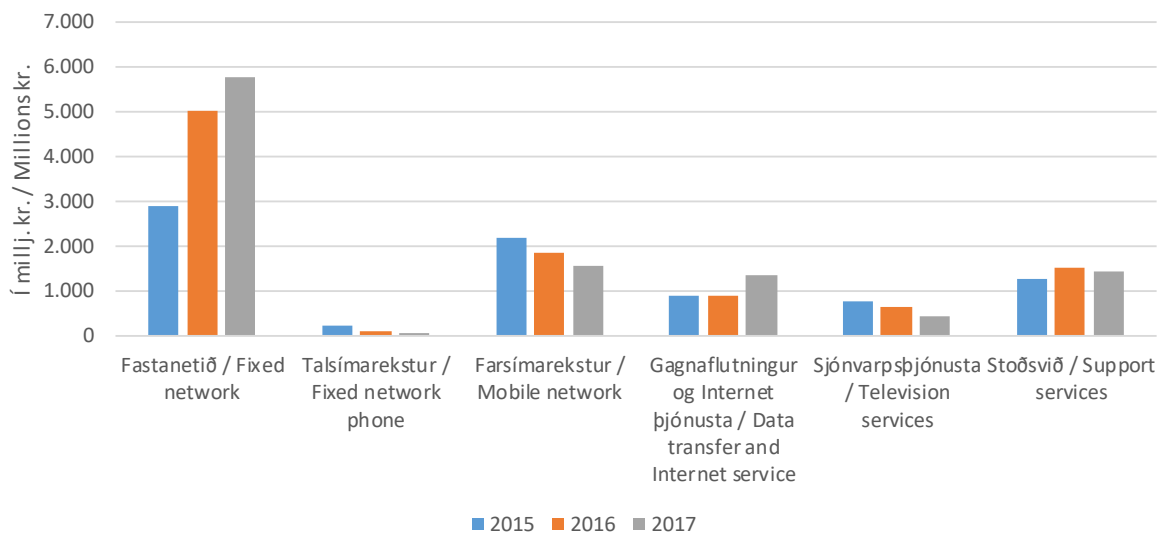
Tafla 36. Fjárfestingar eftir fjarskiptastarfsemi

Table 36. Investment in telecommunication

	2015	2016	2017
Í milljónum króna / In millions of krónur			
Samtals / Total	8.217	10.039	10.660
- Fastanetið / Fixed network	2.889	5.036	5.790
- Talsímarekstur / Fixed network phone	210	110	70
- Farsímarekstur / Mobile network	2.183	1.857	1.567
- Gagnafl. og Internet þjón. / Data transfer and Internet service	896	905	1.361
- Sjónvarpsþjónusta / Television services	755	631	442
- Stoðsvið / Support services	1.284	1.500	1.428

Mynd 36. Fjárfestingar eftir fjarskiptastarfsemi

Picture 36. Investment in telecommunication



Skráð fyrirtæki – Registered Operators

Skráð fjarskiptafyrirtæki	Tegund starfsemi
1819 Nýr valkostur ehf.	Upplýsingaþjónusta um símanúmer/ <i>Directory enquiry service</i>
365-miðlar ehf.	Farsíma- og gagnaflutningsþjónusta/ <i>Mobile and data transmission service</i>
Advania hf.	Gagnaflutningsþjónusta/ <i>Data transmission service</i>
Alterná Tel ehf.	Talsíma-, farsíma- og gagnaflutningsþjónusta/ <i>Voice telephony, mobile and data transmission</i>
Alza ehf.	Gagnaflutningsþjónusta um þráðlaus- og fastanet/ <i>Data transmission service via fixed and wireless electronic communication networks</i>
Alþingi	Hljóðvarps og/eða sjónvarpsdreifing/ <i>Transmission of radio and television signal</i>
Austurljós ehf.	Gagnaflutningsnet og þjónusta/ <i>Data transmission and service</i>
Ábótinn ehf.	Gagnaflutningsnet og –þjónusta/ <i>Data transmission and service</i>
Árvakur hf.	Upplýsingaþjónusta um símanúmer/ <i>Directory enquiry service</i>
Ásaljós	Rekstur fastlínu fjarskiptanets/ <i>Operation of fixed electronic communication network</i>
Backbone ehf.	Gagnaflutningsnet og –þjónusta/ <i>Data transmission and service</i>
Bloomberg Finance L.P.	Leigulínuþjónusta og almennt fjarskiptanet/ <i>Leased line and network</i>
Boðleið þjónusta ehf.	Talsímaþjónusta, farsímaþjónusta og rekstur fastlínu fjarskiptanets/ <i>Voice telephony, mobile telephony and operation of fixed data transmission network</i>
Brimrún ehf.	Gagnaflutningsþjónustu um gervitungl/ <i>Data transmission via satellite</i>
BT Solutions Limited, útibú á Íslandi	Gagnaflutningsþjónusta/ <i>Data transmission services</i>
Colt Technology Services AB	Gagnaflutningsþjónusta/ <i>Data transmission services</i>
Comprehensive Nuclear Test Ban Organisation (CTBTO)	Gagnaflutningsþjónusta um gervihnött/ <i>Data transmission via satellite</i>
Dalaveitur ehf.	Rekstur fastlínu fjarskiptanets/ <i>Operation of fixed electronic communications network</i>
DataBox ehf.	Talsímaþjónusta og fjarskiptanet/ <i>Voice telephony and network</i>
Datacell ehf.	Gagnaflutningsþjónusta/ <i>Data transmission services</i>
Davið og Gólfat ehf.	Talsíma- og gagnaflutningsþjónusta/ <i>Voice telephony and data transmission</i>

DCN Hub ehf.	Farsíma- og gagnaflutningsþjónusta/ <i>Mobile and data transmission services</i>
DVD-Margmiðlun ehf.	Rekstur breiðbandskerfis fyrir útvarpsdreifingu/ <i>Broadcast cable network</i>
Equant á Islandi ehf.	Gagnaflutningsþjónusta/ <i>Data transmission service</i>
Eyja- og Miklaholts- hreppur	Rekstur fastlínu fjarskiptanets/ <i>Fixed data transmission network</i>
Factor ehf.	Gagnaflutningsnet- og gagnaflutningsþjónusta/ <i>Data transmission and service</i>
Farice ehf.	Sæstrengur/ <i>Submarine cable</i>
Feris ehf.	Gagnaflutningsþjónusta/ <i>Data transmission service</i>
Fjarskiptafélag Mývanssveitar ehf.	Gagnaflutningsþjónusta um fastanet/ <i>Data transmission service via fixed electronic communication network</i>
Fjarskiptafélag Skagabyggðar	Gagnaflutningsnet/ <i>Data transmission network</i>
Fjarskiptafélag Skeiða- og Gnúpverjahrepps ehf.	Gagnaflutningsnet/ <i>Data transmission network</i>
Fjarskiptafélag Svalbarðshrepps ehf.	Rekstur fastlínu fjarskiptanets/ <i>Operation of fixed electronic communications network</i>
Fjarskipti hf.	Talsímaþjónusta, farsímaþjónusta, gagnaflutningsþjónusta og fjarskiptanet/ <i>Voice telephony, mobile, data transmission and network</i>
Fjölnet ehf.	Talsíma-, gagnaflutningsþjónusta og fjarskiptanet/ <i>Voice telephony, data transmission and network</i>
Fónn ehf.	Talsíma-, gagnaflutningsþjónusta og fjarskiptanet/ <i>Voice telephony, data transmission and network</i>
Gagnaveitan ehf.	Fjarskiptaþjónusta/ <i>Electronic communication services</i>
Gagnaveita Helgafellssveitar	Rekstur fastlínu fjarskiptanets/ <i>Operation of fixed electronic communication network</i>
Gagnaveita Hornafjarðar ehf.	Fjarskiptanet/ <i>Electronic communication networks</i>
Gagnaveita Reykjavíkur ehf.	Gagnaflutningsnet og -þjónusta/ <i>Data transmission and service</i>
Gagnaveita Suðurlands ehf.	Gagnaflutningsþjónusta/ <i>Data transmission service</i>
GlobalCall ehf.	Talsímaþjónusta/ <i>Voice telephony</i>
Global Mission Network ehf.	Hljóðvarps- og/eða sjónvarpsdreifing/ <i>Transmission of radio and/or television signals</i>
Halló ehf.	Upplýsingaþjónusta um símanúmer/ <i>Directory enquiry service</i>
Hátíðni hf.	Talsíma-, gagnaflutningsþjónusta og fjarskiptanet/ <i>Voice telephony, data transmission and network</i>
Hitaveita Tálknafjarðarhrepps	Gagnaflutningsþjónusta um fastanet/ <i>Data transmission network</i>

Hljóðsmárinn ehf.	Hljóðvarps- og/eða sjónvarpsdreifing/ <i>Transmission of radio and television signals</i>
Hópkaup ehf.	Upplýsingaþjónusta um símanúmer/ <i>Directory enquiry service</i>
Hótel Laki ehf.	Rekstur fastlínu fjarskiptanets/ <i>Operation of fixed electronic communication network</i>
Hringdu ehf.	Talsíma- og gagnaflutningsþjónusta/ <i>Voice telephony and data transmission service</i>
Hringiðan ehf./Vortex Inc.	Talsíma-, gagnaflutningsþjónusta og fjarskiptanet/ <i>Voice telephony, data transmission and network</i>
Húnanet ehf.	Rekstur fastlínu fjarskiptanets/ <i>Operation of fixed electronic communications network</i>
Hvalfjarðarsveit	Fjarskiptanet/ <i>Electronic communication networks</i>
Icelandair ehf.	Fjarskiptanet/Network
IMC Ísland ehf.	DCS 1800 farsímaþjónusta/ <i>Mobile DSC 1800</i>
Internet á Íslandi hf.	Fjarskiptanet, talsíma- og gagnaflutningsþjónusta/ <i>Network, voice telephony and data transmission</i>
Isavia ehf.	Talþjónusta við flugvélar og rekstur fastlínu fjarskiptakerfis/ <i>Voice transmission service for aircrafts and operation of fixed electronic communication network</i>
Já hf.	Útgáfa síma- og vistfangaskrár. Upplýsingaþjónusta um símanúmer/ <i>Publication of directories, directory enquiry service</i>
Kópavogsbær	Rekstur fastlínu- og þráðlaus fjarskiptanets, gagnaflutningsþjónusta um þráðlaus og fastanet og hljóðvarps og/eða sjónvarpsdreifing/ <i>Operation of fixed and wireless electronic communication networks, data transmission via fixed and wireless electronic communications networks</i>
Kukl ehf.	Talsíma-, gagnaflutningsþjónusta og fjarskiptanet/ <i>Voice telephony, data transmission and network</i>
Landhelgisgæsla Íslands	Rekstur og útleiga NATO ljósleiðarastrengs/ <i>Management and lease of NATO's optical fibre network</i>
Leiðarljós ehf.	Rekstur fastlínu fjarskiptanets/ <i>Operation of fixed electronic communications network</i>
Level 3 Communications Iceland ehf.	Rekstur fjarskiptanets og gagnaflutningsþjónustu/ <i>Operation of fixed electronic communication network and data transmission service</i>
Lindin, kristilegt útvarp	Hljóðvarps- og/eða sjónvarpsdreifing/ <i>Transmission of radio and television signals</i>
Líf í Mýrdal ehf.	Rekstur fastlínu fjarskiptanets/ <i>Fixed data transmission network</i>
Ljós og gagnaleiðari ehf.	Gagnaflutningsnet/ <i>Data transmission network</i>
Ljósfesti ehf.	Rekstur fastlínu fjarskiptanets/ <i>Operation of fixed electronic communication network</i>
Ljósunktur ehf.	Rekstur fastlínu fjarskiptanets/ <i>Operation of fixed electronic communication network</i>

Loki Telecom ehf.	Rekstur fastlínu- og þráðlauss fjarskiptanets, gagnaflutningsþjónusta um þráðlaus og fastanet og hljóðvarps og/eða sjónvarpsdreifing <i>Operation of fixed and wireless electronic communication networks, data transmission via fixed and wireless electronic communications networks</i>
Magnavík ehf.	Gagnaflutningsþjónusta/ <i>Data transmission service</i>
Martölvan ehf.	Talsíma, gagnaflutningsþjónusta og fjarskiptanet/ <i>Voice telephony, data transmission and network</i>
MessageBird B.V.	Talsíma- og farsímaþjónusta/ <i>Voice telephony</i>
Míla ehf.	Fjarskiptanet/ <i>Network</i>
Mobiweb Telecom Limited	Farsímaþjónusta/ <i>Mobile service</i>
Nepal hugbúnaður	Gagnaflutningsþjónusta og þráðlaust fjarskiptanet/ <i>Data transmission service and wireless data transmission</i>
Netvarp og Sport ehf.	Hljóðvarps- og/eða sjónvarpsdreifing/ <i>Transmission and radio and/or television signals</i>
Neyðarlínan hf.	Talsímaþjónusta/neyðarsímsvörun/ <i>Voice telephony - emergency service</i>
Nordic Networks ehf.	Sæstrengur og gagnaflutningsþjónusta/ <i>Submarine cable and data transmission service</i>
Nextgen Mobile Ltd.	Farsíma- og gagnaflutningsþjónusta/ <i>Mobile and data transmission service</i>
Nova ehf.	Talsíma- og gagnaflutningsþjónusta/ <i>Voice telephony and data transmission</i>
Nýherji hf.	Gagnaflutningsþjónusta/ <i>Data transmission</i>
OnAir S.A.R.L.	Farsímaþjónusta um borð í flugvélum (MCA)/ <i>Mobile communication services on aircraft (MCA)</i>
Opex Upplýsingatækni ehf.	Talsíma- og gagnaflutningsþjónusta/ <i>Voice telephony and data transmission service</i>
Opin kerfi ehf.	Gagnaflutningsþjónusta/ <i>Data transmission service</i>
Orkufjarskipti hf.	Fjarskiptanet/ <i>Electronic communication network</i>
Premis ehf.	Tal- og farsímaþjónusta, rekstur þráðlauss og fastlínu fjarskiptanets og gagnaflutningsþjónusta um fastanet og þráðlaus net/ <i>Voice telephony and mobile services, operation of fixed and wireless electronic communication networks and fixed and wireless data transmission services</i>
Radíó ehf. - Íslensk fjarskipti	Fjarskiptaþjónusta/ <i>Telecommunication service</i>
Rafey ehf.	Rekstur fastlínu fjarskiptanets/ <i>Operation of wireless electronic communication network</i>
Rangárljós	Rekstur fastlínu fjarskiptanets/ <i>Operation of fixed electronic communication network</i>
Rekstrarráðgjöf og bókhald ehf.	Gagnaflutningsþjónusta/ <i>Data transmission service</i>

Ríkisútvarpið ehf.	Fjarskiptaþjónusta: Hljóðvarp og sjónvarp/ <i>Transmission of radio and television signals</i>
Sensa ehf.	Gagnaflutningsþjónusta um fastanet/ <i>Data transmission service via fixed electronic communication network</i>
Símafélagið ehf.	Talsímaþjónusta og fjarskiptanet/ <i>Voice telephony and network</i>
Símaþjónustan ehf.	Talsímaþjónusta/ <i>Voice telephony</i>
Síminn hf.	Talsímaþjónusta, GSM, gagnaflutningsnet o.fl./ <i>Voice telephony, mobile, data transmission and network</i>
Sjónvarpsmiðstöðin ehf.	Gagnaflutningsþjónusta/ <i>Data transmission service</i>
Snerpa ehf.	Fjarskiptanet/ tal- og gagnaflutningsþjónusta/ <i>Network, voice telephony and data transmission</i>
Softverk ehf.	Talsíma-, gagnaflutningsþjónusta og fjarskiptanet/ <i>Voice telephony, data transmission and network</i>
SportTV ehf.	Sjónvarp, hljóðvarp og fjarskiptaþjónusta/ <i>Transmission of radio and television signals and telecommunication service</i>
Streaming Media ehf.	Rekstur þráðlauss fjarskiptanets, gagnaflutningsþjónusta um fastanet og þráðlaus net og hljóðvarps- og/eða sjónvarpsdreifing/ <i>Wireless network, fixed and wireless data transmission and transmission of radio and television signals</i>
Stykkishólmsbær	Gagnaflutningsnet/ <i>Data transmission network</i>
Sumarsól ehf.	Upplýsingaþjónusta um símanúmer/ <i>Directory enquiry service</i>
Tech Support á Íslandi ehf.	Talsímaþjónusta, gagnaflutningsþjónusta um fastanet og þráðlaus net/ <i>Voice telephony and fixed and wireless data transmission services</i>
TELE Greenland A/S	Sæstrengur/ <i>Submarine cable</i>
Tengir ehf.	Ljósleiðaranet/ <i>Fiber optical network</i>
Thomson Reuters (Market) Norge AS	Gagnaflutningsþjónusta um fastanet/ <i>Fixed line network data transmission</i>
Thor Telecom Ísland ehf.	Gagnaflutningsþjónusta um fastanet og þráðlaus net og hljóðvarps- og/eða sjónvarpsdreifing/ <i>Fixed and wireless data transmission and transmission of radio and television signals</i>
Tismi BV	Tal- og farsímaþjónusta/ <i>Voice and mobile telephony</i>
Truphone Limited	Farsímaþjónusta og gagnaflutningsþjónusta um þráðlaus net/ <i>Mobile telephony and data transmission via wireless electronic communications networks</i>
TSC ehf.	Talsíma-, gagnaflutningsþjónusta og fjarskiptanet/ <i>Voice telephony, data transmission and network</i>
Tölvu- og rafeindaþjónusta Suðurlands ehf.	Gagnaflutningsþjónusta/ <i>Data transmission service</i>

Tölvun ehf.	Gagnaflutningsnet og -þjónusta/ <i>Data transmission and service</i>
Tölvustoð ehf.	Gagnaflutningsþjónusta/ <i>Data transmission service</i>
Upplýsingatæknifélagið Omnis ehf.	Gagnaflutningsþjónusta/ <i>Data transmission service</i>
Veðurstofa Íslands	Rekstur fastlínu og þráðlauss fjarskiptanets og og gagnaflutningsþjónusta um fastanet og þráðlaus net/ <i>Operation of fixed and wireless electronic communication networks, data transmission via fixed and wireless electronic communications networks</i>
Vegagerðin	Rekstur fastlínu fjarskiptanets/ <i>Operation of fixed electronic communications network</i>
Yellow Mobile B.V.	Talsíma- og farsímaþjónusta, rekstur fastlínu- og þráðlauss fjarskiptanets og gagna-flutningsþjónusta um um fastanet og þráðlaus net/ <i>Voice and mobile telephony, operation of fixed and wireless electronic communication networks, data transmission via fixed and wireless electronic communications networks</i>
Þekking - Tristan hf.	Gagnaflutningsnet og -þjónusta/ <i>Data transmission and service</i>
Þorvaldur Stefánsson	Skipaþjónustugagna- flutningur/ <i>Maritime mobile</i>
Öryggisfjarskipti ehf.	Fjarskiptaþjónusta og fjarskiptanet/TETRA/ <i>Telecommunication service and network / TETRA</i>