

TÖLFRÆÐI UM ÍSLENSKA FJARSKIPTAMARKAÐINN

FYRRI HELMINGUR ÁRSINS 2022

STATISTICS ON THE ICELANDIC
TELECOMMUNICATIONS MARKET
THE FIRST HALF OF 2022



Fjarskiptastofa



ECOI
Electronic Communications
Office of Iceland

Efnisyfirlit - Table of Contents

Inngangur	4
Introduction	4
Helstu stærðir – Main indicators.....	5
Fastanet – Fixed network.....	6
Helstu stærðir á fastaneti / Main indicators in the fixed network.....	6
Áskrifendur með fastlínusíma / Subscribers with fixed network phone.....	7
Heildarfjöldi mínútna á fastaneti / Traffic in the fixed network	8
Fjöldi mínútna eftir fyrirtækjum / Traffic by companies.....	9
Símtöl til fastaneta / Calls to fixed networks	10
Símtöl til útlanda / Outgoing international calls	11
Símtöl til farsímaneta / Calls to mobile networks.....	12
Farsímanet – Mobile network.....	13
Helstu stærðir á farsímaneti / Main indicators in mobile networks	13
Heildarfjöldi áskrifta / Total subscriptions	14
Heildarfjöldi áskrifta með talþjónustu / Mobile voice subscriptions	15
Samningsbundnar áskriftir / Contract subscriptions.....	16
Fyrirframgreidd símakort / Pre-paid phone cards	17
Virk símakort á farsímaneti / Active phone cards on mobile networks.....	18
Fjöldi mínútna úr farsímum / Minutes from mobile phones	19
Heildarfjöldi mínútna úr farsímum / Minutes from mobile phones	20
Fjöldi mínútna úr farsímum til fastaneta / Minutes to fixed networks.....	21
Fjöldi mínútna úr farsímum í farsíma / Minutes from mobile to mobile	22
Fjöldi mínútna úr farsímum til útlanda / Outgoing international calls	23
Fjöldi SMS og MMS / Number of SMS and MMS	24
Fjöldi áskrifta fyrir netið í farsímann / Voice and data subscriptions	25
Netþjónusta á farsímaneti / Data only subscriptions.....	26
Gagnamagn á farsímaneti / Data traffic over mobile networks.....	27
Gagnamagn á farsímaneti / Data traffic in mobile networks.....	28
Gagnamagn, netið í símann / Data traffic, voice and data.....	29
Gagnamagn, eingöngu gagnaáskrift / Data traffic, only data subscriptions	30
Internetið – Internet	31
Fjöldi internettenginga / Internet subscriptions	31
Internettengingar eftir fyrirtækjum / Internet connections by companies	32
Fjöldi xDSL internettenginga / xDSL subscriptions.....	33

Fjöldi ljósleiðara internettenginga / Fiber connections	34
Fjöldi xDSL og ljósleiðara internettenginga / xDSL and fiber connections	35
Fjöldi tenginga eftir niðurhalshraða / Internet download speeds	36
Fjöldi tenginga eftir upphalshraða / Internet by upload speeds.....	37
Gagnamagn á fastaneti / Fixed broadband, Data traffic.....	38
Gagnamagn á fastaneti, Niðurhal / Fixed broadband, Download.....	39
Gagnamagn á fastaneti, Upphal / Fixed broadband, Upload.....	40
Heildarfjöldi áskrifenda með IPTV / IPTV subscriptions	41
Velta og fjárfesting – Revenue and Investment.....	42
Heildartekjur eftir fjarskiptastarfsemi / Income from telecommunication	42
Fjárfestingar eftir fjarskiptastarfsemi / Investment in telecommunication.....	43
Skráð fyrirtæki – Registered Operators	44

Inngangur

Fjarskiptastofa hefur um árabil gefið út skýrslur með tölfraðilegum upplýsingum um fjarskiptamarkaðinn á Íslandi. Hafa skýrslurnar verið unnar með sambærilegum hætti frá árinu 2006 upp úr upplýsingum frá fjarskiptafyrirtækjum. Frá árinu 2009 hafa þær verið gefnar út tvisvar á ári. Skýrslur fyrir fyrri helming hvers árs eru birtar á 4. ársfjórðungi og skýrslur fyrir heil ár eru birtar á fyrri hluta 2. ársfjórðungs.

Sú skýrsla sem hér birtist tekur til fyrri helminga árána 2020-2022. Er henni skipt upp í kafla þar sem fyrst er horft á fastanetið, síðan farsímanetið, internetið og að síðustu veltu og fjárfestingu á fjarskiptamarkaði.

Á [vef](#) Fjarskiptastofu má nálgast allar tölfraðiskýrslur stofnunarinnar ásamt töflum og myndum í Excel skjölum.

Introduction

The Electronic Communications Office of Iceland (ECOI) has published a statistics report on the telecommunications market in Iceland since 2006 and twice a year since 2009. The reports are based on statistical information gathered by the Administration from registered telecommunications undertakings in the country. The reports for the first half of the year are published in the last quarter of the year and the reports on the whole year in the beginning of the second quarter.

This report shows statistics for the first half of the last three years from 2020 through 2022, and is divided into sections dedicated to fixed-line networks, mobile networks, Internet, and turnover and investments in the electronic communications market.

All ECOI's statistics reports can be accessed on our [website](#) as well as the background data in Excel files.

Helstu stærðir – Main indicators

Helstu stærðir <i>Main indicators</i>	1H 2022	1H 2021	Breyting % Change %
Fastlínusími / <i>Fixed network phone</i>	98.753	101.621	-2,8%
- Þar af VoIP sími / <i>There of VoIP phone</i>	82.029	77.831	5,4%
Fjöldi mín. úr fastlínusíma / <i>Traffic in the fixed network, (1.000)</i>	69.589	78.004	-10,8%
Heildarfjöldi farsímaáskrifta / <i>Total mobile subscriptions</i>	509.491	485.668	4,9%
Áskriftir með talþjónustu / <i>Mobile voice subscriptions</i>	447.774	426.780	4,9%
Gagnaáskrift eingöngu / <i>Data only subscriptions</i>	61.717	58.888	4,8%
Samningsbundnar áskriftir / <i>Contract subscriptions</i>	287.578	268.796	7,0%
Fyrirfram greidd símakort / <i>Pre-paid phone cards</i>	160.196	157.984	1,4%
Fjöldi mín. úr farsíma / <i>Traffic in the mobile network, (1.000)</i>	547.335	552.050	-0,9%
Send SMS / <i>SMS sent from mobile, (1.000)</i>	78.513	76.225	3,0%
Send MMS / <i>MMS sent from mobile, (1.000)</i>	3.326	2.871	15,8%
Netið í símann / <i>Voice and data subscriptions</i>	400.704	374.459	7,0%
Netþjónusta á farsímaneti / <i>Data only subscriptions</i>	61.717	58.888	4,8%
Gagnamagn á farsímaneti / <i>Data traffic in mobile networks, (TB)</i>	59.182	48.115	23,0%
Gagnamagn, netið í símann / <i>Data traffic, voice and data, (TB)</i>	34.717	29.160	19,1%
Netþjónusta á farsímaneti / <i>Data traffic, only data, (TB)</i>	24.465	18.955	29,1%
Fjöldi internettenginga / <i>Number of internet subscriptions</i>	143.343	141.450	1,3%
Ljósleiðari / <i>Fiber</i>	111.705	101.774	9,8%
xDSL	31.352	38.311	-18,2%
Gagnamagn á fastaneti / <i>Fixed broadband, data traffic, (TB)</i>	375.292	334.733	12,1%
Gagnamagn á fastaneti / <i>Fixed broadband, Download, (TB)</i>	338.841	294.698	15,0%
Gagnamagn á fastaneti, Upphal / <i>Fixed broadband, Upload, (TB)</i>	36.451	40.034	-8,9%
IP sjónvarp / <i>IP-TV</i>	78.413	88.289	-11,2%
Heildartekjur / <i>Total income from telecommunication</i>	36.478	34.847	4,7%
Fjárfesting / <i>Investment in the telecommunication</i>	4.550	4.385	3,8%

Fastanet – Fixed network

Helstu stærðir á fastaneti / Main indicators in the fixed network

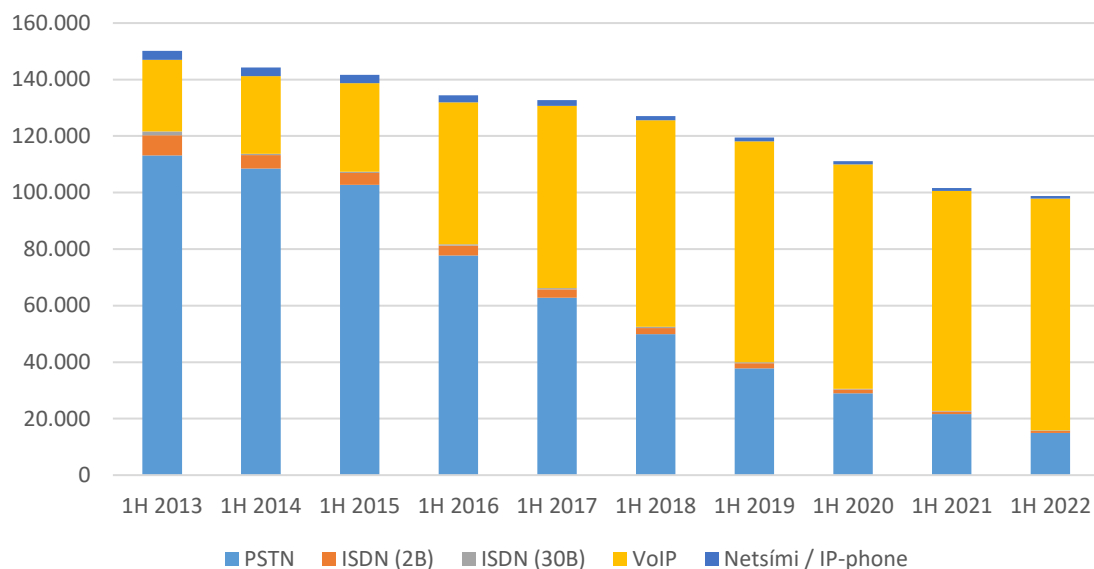
Tafla 1. Helstu stærðir á fastaneti

Table 1. Main indicators in the fixed network

	1H 2020	1H 2021	1H 2022
PSTN aðgangslínur / PSTN subscribers lines	58.883	49.675	41.335
ISDN línur (2B) / ISDN (2B) subscribers lines	1.239	891	657
ISDN línur (30B) / ISDN (30B) subscribers lines	271	222	165
VoIP sími / VoIP phone	79.404	77.831	82.029
Netsími (49X-XXXX) / IP phone	1.121	1.003	918
(1.000 mínútur / minutes)			
Símtöl úr fastlínusíma / Calls from fixed networks	91.047	78.004	69.589
Símtöl til fastaneta / Calls to fixed networks	55.999	44.881	40.148
Símtöl til útlanda / Outgoing international calls	2.059	1.564	1.390
Símtöl til farsímaneta / Calls to mobile networks	32.989	31.559	28.051

Mynd 1. Heildarfjöldi áskrifenda með fastlínusíma

Picture 1. Total subscribers with fixed network phone



Fastanet – Fixed network

Áskrifendur með fastlínusíma / Subscribers with fixed network phone

Tafla 2. Heildarfjöldi áskrifenda með fastlínusíma*

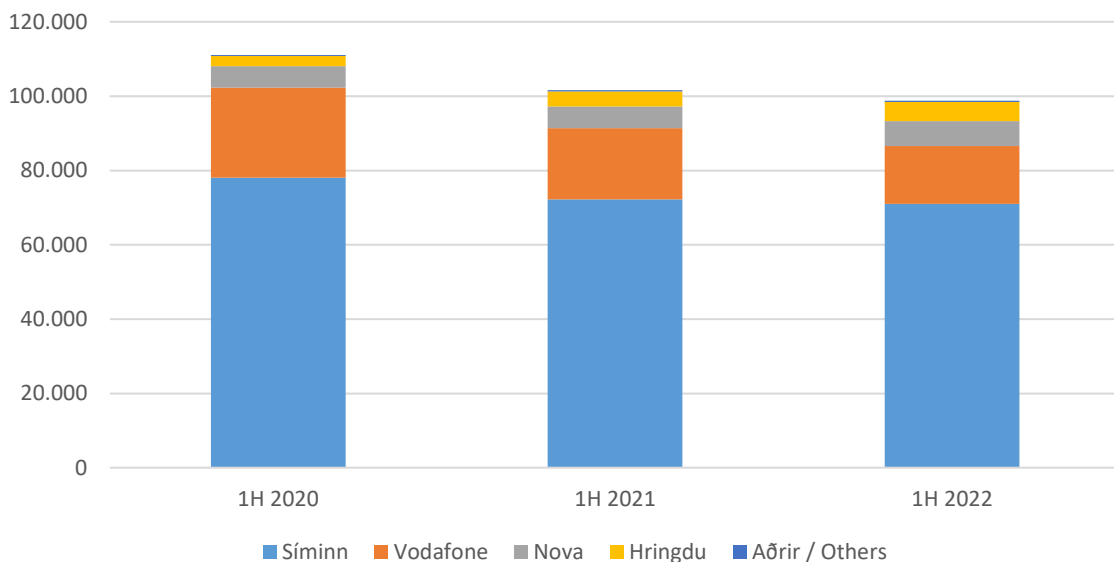
Table 2. Total subscribers with fixed network phone*

Í lok tímabils / End of	Fjöldi Number			Markaðshlutdeild Market share		
	1H 2020	1H 2021	1H 2022	1H 2020	1H 2021	1H 2022
Samtals / Total	111.103	101.621	98.753	100,0%	100,0%	100,0%
- Heimili / Private	70.478	63.199	60.031	63,4%	62,2%	60,8%
- Fyrirtæki / Business	40.625	38.422	38.722	36,6%	37,8%	39,2%
- Síminn	78.087	72.223	71.002	70,3%	71,1%	71,9%
- Vodafone	24.184	19.140	15.561	21,8%	18,8%	15,8%
- Nova	5.769	5.891	6.748	5,2%	5,8%	6,8%
- Hringdu	2.777	4.063	5.140	2,5%	4,0%	5,2%
- Aðrir / Others	286	304	302	0,3%	0,3%	0,3%

* PSTN, ISDN, VoIP og Netsími. * PSTN, ISDN, VoIP and IP-telephone.

Mynd 2. Heildarfjöldi áskrifenda eftir fyrirtækjum

Picture 2. Total number of subscribers by companies



Fastanet – Fixed network

Heildarjöldi mínútna á fastaneti / Traffic in the fixed network

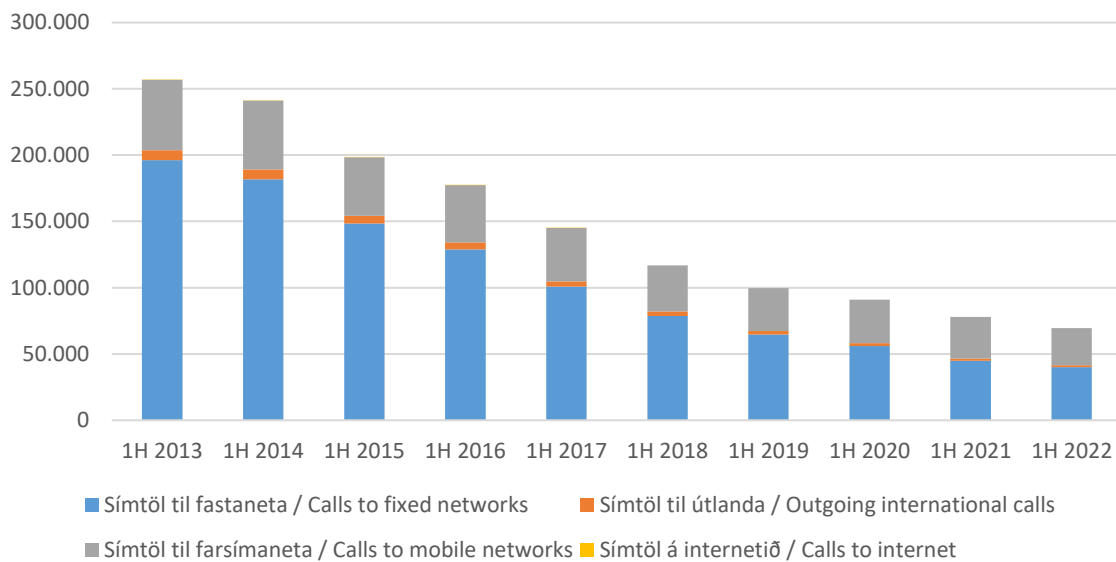
Tafla 3. Heildarjöldi mínútna á fastaneti

Table 3. Total traffic in the fixed network

	Fjöldi Number		
	1H 2020	1H 2021	1H 2022
(1.000 mínútur / minutes)			
Samtals / Total	91.047	78.004	69.589
- Símtöl til fastaneta / Calls to fixed networks	55.999	44.881	40.148
- Símtöl til útlanda / Outgoing international calls	2.059	1.564	1.390
- Símtöl til farsímaneta / Calls to mobile networks	32.989	31.559	28.051

Mynd 3. Heildarjöldi mínútna á fastaneti

Picture 3. Total traffic in the fixed network



Fastanet – Fixed network

Fjöldi mínútna eftir fyrirtækjum / Traffic by companies

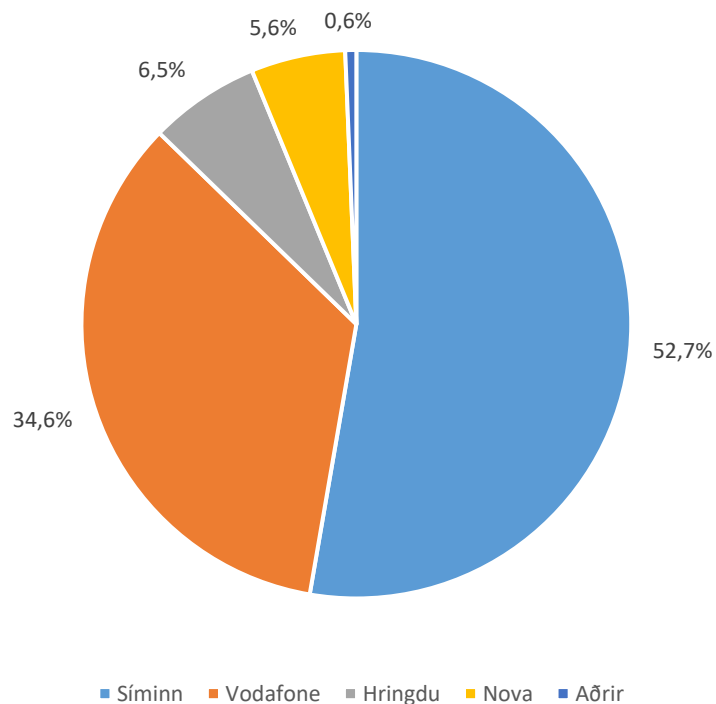
Tafla 4. Heildarfjöldi mínútna á fastaneti

Table 4. Total traffic in the fixed network

	Fjöldi Number			Markaðshlutdeild Market share		
	1H 2020	1H 2021	1H 2022	1H 2020	1H 2021	1H 2022
(1.000 mínútur / minutes)						
Samtals / Total	91.047	78.004	69.589	100,0%	100,0%	100,0%
- Heimili / Private	42.267	30.220	24.413	46,4%	38,7%	35,1%
- Fyrirtæki / Business	48.780	47.784	45.176	53,6%	61,3%	64,9%
- Síminn	57.240	45.634	36.686	62,9%	58,5%	52,7%
- Vodafone	24.461	22.903	24.050	26,9%	29,4%	34,6%
- Hringdu	4.503	4.791	4.535	4,9%	6,1%	6,5%
- Nova	4.219	4.093	3.865	4,6%	5,2%	5,6%
- Aðrir / Others	623	582	452	0,7%	0,7%	0,6%

Mynd 4. Markaðshlutdeild skipt eftir fyrirtækjum

Picture 4. Market share by companies



Fastanet – Fixed network

Símtöl til fastaneta / Calls to fixed networks

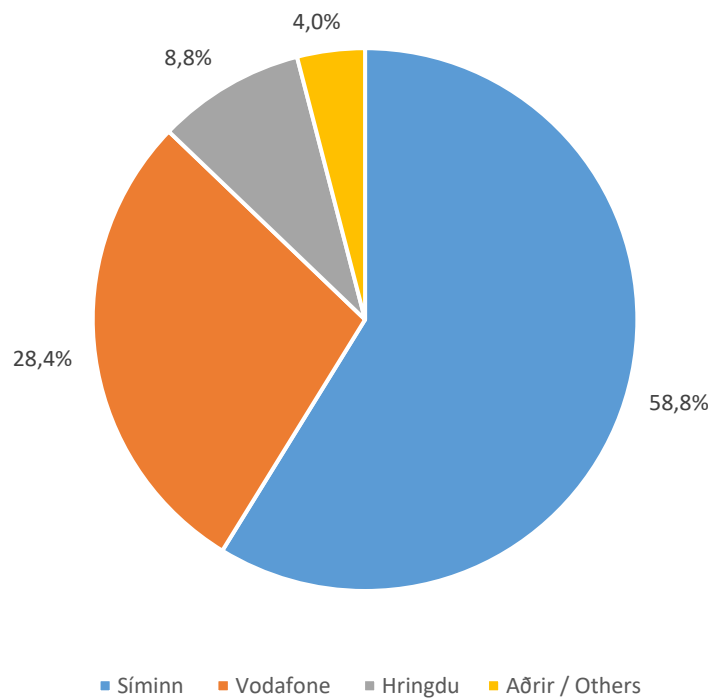
Tafla 5. Símtöl til fastaneta

Table 5. Calls to fixed networks

	Fjöldi Number			Markaðshlutdeild Market share		
	1H 2020	1H 2021	1H 2022	1H 2020	1H 2021	1H 2022
(1.000 mínútur / minutes)						
Samtals / Total	55.999	44.881	40.148	100,0%	100,0%	100,0%
- Heimili / Private	30.037	20.202	16.583	53,6%	45,0%	41,3%
- Fyrirtæki / Business	25.962	24.679	23.565	46,4%	55,0%	58,7%
- Síminn	37.452	28.792	23.600	66,9%	64,2%	58,8%
- Vodafone	13.150	10.644	11.403	23,5%	23,7%	28,4%
- Hringdu	3.441	3.554	3.530	6,1%	7,9%	8,8%
- Aðrir / Others	1.956	1.892	1.614	3,5%	4,2%	4,0%

Mynd 5. Markaðshlutdeild skipt eftir fyrirtækjum

Picture 5. Market share by companies



Fastanet – Fixed network

Símtöl til útlanda / Outgoing international calls

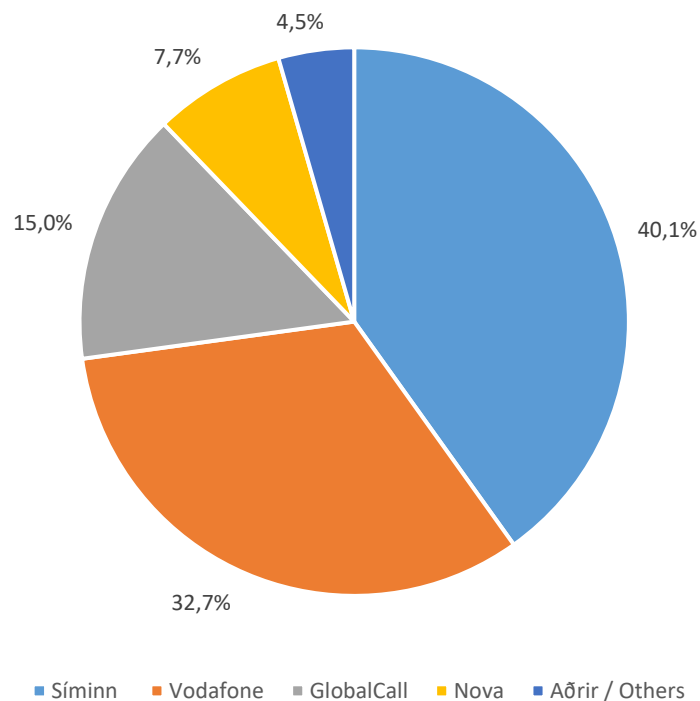
Tafla 6. Símtöl til útlanda

Table 6. Outgoing international calls

	Fjöldi Number			Markaðshlutdeild Market share		
	1H 2020	1H 2021	1H 2022	1H 2020	1H 2021	1H 2022
(1.000 mínútur / minutes)						
Samtals / Total	2.059	1.564	1.390	100,0%	100,0%	100,0%
- Heimili / Private	1.367	1.041	716	66,4%	66,6%	51,5%
- Fyrirtæki / Business	692	523	674	33,6%	33,4%	48,5%
- Síminn	1.067	705	558	51,8%	45,1%	40,1%
- Vodafone	423	374	455	20,5%	23,9%	32,7%
- GlobalCall	420	338	208	20,4%	21,6%	15,0%
- Nova	82	78	108	4,0%	5,0%	7,7%
- Aðrir / Others	67	69	62	3,3%	4,4%	4,5%

Mynd 6. Markaðshlutdeild skipt eftir fyrirtækjum

Picture 6. Market share by companies



Fastanet – Fixed network

Símtöl til farsímaneta / Calls to mobile networks

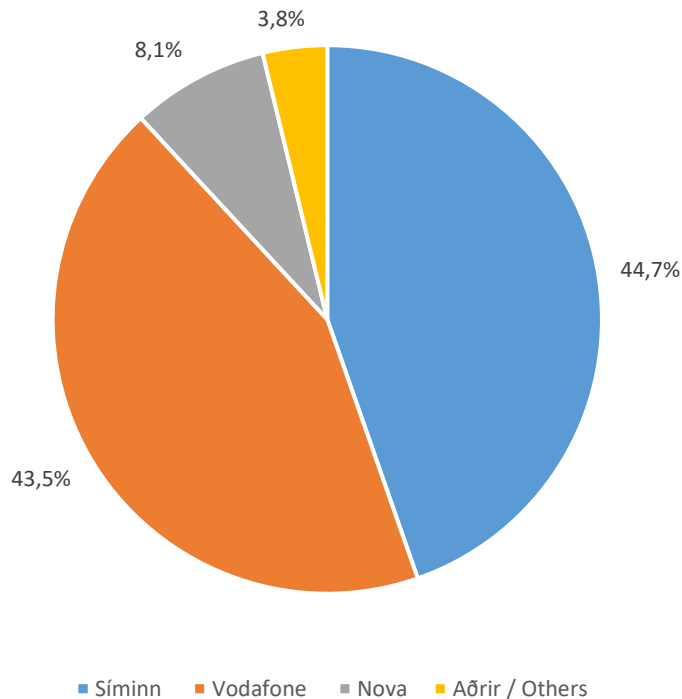
Tafla 7. Símtöl til farsímaneta

Table 7. Calls to mobile networks

	Fjöldi Number			Markaðshlutdeild Market share		
	1H 2020	1H 2021	1H 2022	1H 2020	1H 2021	1H 2022
(1.000 mínútur / minutes)						
Samtals / Total	32.989	31.559	28.051	100,0%	100,0%	100,0%
- Heimili / Private	10.863	8.977	7.114	32,9%	28,4%	25,4%
- Fyrirtæki / Business	22.126	22.582	20.937	67,1%	71,6%	74,6%
- Síminn	18.721	16.137	12.528	56,7%	51,1%	44,7%
- Vodafone	10.888	11.886	12.193	33,0%	37,7%	43,5%
- Nova	2.327	2.305	2.269	7,1%	7,3%	8,1%
- Aðrir / Others	1.053	1.231	1.062	3,2%	3,9%	3,8%

Mynd 7. Markaðshlutdeild skipt eftir fyrirtækjum

Picture 7. Market share by companies



Farsímanet – Mobile network

Helstu stærðir á farsímaneti / Main indicators in mobile networks

Tafla 8. Helstu stærðir á farsímaneti

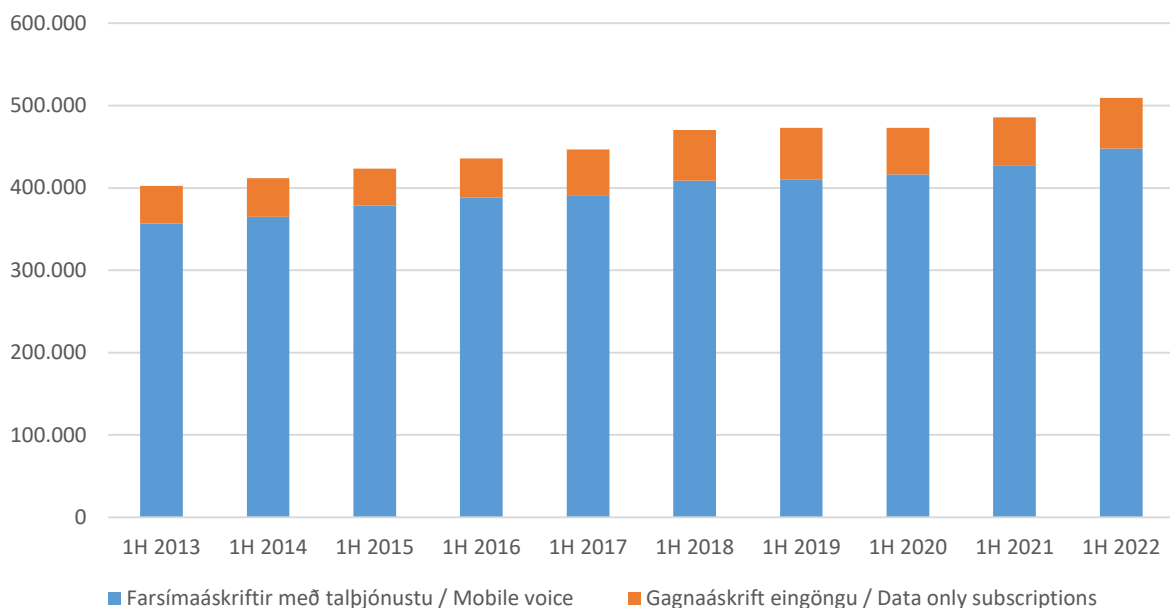
Table 8. Main indicators in mobile networks

	1H 2020	1H 2021	1H 2022
Heildarfjöldi farsíma áskrifta / Total mobile subscriptions	473.120	485.668	509.491
Farsímaáskriftir með talþjónustu / Mobile voice	416.181	426.780	447.774
Gagnaáskrift eingöngu / Data only subscriptions	56.939	58.888	61.717
Fjöldi TÍT* korta / Number of M2M* SIM cards	58.105	299.889	775.465
(1.000 mínútur / minutes)			
Fjöldi mínútna úr farsínum / Total minutes from mobile	557.774	552.050	547.335
(1.000 símtöl / calls)			
Fjöldi símtala úr farsínum / Total calls from mobile	167.334	161.281	165.346
(1.000 skilaboð / Messages)			
SMS skeyti send úr farsínum / SMS sent from mobile	78.225	76.225	78.513
MMS skeyti send úr farsínum / MMS sent from mobile	2.644	2.871	3.326

*TÍT=Tæki í tæki / *M2M=Machine to Machine

Mynd 8. Heildarfjöldi farsímaáskrifta

Picture 8. Total mobile subscriptions



Farsímanet - Mobile network

Heildarfjöldi áskrifta / Total subscriptions

Tafla 9. Heildarfjöldi áskrifta*

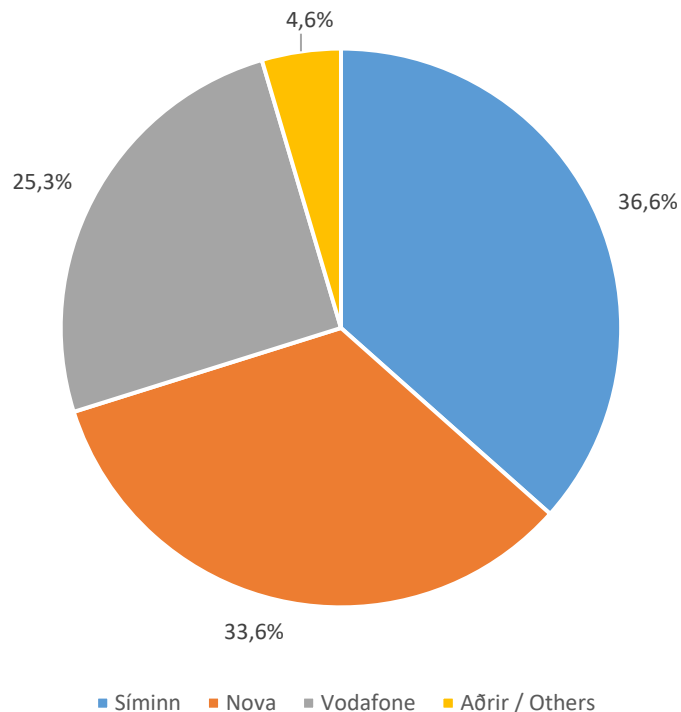
Table 9. Total subscriptions*

Í lok tímabils / End of	Fjöldi áskrifta Total subscriptions			Markaðshlutdeild Market share		
	1H 2020	1H 2021	1H 2022	1H 2020	1H 2021	1H 2022
Samtals / Total	473.120	485.668	509.491	100,0%	100,0%	100,0%
- Síminn	173.599	177.006	186.400	36,7%	36,4%	36,6%
- Nova	155.871	160.266	170.990	32,9%	33,0%	33,6%
- Vodafone	126.982	128.352	128.875	26,8%	26,4%	25,3%
- Aðrir / Others	16.668	20.044	23.226	3,5%	4,1%	4,6%

*Áskriftir fyrir tal og netþjónustu (netlyklar) á farneti. / *Standard voice subscriptions and data only (PC-card).

Mynd 9. Markaðshlutdeild skipt eftir fyrirtækjum

Picture 9. Market share by companies



Farsímanet - Mobile network

Heildarfjöldi áskrifta með talþjónustu / Mobile voice subscriptions

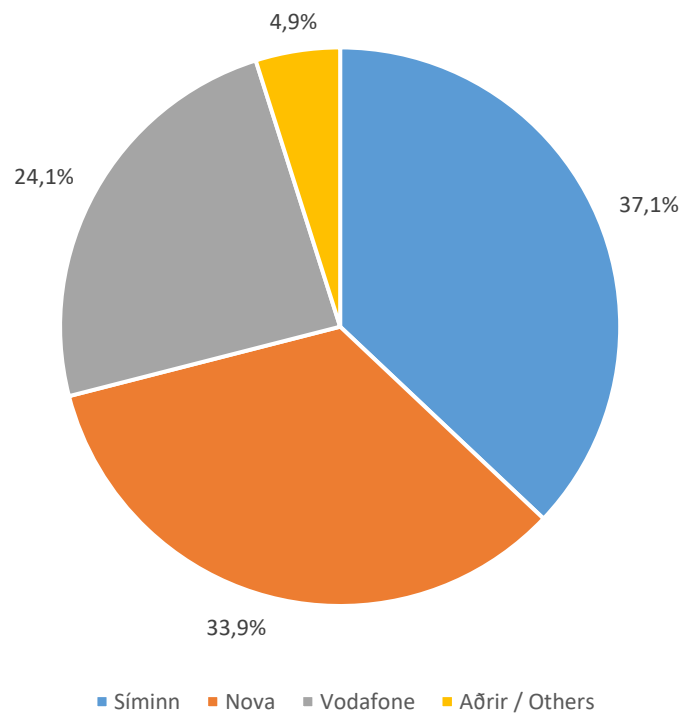
Tafla 10. Fjöldi áskrifta með talþjónustu

Table 10. Mobile voice subscriptions

Í lok tímabils / End of	Fjöldi áskrifta Total subscriptions			Markaðshlutdeild Market share		
	1H 2020	1H 2021	1H 2022	1H 2020	1H 2021	1H 2022
Samtals / Total	416.181	426.780	447.774	100,0%	100,0%	100,0%
- Síminn	154.219	157.893	165.941	37,1%	37,0%	37,1%
- Nova	140.702	144.089	151.979	33,8%	33,8%	33,9%
- Vodafone	105.039	105.582	108.021	25,2%	24,7%	24,1%
- Aðrir / Others	16.221	19.216	21.833	3,9%	4,5%	4,9%

Mynd 10. Markaðshlutdeild skipt eftir fyrirtækjum

Picture 10. Market share by companies



Farsímanet - Mobile network

Samningsbundnar áskriftir / Contract subscriptions

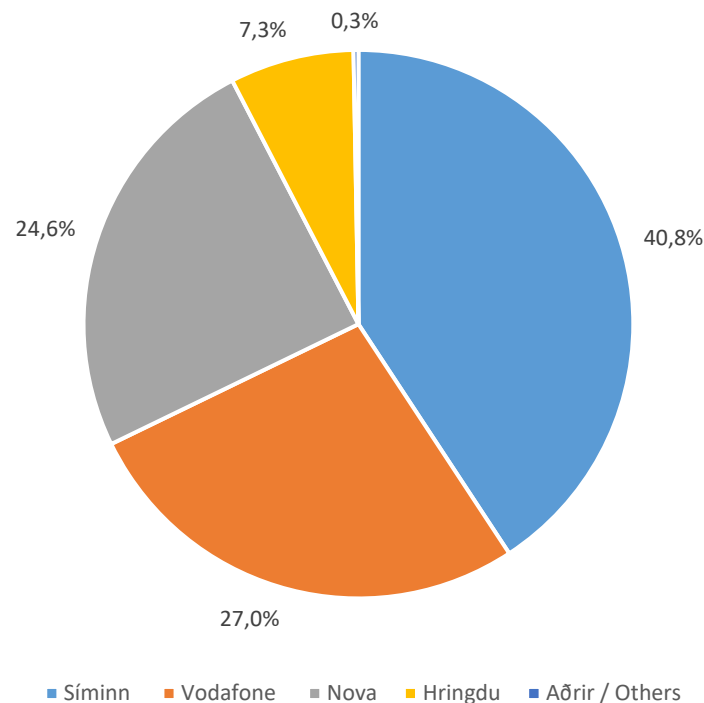
Tafla 11. Samningsbundnar áskriftir

Table 11. Contract subscriptions

Í lok tímabils / End of	Samningsbundnar áskriftir Contract subscriptions			Markaðshlutdeild Market share		
	1H 2020	1H 2021	1H 2022	1H 2020	1H 2021	1H 2022
Samtals / Total	255.396	268.796	287.578	100,0%	100,0%	100,0%
- Síminn	105.999	108.267	117.202	41,5%	40,3%	40,8%
- Vodafone	75.471	76.593	77.776	29,6%	28,5%	27,0%
- Nova	57.705	64.720	70.767	22,6%	24,1%	24,6%
- Hringdu	15.795	18.499	21.008	6,2%	6,9%	7,3%
- Aðrir / Others	426	717	825	0,2%	0,3%	0,3%

Mynd 11. Markaðshlutdeild skipt eftir fyrirtækjum

Picture 11. Market share by companies



Farsímanet - Mobile network

Fyrirframgreidd símakort / Pre-paid phone cards

Tafla 12. Fyrirframgreidd símakort*

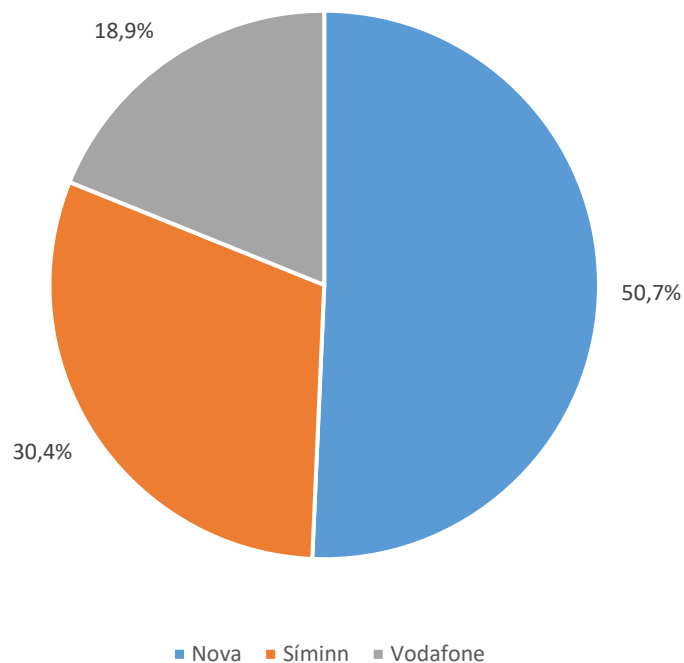
Table 12. Pre-paid phone cards*

Í lok tímabils / End of	Fyrirframgreidd símakort Pre-paid phone cards			Markaðshlutdeild Market share		
	1H 2020	1H 2021	1H 2022	1H 2020	1H 2021	1H 2022
Samtals / Total	160.785	157.984	160.196	100,0%	100,0%	100,0%
- Nova	82.997	79.369	81.212	51,6%	50,2%	50,7%
- Síminn	48.220	49.626	48.739	30,0%	31,4%	30,4%
- Vodafone	29.568	28.989	30.245	18,4%	18,3%	18,9%

*Virkt síðustu 3 mánuði. / *Active in the last 3 months.

Mynd 12. Markaðshlutdeild skipt eftir fyrirtækjum

Picture 12. Market share by companies



Farsímanet - Mobile network

Virk símakort á farsímaneti / Active phone cards on mobile networks

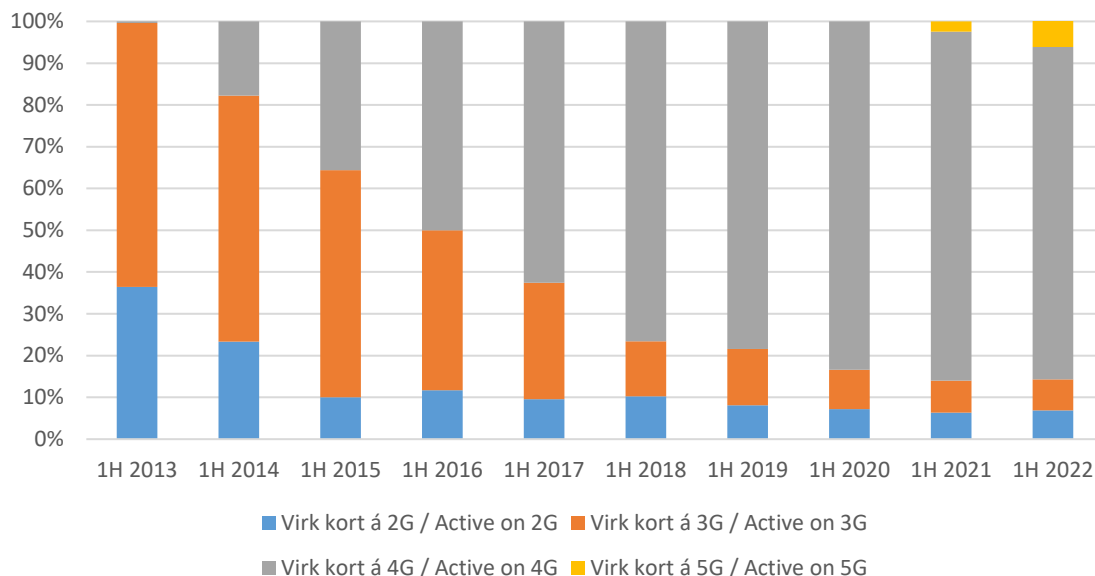
Tafla 13. Fjöldi virkra símakorta á farsímaneti

Table 13. Number of active phone cards on mobile networks

	Fjöldi virkra símakorta Active phone cards			Markaðshlutdeild Market share		
	1H 2020	1H 2021	1H 2022	1H 2020	1H 2021	1H 2022
Samtals / Total	473.120	485.668	509.491	100,0%	100,0%	100,0%
- Virk 2G / Active 2G	33.905	30.788	34.952	7,2%	6,3%	6,9%
- Virk 3G / Active 3G	44.628	37.100	37.945	9,4%	7,6%	7,4%
- Virk 4G / Active 4G	394.587	405.778	405.367	83,4%	83,6%	79,6%
- Virk 5G / Active 5G	...	12.002	31.227	...	2,5%	6,1%

Mynd 13. Hlutdeild skipt eftir tegund

Picture 13. Share by type



Farsímanet - Mobile network

Fjöldi mínútna úr farsímum / Minutes from mobile phones

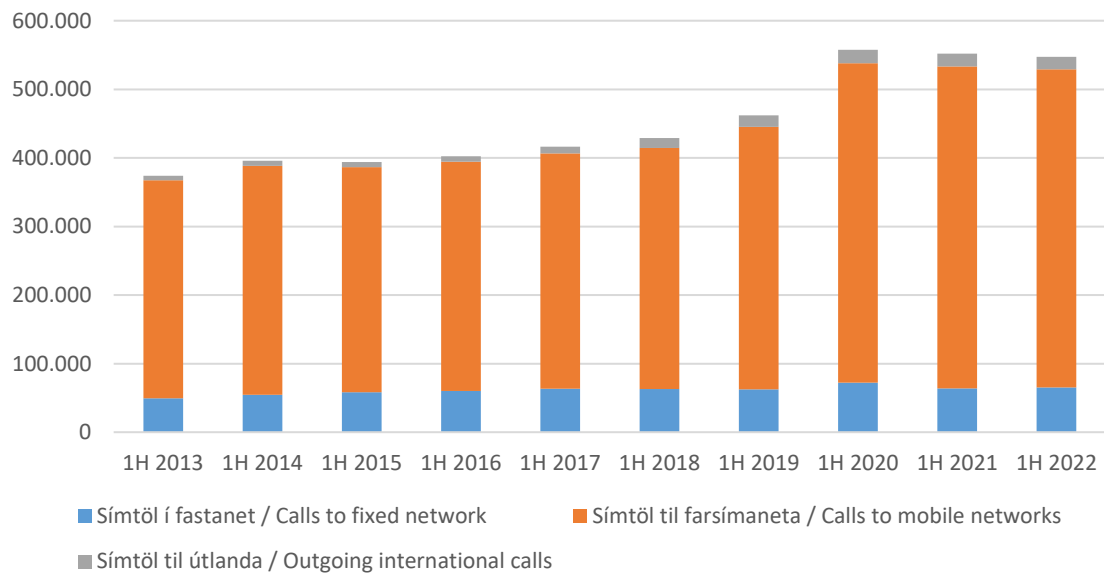
Tafla 14. Heildarfjöldi mínútna úr farsímum

Table 14. Total minutes from mobile phones

	Fjöldi Numbers		
	1H 2020	1H 2021	1H 2022
(1.000 mínútur / minutes)			
Samtals / Total	557.774	552.050	547.335
- Símtöl í fastanet / Calls to fixed network	72.302	64.144	65.361
- Símtöl til farsímaneta / Calls to mobile networks	465.910	469.345	464.073
- Símtöl til útlanda / Outgoing international calls	19.561	18.562	17.901

Mynd 14. Heildarfjöldi mínútna úr farsímum

Picture 14. Total minutes from mobile phones



Farsímanet - Mobile network

Heildarfjöldi mínútna úr farsímum / Minutes from mobile phones

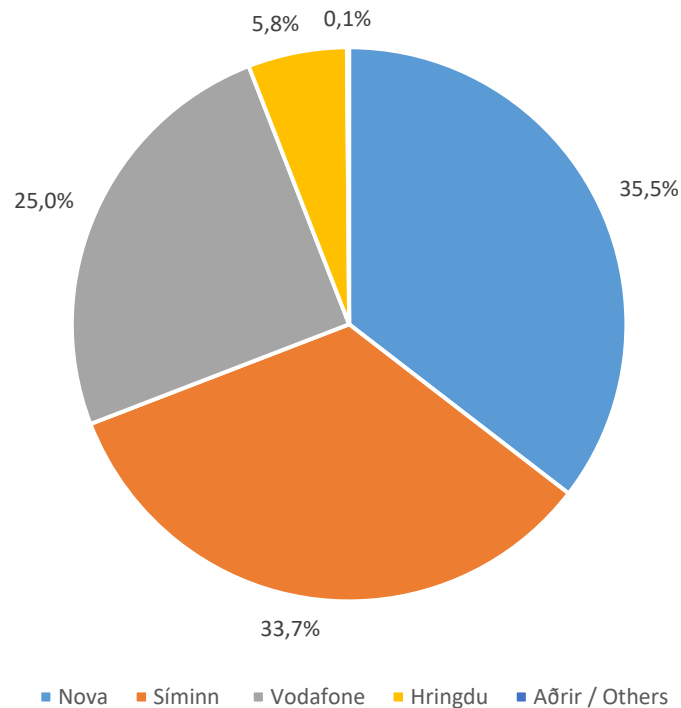
Tafla 15. Heildarfjöldi mínútna úr farsímum

Table 15. Total minutes from mobile phones

	Fjöldi Numbers			Markaðshlutdeild Market share		
	1H 2020	1H 2021	1H 2022	1H 2020	1H 2021	1H 2022
(1.000 mínútur / minutes)						
Samtals / Total	557.774	552.050	547.335	100,0%	100,0%	100,0%
- Nova	189.726	192.520	194.052	34,0%	34,9%	35,5%
- Síminn	214.819	190.876	184.383	38,5%	34,6%	33,7%
- Vodafone	126.264	137.091	136.603	22,6%	24,8%	25,0%
- Hringdu	26.375	30.928	31.600	4,7%	5,6%	5,8%
- Aðrir / Others	590	636	697	0,1%	0,1%	0,1%

Mynd 15. Markaðshlutdeild skipt eftir fyrirtækjum

Picture 15. Market share by companies



Farsímanet - Mobile network

Fjöldi mínútna úr farsímum til fastaneta / Minutes to fixed networks

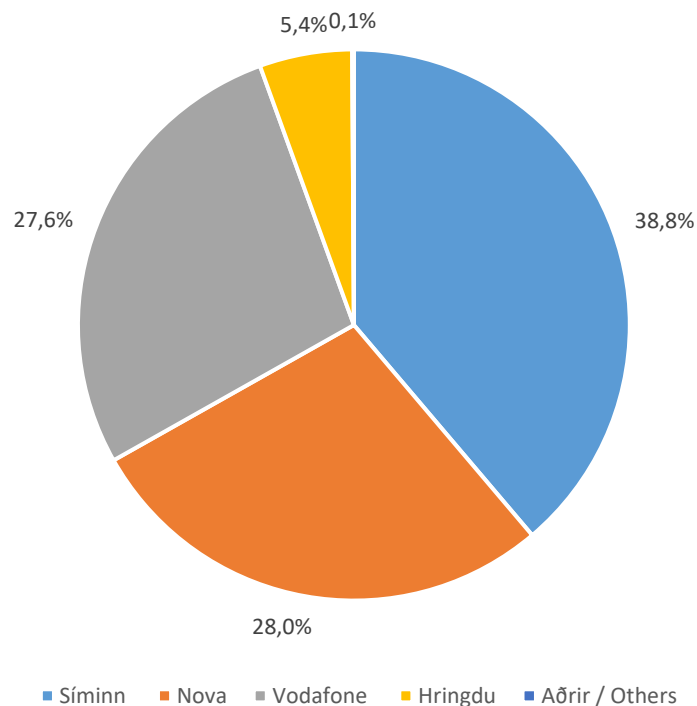
Tafla 16. Fjöldi mínútna úr farsímum til fastanets

Table 16. Total minutes from mobile to fixed network

	Fjöldi Numbers			Markaðshlutdeild Market share		
	1H 2020	1H 2021	1H 2022	1H 2020	1H 2021	1H 2022
(1.000 mínútur / minutes)						
Samtals / Total	72.302	64.144	65.361	100,0%	100,0%	100,0%
- Síminn	30.211	25.687	25.369	41,8%	40,0%	38,8%
- Nova	20.077	19.096	18.312	27,8%	29,8%	28,0%
- Vodafone	18.634	15.658	18.068	25,8%	24,4%	27,6%
- Hringdu	3.323	3.640	3.547	4,6%	5,7%	5,4%
- Aðrir / Others	58	63	66	0,1%	0,1%	0,1%

Mynd 16. Markaðshlutdeild skipt eftir fyrirtækjum

Picture 16. Market share by companies



Farsímanet - Mobile network

Fjöldi mínútna úr farsímum í farsíma / Minutes from mobile to mobile

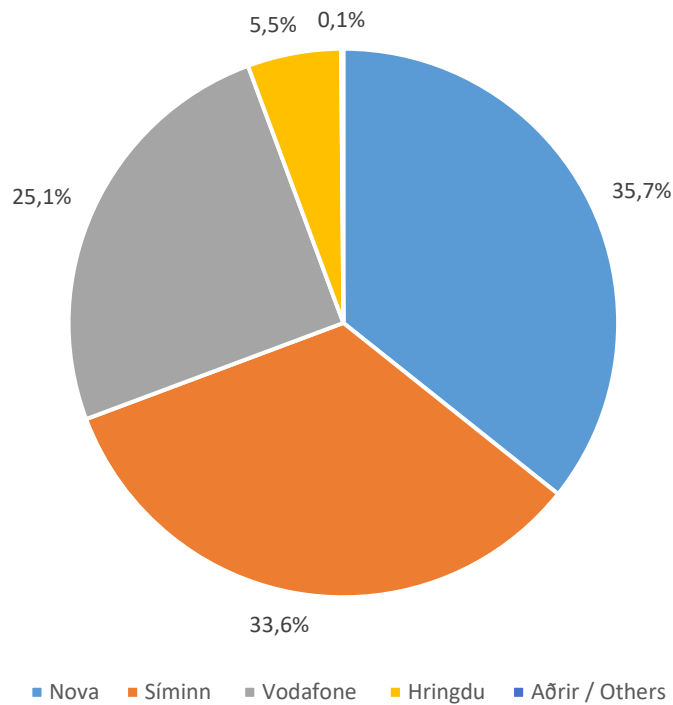
Tafla 17. Fjöldi mínútna úr farsímum í farsíma

Table 17. Total minutes from mobile to mobile

	Fjöldi Numbers			Markaðshlutdeild Market share		
	1H 2020	1H 2021	1H 2022	1H 2020	1H 2021	1H 2022
(1.000 mínútur / minutes)						
Samtals / Total	465.910	469.345	464.073	100,0%	100,0%	100,0%
- Nova	158.635	162.811	165.758	34,0%	34,7%	35,7%
- Síminn	181.214	162.309	155.836	38,9%	34,6%	33,6%
- Vodafone	104.961	118.859	116.289	22,5%	25,3%	25,1%
- Hringdu	20.582	24.806	25.574	4,4%	5,3%	5,5%
- Aðrir / Others	518	559	616	0,1%	0,1%	0,1%

Mynd 17. Markaðshlutdeild skipt eftir fyrirtækjum

Picture 17. Market share by companies



Farsímanet - Mobile network

Fjöldi mínútna úr farsímum til útlanda / Outgoing international calls

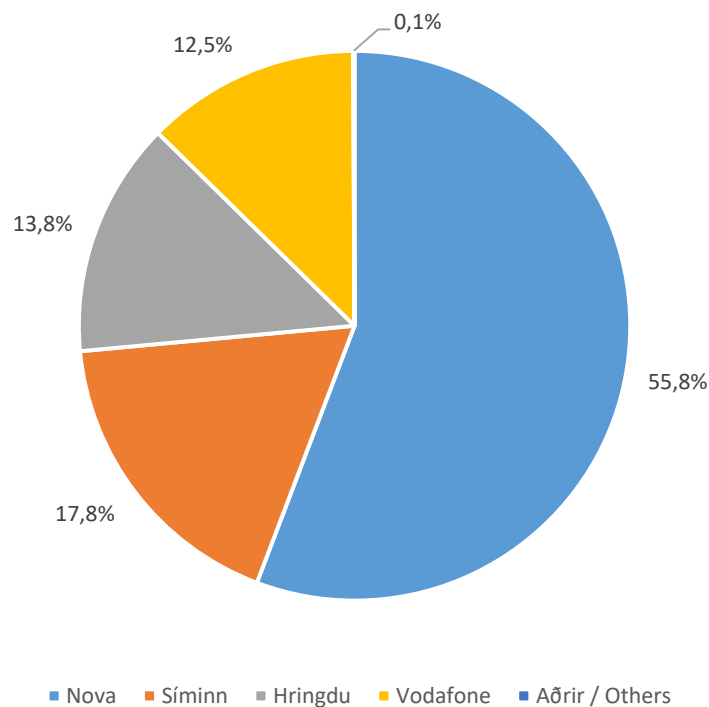
Tafla 18. Fjöldi mínútna úr farsímum til útlanda

Table 18. Total mobile outgoing international calls

	Fjöldi Numbers			Markaðshlutdeild Market share		
	1H 2020	1H 2021	1H 2022	1H 2020	1H 2021	1H 2022
(1.000 mínútur / minutes)						
Samtals / Total	19.561	18.562	17.901	100,0%	100,0%	100,0%
- Nova	11.014	10.612	9.982	56,3%	57,2%	55,8%
- Síminn	3.393	2.880	3.178	17,3%	15,5%	17,8%
- Hringdu	2.470	2.482	2.479	12,6%	13,4%	13,8%
- Vodafone	2.669	2.574	2.246	13,6%	13,9%	12,5%
- Aðrir / Others	14	14	15	0,1%	0,1%	0,1%

Mynd 18. Markaðshlutdeild skipt eftir fyrirtækjum

Picture 18. Market share by companies



Farsímanet - Mobile network

Fjöldi SMS og MMS / Number of SMS and MMS

Tafla 19. Fjöldi SMS og MMS skilaboða eftir fyrirtækjum*

Table 19. Total SMS and MMS messages by companies*

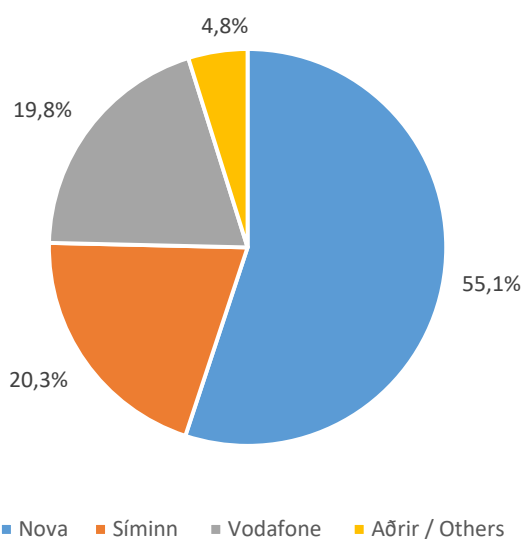
	SMS			Markaðshlutdeild Market share		
	1H 2020	1H 2021	1H 2022	1H 2020	1H 2021	1H 2022
(1.000 skilaboð / Messages)						
Samtals / Total	78.225	76.225	78.513	100,0%	100,0%	100,0%
- Nova	40.300	40.770	43.239	51,5%	53,5%	55,1%
- Vodafone	13.534	14.933	15.933	17,3%	19,6%	20,3%
- Síminn	21.576	16.705	15.553	27,6%	21,9%	19,8%
- Aðrir / Others	2.814	3.818	3.787	3,6%	5,0%	4,8%
MMS						
Samtals / Total	2.644	2.871	3.326	100,0%	100,0%	100,0%
- Nova	1.278	1.363	1.529	48,3%	47,5%	46,0%
- Vodafone	598	652	798	22,6%	22,7%	24,0%
- Síminn	638	675	791	24,1%	23,5%	23,8%
- Aðrir / Others	130	181	208	4,9%	6,3%	6,3%

*Einungis sendingar innan farsímanetsins. / *From mobile to mobile.

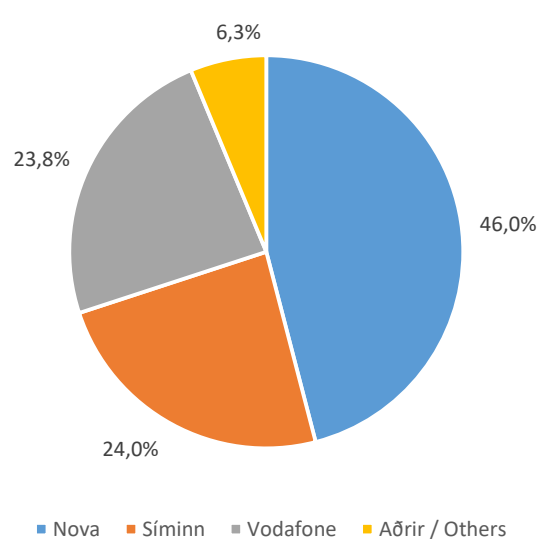
Mynd 19. Markaðshlutdeild skipt eftir fyrirtækjum

Picture 19. Market share by companies

SMS



MMS



Farsímanet – Mobile network

Fjöldi áskrifta fyrir netið í farsímann / Voice and data subscriptions

Tafla 20. Fjöldi áskrifta fyrir netið í farsímann*

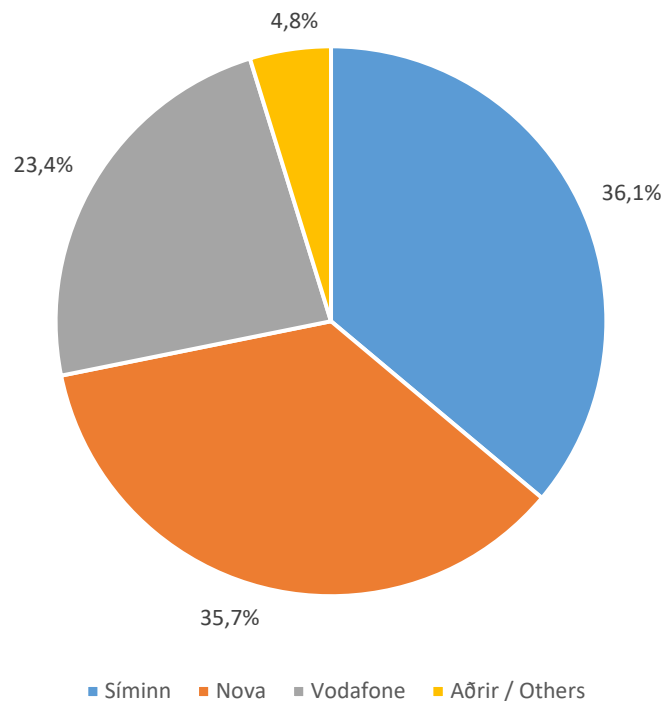
Table 20. Mobile broadband, number of voice and data subscriptions*

Í lok tímabils / End of	Breiðbandstenging farsíma Mobile broadband			Markaðshlutdeild Market share		
	1H 2020	1H 2021	1H 2022	1H 2020	1H 2021	1H 2022
Samtals / Total	355.970	374.459	400.704	100,0%	100,0%	100,0%
- Síminn	126.980	133.345	144.693	35,7%	35,6%	36,1%
- Nova	133.416	136.885	143.129	37,5%	36,6%	35,7%
- Vodafone	81.729	87.148	93.817	23,0%	23,3%	23,4%
- Aðrir / Others	13.845	17.081	19.065	3,9%	4,6%	4,8%

*Áskriftir sem hafa notað netið í símann. / *Subscriptions which have used voice calls in addition to data traffic.

Mynd 20. Markaðshlutdeild skipt eftir fyrirtækjum

Picture 20. Market share by companies



Farsímanet - Mobile network

Netþjónusta á farsímaneti / Data only subscriptions

Tafla 21. Fjöldi áskrifta fyrir netþjónustu á farsímaneti*

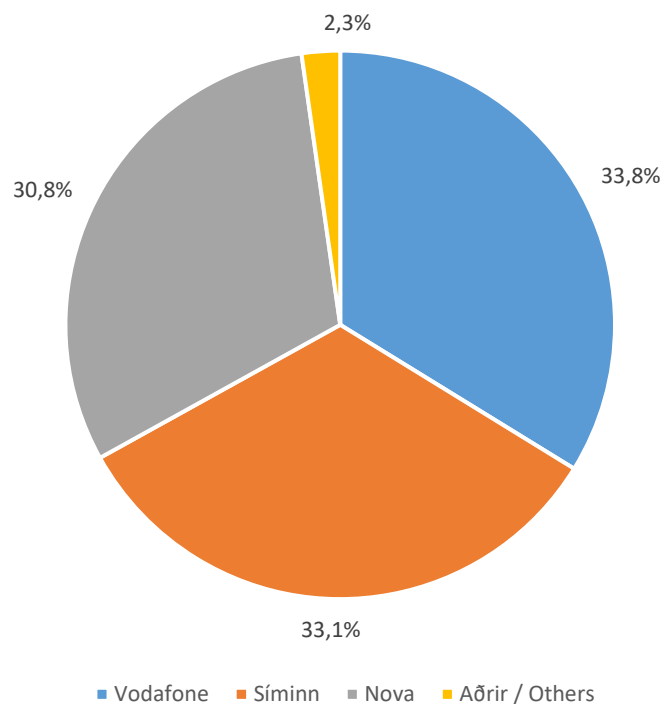
Table 21. Mobile broadband, number of data only subscriptions*

Í lok tímabils / End of	Breiðbandstenging farsíma Mobile broadband			Markaðshlutdeild Market share		
	1H 2020	1H 2021	1H 2022	1H 2020	1H 2021	1H 2022
Samtals / Total	56.939	58.888	61.717	100,0%	100,0%	100,0%
- Vodafone	21.943	22.770	20.854	38,5%	38,7%	33,8%
- Síminn	19.380	19.113	20.459	34,0%	32,5%	33,1%
- Nova	15.169	16.177	19.011	26,6%	27,5%	30,8%
- Aðrir / Others	447	828	1.393	0,8%	1,4%	2,3%

*Áskriftir sem heimila eingöngu gagnamagn (netlykill). / *Subscriptions with data only on mobile networks.

Mynd 21. Markaðshlutdeild skipt eftir fyrirtækjum

Picture 21. Market share by companies



Farsímanet - Mobile network

Gagnamagn á farsímaneti / Data traffic over mobile networks

Tafla 22. Gagnamagn á farsímaneti*

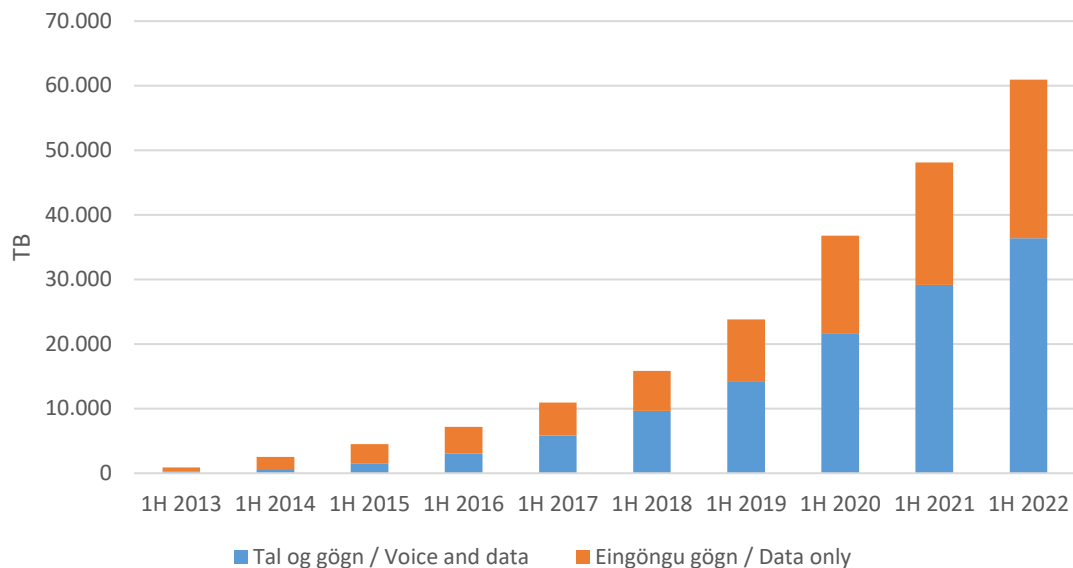
Table 22. Data traffic in mobile networks*

Í lok tímabils / End of	Farsímanet / gögn Mobile network / Data			Markaðshlutdeild Market share		
	1H 2020	1H 2021	1H 2022	1H 2020	1H 2021	1H 2022
TB						
Samtals / Total	36.782	48.115	59.182	100,0%	100,0%	100,0%
- Tal og gögn / Voice and data	21.692	29.160	34.717	59,0%	60,6%	58,7%
- Eingöngu gögn / Data only	15.089	18.955	24.465	41,0%	39,4%	41,3%

*Gagnamagn fyrir netið í símann og netþjónustu á farneti. / *Data traffic for standard mobile and data only.

Mynd 22. Gagnamagn á farsímaneti

Picture 22. Data traffic in mobile networks



Farsímanet - Mobile network

Gagnamagn á farsímaneti / Data traffic in mobile networks

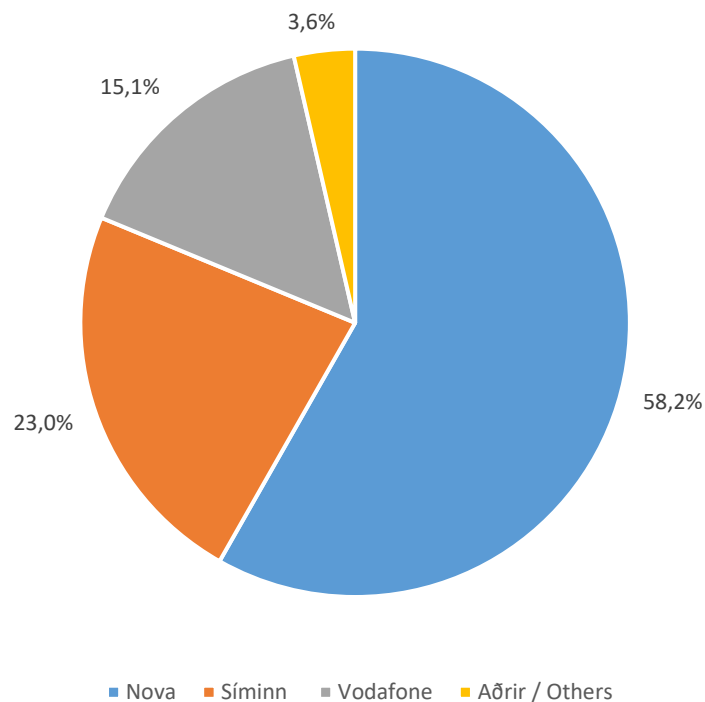
Tafla 23. Gagnamagn á farsímaneti

Table 23. Data traffic in mobile networks

	Farsímanet / Gagnamagn Mobile network / Data traffic			Markaðshlutdeild Market share		
	1H 2020	1H 2021	1H 2022	1H 2020	1H 2021	1H 2022
TB						
Samtals / Total	36.782	48.115	59.182	100,0%	100,0%	100,0%
- Nova	23.283	29.470	34.454	63,3%	61,2%	58,2%
- Síminn	8.600	11.458	13.637	23,4%	23,8%	23,0%
- Vodafone	3.933	5.476	8.965	10,7%	11,4%	15,1%
- Aðrir / Others	966	1.711	2.126	2,6%	3,6%	3,6%

Mynd 23. Markaðshlutdeild skipt eftir fyrirtækjum

Picture 23. Market share by companies



Farsímanet - Mobile network

Gagnamagn, netið í símann / Data traffic, voice and data

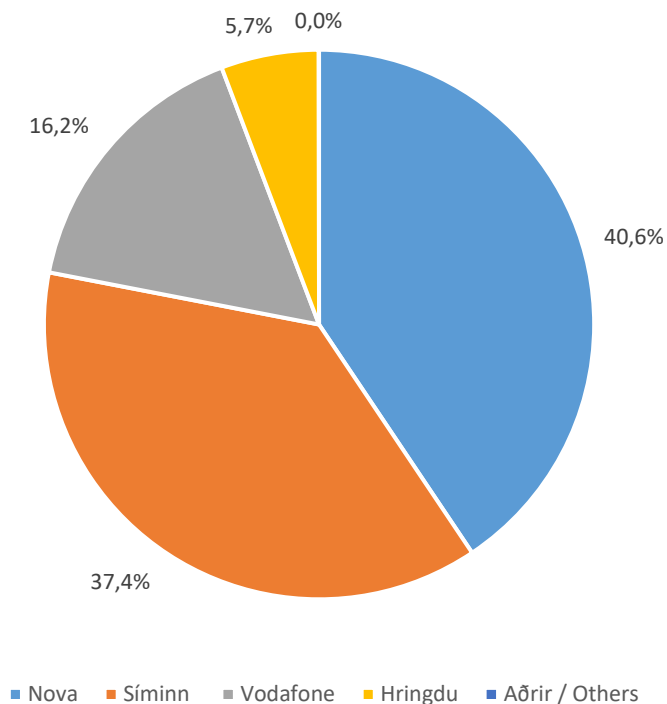
Tafla 24. Gagnamagn, netið í farsímann

Table 24. Data traffic in mobile networks, voice and data

	Farsímanet / Tal og gögn Mobile network / Voice and data			Markaðshlutdeild Market share		
	1H 2020	1H 2021	1H 2022	1H 2020	1H 2021	1H 2022
TB						
Samtals / Total	21.692	29.160	34.717	100,0%	100,0%	100,0%
- Nova	10.742	13.123	14.096	49,5%	45,0%	40,6%
- Síminn	7.445	10.966	12.995	34,3%	37,6%	37,4%
- Vodafone	2.566	3.426	5.624	11,8%	11,7%	16,2%
- Hringdu	936	1.607	1.993	4,3%	5,5%	5,7%
- Aðrir / Others	3	39	9	0,0%	0,1%	0,0%

Mynd 24. Markaðshlutdeild skipt eftir fyrirtækjum

Picture 24. Market share by companies



Farsímanet - Mobile network

Gagnamagn, eingöngu gagnaáskrift / Data traffic, only data subscriptions

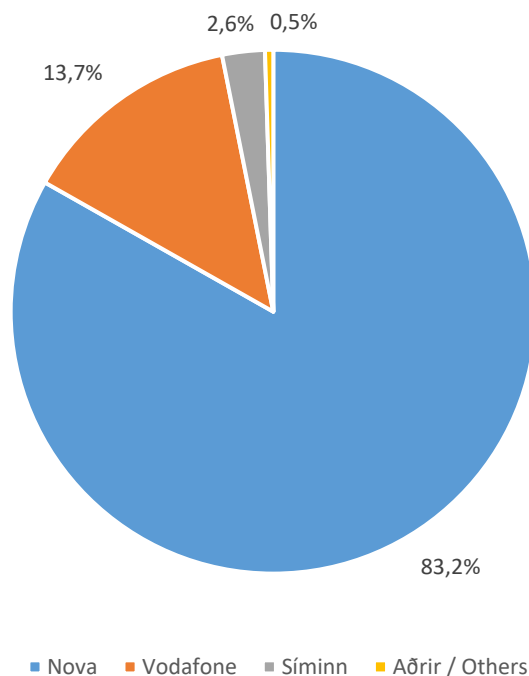
Tafla 25. Gagnamagn, eingöngu gagnaáskrift

Table 25. Data traffic in mobile network, data only subscriptions

	Farsímanet / Eingöngu gögn Mobile network / Data only			Markaðshlutdeild Market share		
	1H 2020	1H 2021	1H 2022	1H 2020	1H 2021	1H 2022
TB						
Samtals / Total	15.089	18.955	24.465	100,0%	100,0%	100,0%
- Nova	12.541	16.347	20.358	83,1%	86,2%	83,2%
- Vodafone	1.367	2.050	3.341	9,1%	10,8%	13,7%
- Síminn	1.155	492	642	7,7%	2,6%	2,6%
- Aðrir / Others	26	65	124	0,2%	0,3%	0,5%

Mynd 25. Markaðshlutdeild skipt eftir fyrirtækjum

Picture 25. Market share by companies



Internetið – Internet

Fjöldi internettinga / Internet subscriptions

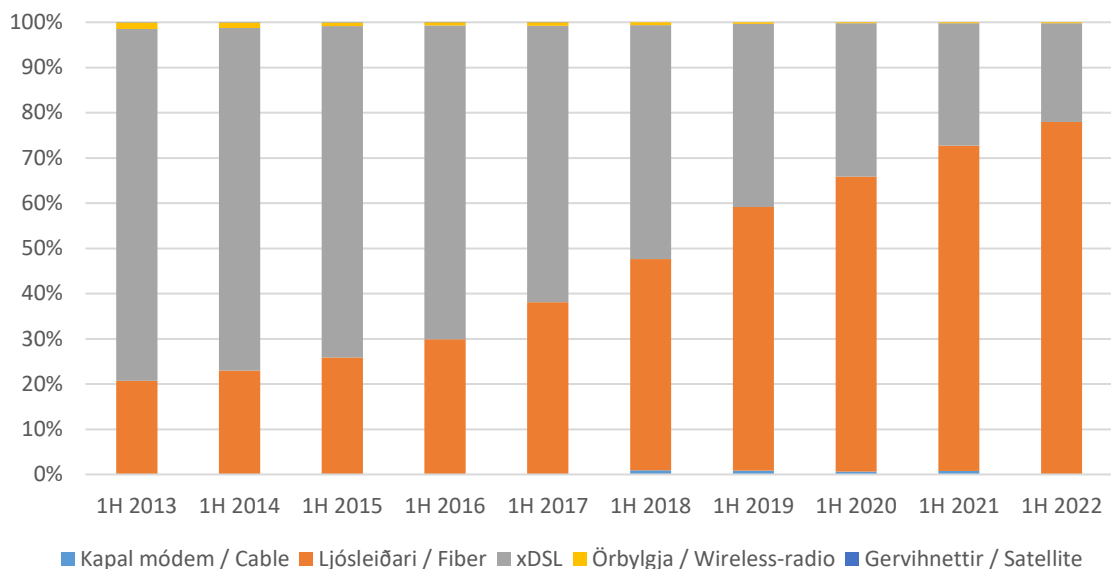
Tafla 26. Fjöldi tenginga eftir tegund

Table 26. Total subscriptions by type

Í lok tímabils / End of	1H 2020	1H 2021	1H 2022
Samtals / Total	139.812	141.450	143.343
- Kapal módem / Cable	879	1.058	0
- Ljósleiðari / Fiber	91.221	101.774	111.705
- xDSL	47.388	38.311	31.352
- Örbylgja / Wireless-radio	324	307	286

Mynd 26. Hlutfall tenginga eftir tegund

Picture 26. Percentage of connections by type



Internetið - Internet

Internettengingar eftir fyrirtækjum / Internet connections by companies

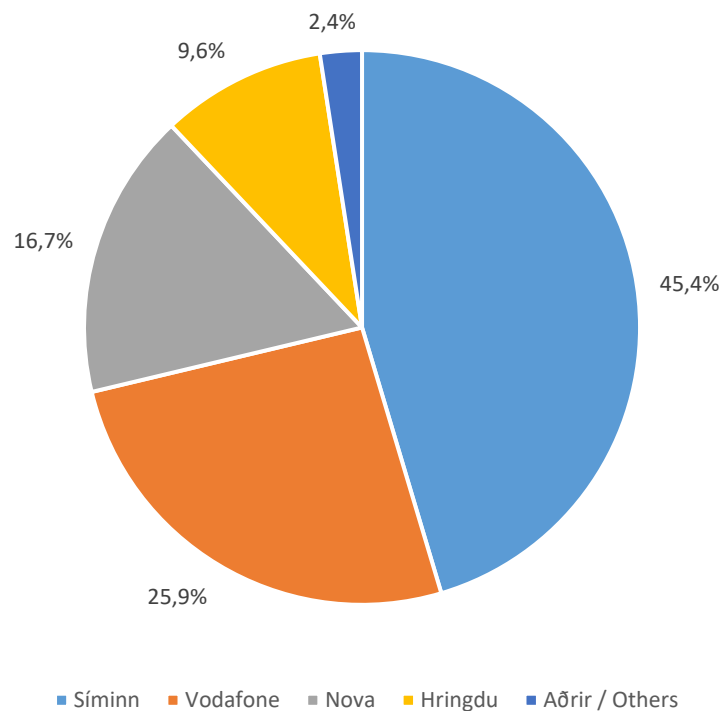
Tafla 27. Fjöldi internettenginga eftir fyrirtækjum

Table 27. Total subscriptions by companies

Í lok tímabils / End of	Fjöldi Number			Markaðshlutdeild Market share		
	1H 2020	1H 2021	1H 2022	1H 2020	1H 2021	1H 2022
Samtals / Total	139.812	141.450	143.343	100,0%	100,0%	100,0%
- Síminn	65.970	63.408	65.072	47,2%	44,8%	45,4%
- Vodafone	39.309	38.822	37.078	28,1%	27,4%	25,9%
- Nova	19.193	22.133	23.951	13,7%	15,6%	16,7%
- Hringdu	11.455	13.143	13.753	8,2%	9,3%	9,6%
- Aðrir / Others	3.885	3.944	3.489	2,8%	2,8%	2,4%

Mynd 27. Markaðshlutdeild skipt eftir fyrirtækjum

Picture 27. Market share by companies



Internetið - Internet

Fjöldi xDSL internettenginga / xDSL subscriptions

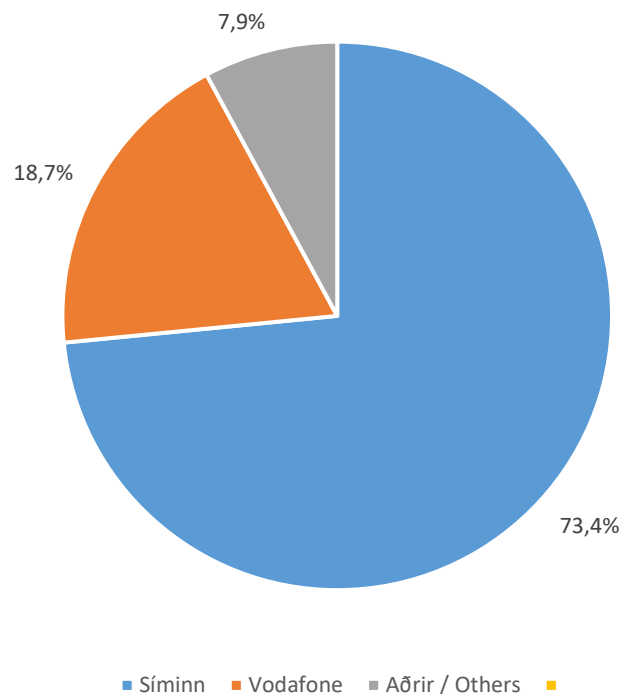
Tafla 28. Fjöldi xDSL tenginga eftir fyrirtækjum

Table 28. Total xDSL subscriptions by companies

Í lok tímabils / End of	Fjöldi Number			Markaðshlutdeild Market share		
	1H 2020	1H 2021	1H 2022	1H 2020	1H 2021	1H 2022
Samtals / Total	47.388	38.311	31.352	100,0%	100,0%	100,0%
- Síminn	34.871	28.498	23.026	73,6%	74,4%	73,4%
- Vodafone	8.603	6.826	5.853	18,2%	17,8%	18,7%
- Aðrir / Others	3.914	2.987	2.473	8,3%	7,8%	7,9%

Mynd 28. Markaðshlutdeild skipt eftir fyrirtækjum

Picture 28. Market share by companies



Internetið - Internet

Fjöldi ljósleiðara internettenginga / Fiber connections

Tafla 29. Fjöldi ljósleiðara internettenginga*

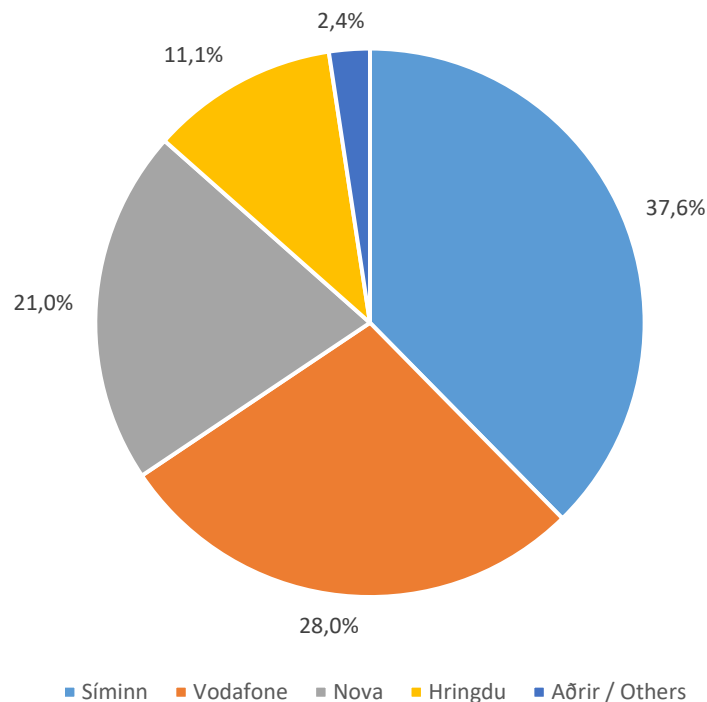
Table 29. Total fiber internet connections*

Í lok tímabils / End of	Fjöldi Number			Markaðshlutdeild Market share		
	1H 2020	1H 2021	1H 2022	1H 2020	1H 2021	1H 2022
Samtals / Total	91.221	101.774	111.705	100,0%	100,0%	100,0%
- Síminn	31.099	34.910	42.046	34,1%	34,3%	37,6%
- Vodafone	30.706	31.996	31.225	33,7%	31,4%	28,0%
- Nova	18.214	21.404	23.413	20,0%	21,0%	21,0%
- Hringdu	9.373	11.490	12.344	10,3%	11,3%	11,1%
- Aðrir / Others	1.829	1.974	2.677	2,0%	1,9%	2,4%

*Ljósleiðari að heimili eða byggingu. / *Fiber to home or building.

Mynd 29. Markaðshlutdeild skipt eftir fyrirtækjum

Picture 29. Market share by companies



Internetið - Internet

Fjöldi xDSL og ljósleiðara internettenginga / xDSL and fiber connections

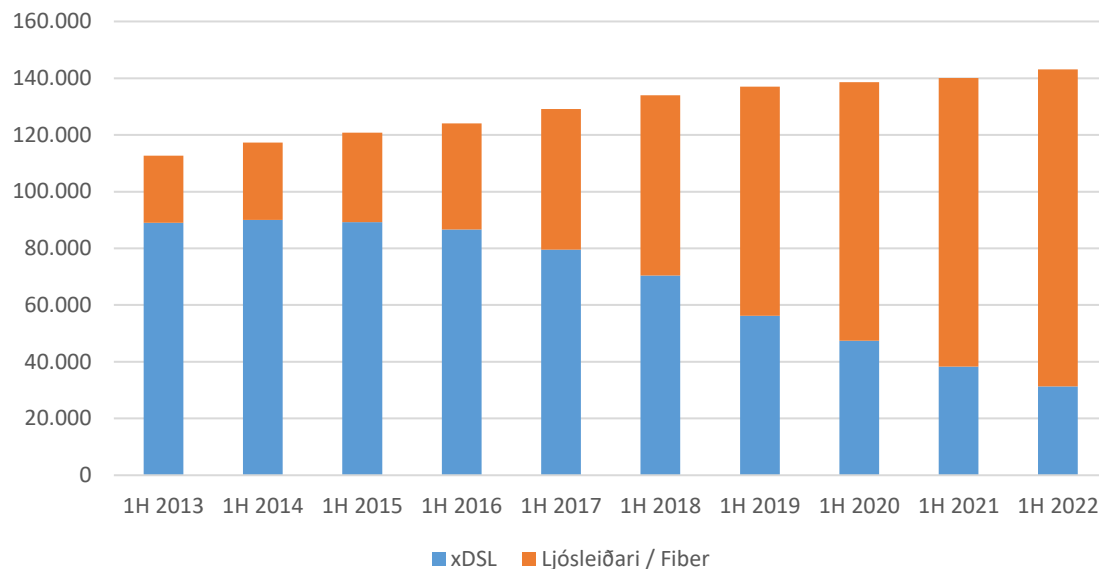
Tafla 30. Fjöldi xDSL og ljósleiðara internettenginga

Table 30. Total xDSL and fiber internet connections

	xDSL	Ljósleiðari / Fiber	Hlutfall ljósleiðari % Fiber ratio %
1H 2013	89.010	23.648	21,0%
1H 2014	90.076	27.259	23,2%
1H 2015	89.295	31.523	26,1%
1H 2016	86.705	37.369	30,1%
1H 2017	79.521	49.602	38,4%
1H 2018	70.379	63.619	47,5%
1H 2019	56.199	80.787	59,0%
1H 2020	47.388	91.221	65,8%
1H 2021	38.311	101.774	72,7%
1H 2022	31.352	111.705	78,1%

Mynd 30. Fjöldi xDSL og ljósleiðara internettenginga

Picture 30. Total xDSL and fiber internet connection



Internetið - Internet

Fjöldi tenginga eftir niðurhalshraða / Internet download speeds

Tafla 31. Fjöldi tenginga eftir niðurhalshraða*

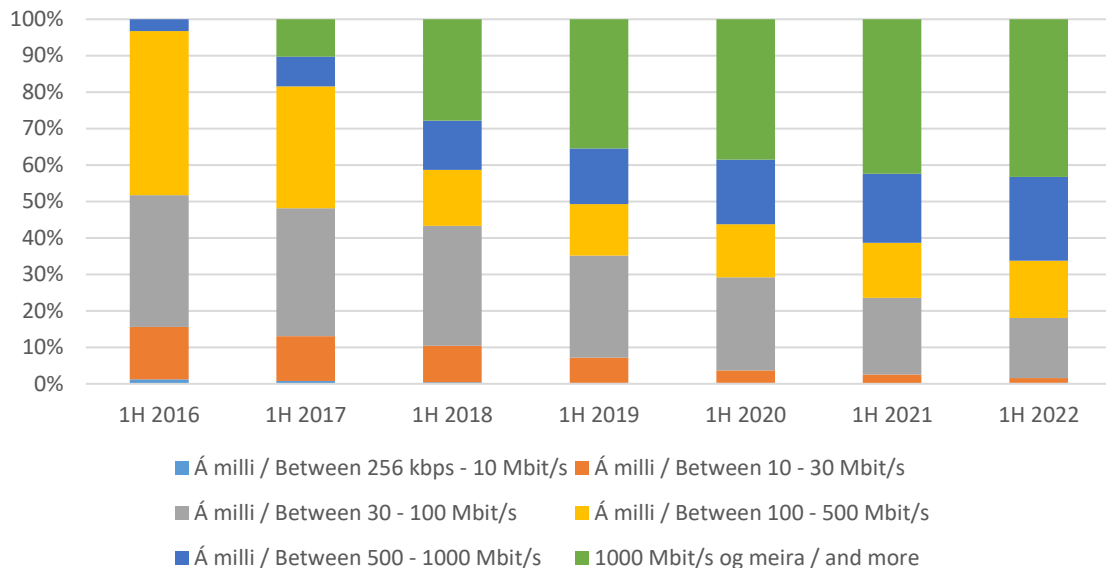
Table 31. Total subscriptions by download speeds*

	Fjöldi Number			Markaðshlutdeild Market share		
	1H 2020	1H 2021	1H 2022	1H 2020	1H 2021	1H 2022
Samtals / Total	139.812	141.450	143.343	100,0%	100,0%	100,0%
- > 256 kbps - 10 Mbit/s	263	187	349	0,2%	0,1%	0,2%
- 10 - 30 Mbit/s	4.877	3.299	1.912	3,5%	2,3%	1,3%
- 30 - 100 Mbit/s	35.691	29.822	23.546	25,5%	21,1%	16,4%
- 100 - 500 Mbit/s	20.300	21.319	22.561	14,5%	15,1%	15,7%
- 500 - 1000 Mbit/s	24.768	26.859	32.926	17,7%	19,0%	23,0%
- > = 1000 Mbit/s	53.913	59.964	62.049	38,6%	42,4%	43,3%

*Auglýstur hraði. / *Advertised speed.

Mynd 31. Hlutfall tenginga eftir niðurhalshraða tengingar

Picture 31. Total subscriptions by download speeds



Internetið - Internet

Fjöldi tenginga eftir upphalshraða / Internet by upload speeds

Tafla 32. Fjöldi tenginga eftir upphalshraða*

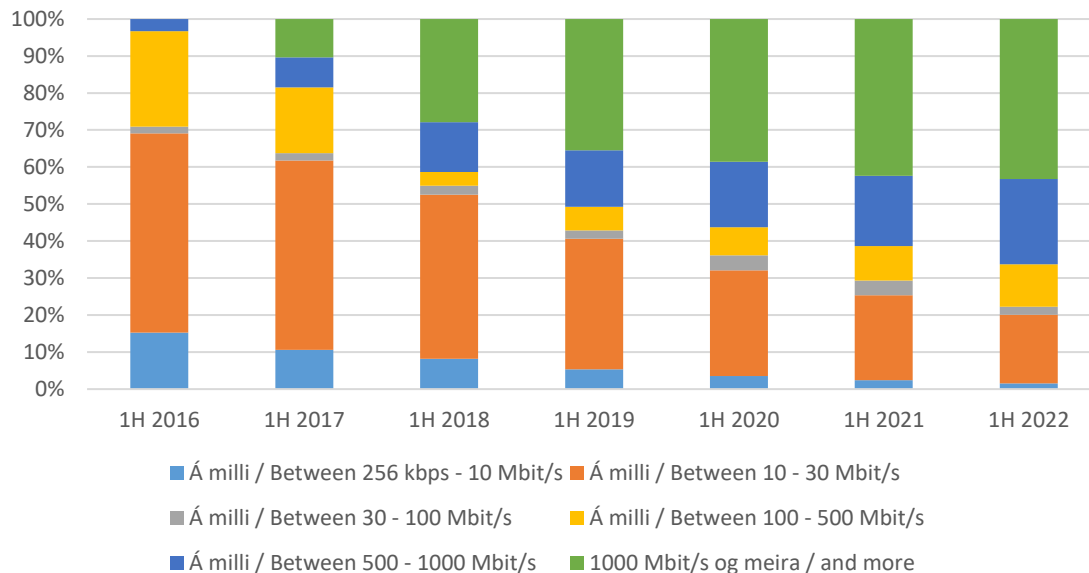
Table 32. Total subscriptions by upload speeds*

	Fjöldi Number			Markaðshlutdeild Market share		
	1H 2020	1H 2021	1H 2022	1H 2020	1H 2021	1H 2022
Samtals / Total	139.812	141.450	143.343	100,0%	100,0%	100,0%
- > 256 kbps - 10 Mbit/s	4.927	3.399	2.204	3,5%	2,4%	1,5%
- 10 - 30 Mbit/s	39.961	32.474	26.617	28,6%	23,0%	18,6%
- 30 - 100 Mbit/s	5.577	5.524	3.100	4,0%	3,9%	2,2%
- 100 - 500 Mbit/s	10.666	13.230	16.447	7,6%	9,4%	11,5%
- 500 - 1000 Mbit/s	24.768	26.859	32.926	17,7%	19,0%	23,0%
- > = 1000 Mbit/s	53.913	59.964	62.049	38,6%	42,4%	43,3%

*Auglýstur hraði. / *Advertised speed.

Mynd 32. Hlutfall tenginga eftir upphalshalshraða tengingar

Picture 32. Total subscriptions by upload speeds



Internetið - Internet

Gagnamagn á fastaneti / Fixed broadband, Data traffic

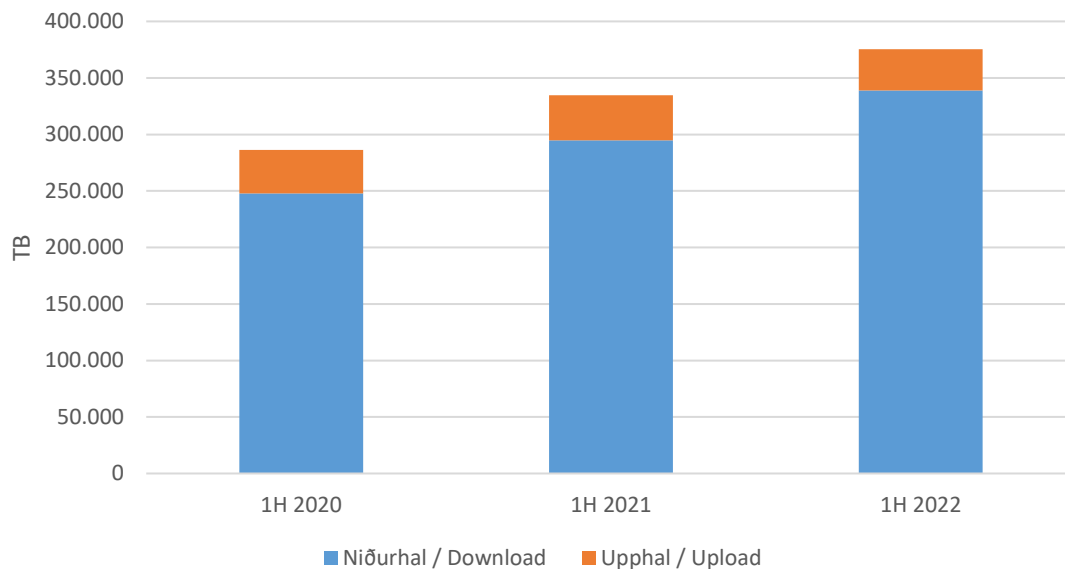
Tafla 33. Gagnamagn á fastaneti

Table 33. Fixed broadband, Data traffic

	Fastanet / Gagnamagn Fixed broadband / Data traffic			Markaðshlutdeild Market share		
	1H 2020	1H 2021	1H 2022	1H 2020	1H 2021	1H 2022
TB						
Samtals / Total	286.233	334.733	375.292	100,0%	100,0%	100,0%
- Niðurhal / Download	247.878	294.698	338.841	86,6%	88,0%	90,3%
- Upphal / Upload	38.355	40.034	36.451	13,4%	12,0%	9,7%

Mynd 33. Gagnamagn á fastaneti

Picture 33. Fixed broadband, data traffic



Internetið - Internet

Gagnamagn á fastaneti, Niðurhal / Fixed broadband, Download

Tafla 34. Gagnamagn á fastaneti, Niðurhal

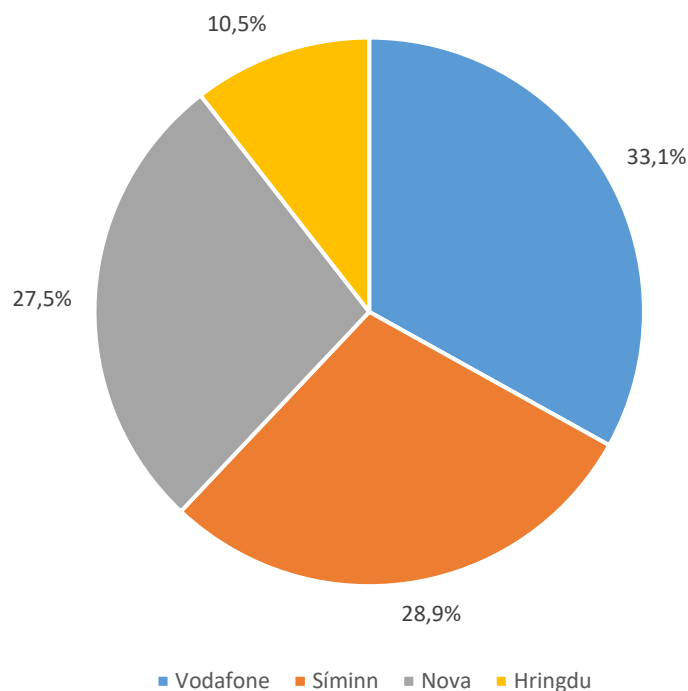
Table 34. Fixed broadband, Download

	Fastanet, Niðurhal Fixed broadband, Download			Markaðshlutdeild Market share		
	1H 2020	1H 2021	1H 2022	1H 2020	1H 2021	1H 2022
TB						
Samtals / Total	247.878	294.698	338.841	100,0%	100,0%	100,0%
- xDSL	57.617	46.681	40.270	23,2%	15,8%	11,9%
- Ljósleiðari / Fiber	190.261	248.017	298.570	76,8%	84,2%	88,1%
- Vodafone	89.307	99.869	112.107	36,0%	33,9%	33,1%
- Síminn	80.159	88.122	98.068	32,3%	29,9%	28,9%
- Nova	55.885	76.107	93.022	22,5%	25,8%	27,5%
- Hringdu	22.527	30.601	35.644	9,1%	10,4%	10,5%

*Tölur fyrir Hringdu eru áætlaðar / Figures for Hringdu are estimated.

Mynd 34. Markaðshlutdeild skipt eftir fyrirtækjum

Picture 34. Market shares by companies



Internetið - Internet

Gagnamagn á fastaneti, Upphal / Fixed broadband, Upload

Tafla 35. Gagnamagn á fastaneti, Upphal

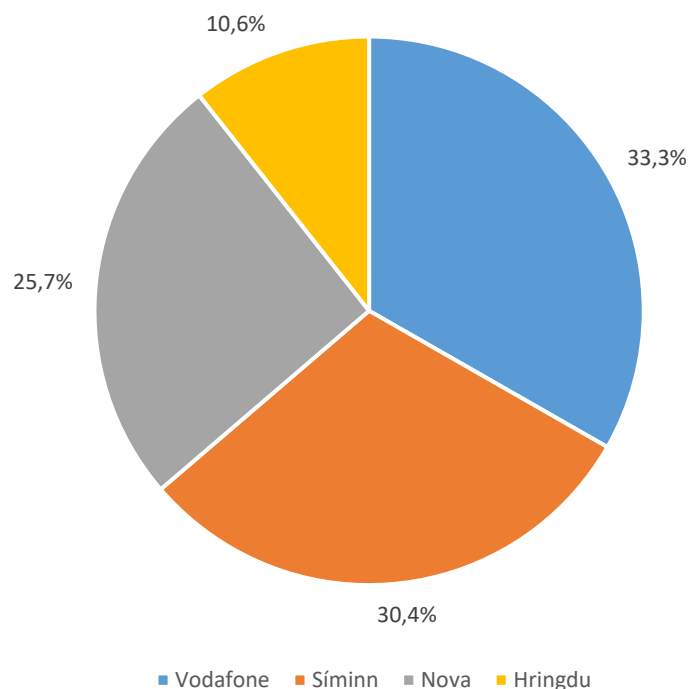
Table 35. Fixed broadband, Upload

	Fastanet, Upphal Fixed broadband, Upload			Markaðshlutdeild Market share		
	1H 2020	1H 2021	1H 2022	1H 2020	1H 2021	1H 2022
TB						
Samtals / Total	38.355	40.034	36.451	100,0%	100,0%	100,0%
- xDSL	6.362	4.975	3.797	16,6%	12,4%	10,4%
- Ljósleiðari / Fiber	31.993	35.059	32.654	83,4%	87,6%	89,6%
- Vodafone	14.417	14.176	12.130	37,6%	35,4%	33,3%
- Síminn	11.463	11.596	11.094	29,9%	29,0%	30,4%
- Nova	8.836	10.008	9.356	23,0%	25,0%	25,7%
- Hringdu	3.639	4.254	3.871	9,5%	10,6%	10,6%

*Tölur fyrir Hringdu eru áætlaðar / Figures for Hringdu are estimated.

Mynd 35. Markaðshlutdeild skipt eftir fyrirtækjum

Picture 35. Market shares by companies



Internetið - Internet

Heildarfjöldi áskrifenda með IPTV / IPTV subscriptions

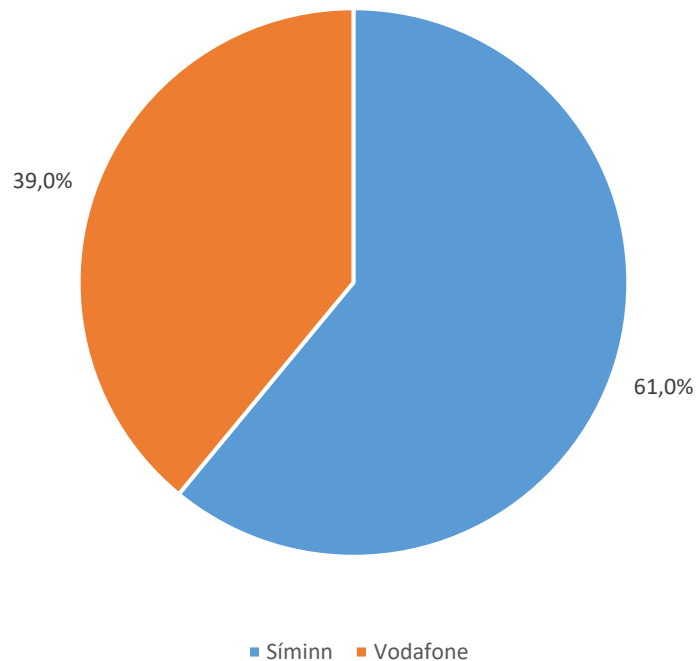
Tafla 36. Heildarfjöldi áskrifenda með sjónvarp yfir IP-net

Table 36. Number of IPTV subscriptions

Í lok tímabils / End of	Fjöldi Number			Markaðshlutdeild Market share		
	1H 2020	1H 2021	1H 2022	1H 2020	1H 2021	1H 2022
Samtals / Total	89.248	88.289	78.413	100,0%	100,0%	100,0%
- xDSL	32.027	28.547	19.584	35,9%	32,3%	25,0%
- Ljósleiðari / Fiber	57.221	59.742	58.829	64,1%	67,7%	75,0%
- Síminn	57.279	56.765	47.805	64,2%	64,3%	61,0%
- Vodafone	31.969	31.524	30.608	35,8%	35,7%	39,0%

Mynd 36. Markaðshlutdeild skipt eftir fyrirtækjum

Picture 36. Market share by companies



Velta og fjárfesting – Revenue and Investment

Heildartekjur eftir fjarskiptastarfsemi / Income from telecommunication

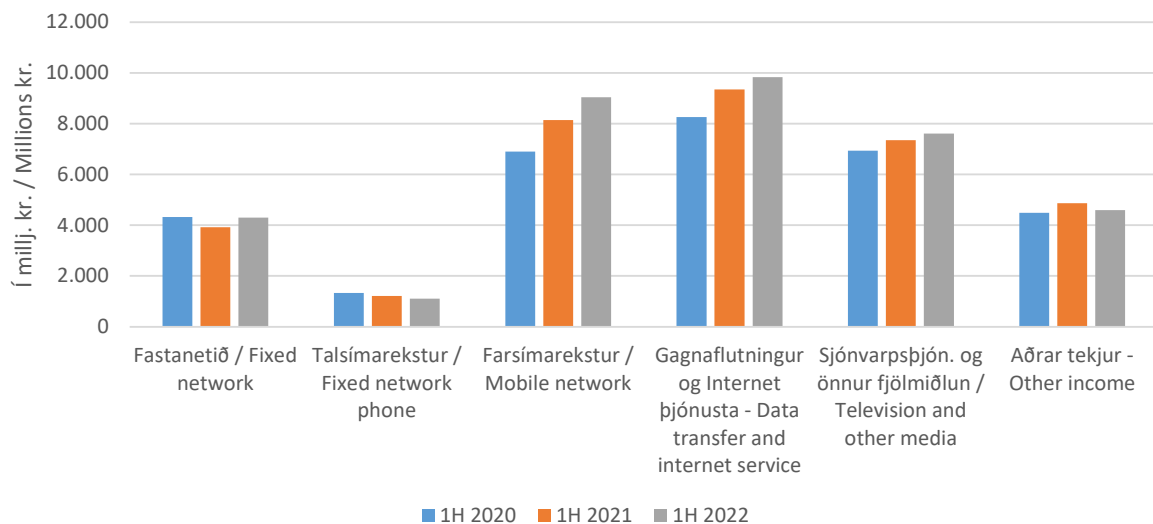
Tafla 37. Heildartekjur eftir fjarskiptastarfsemi

Table 37. Total income from telecommunication

	1H 2020	1H 2021	1H 2022
Í milljónum króna / In millions of krónur			
Samtals / Total	32.237	34.847	36.478
- Fastanetið / Fixed network	4.322	3.923	4.298
- Talsímarekstur / Fixed network phone	1.328	1.207	1.111
- Farsímarekstur / Mobile network	6.903	8.142	9.042
- Gagnafl. og Internet þjón. / Data transfer and Internet service	8.257	9.355	9.831
- Sjónvarpsþjón. og önnur fjölmiðlun / Television and other media	6.937	7.353	7.607
- Aðrar tekjur / Other income	4.491	4.867	4.590

Mynd 37. Heildartekjur eftir fjarskiptastarfsemi

Picture 37. Total income from telecommunication



Velta og fjárfesting – Revenue and Investment

Fjárfestingar eftir fjarskiptastarfsemi / Investment in telecommunication

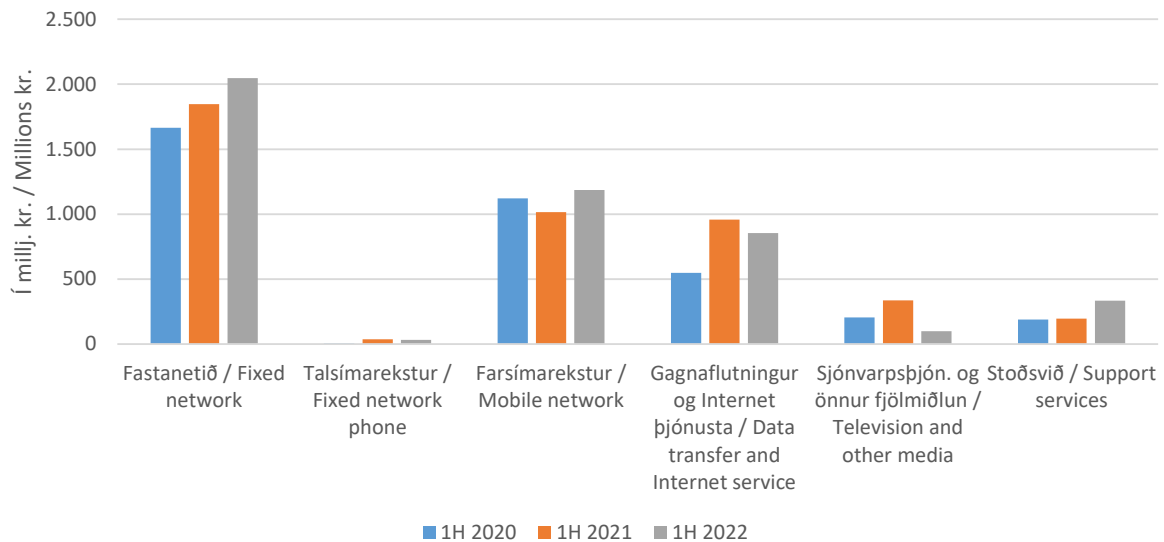
Tafla 38. Fjárfestingar eftir fjarskiptastarfsemi

Table 38. Investment in telecommunication

	1H 2020	1H 2021	1H 2022
Í milljónum króna / In millions of krónur			
Samtals / Total	3.730	4.385	4.550
- Fastanetið / Fixed network	1.666	1.847	2.046
- Talsímarekstur / Fixed network phone	4	36	31
- Farsímarekstur / Mobile network	1.121	1.015	1.185
- Gagnafl. og Internet þjón. / Data transfer and Internet service	547	957	855
- Sjónvarpsþjón. og önnur fjölmiðlun / Television and other media	204	336	99
- Stoðsvið / Support services	189	195	334

Mynd 38. Fjárfestingar eftir fjarskiptastarfsemi

Picture 38. Investment in telecommunication



Skráð fyrirtæki – Registered Operators

Skráð fjarskiptafyrirtæki	Tegund starfsemi
1819 Nýr valkostur ehf.	Upplýsingaþjónusta um símanúmer/ <i>Directory enquiry service</i>
Advania hf.	Gagnaflutningsþjónusta/ <i>Data transmission service</i>
Alza ehf.	Gagnaflutningsþjónusta um þráðlaus- og fastanet/ <i>Data transmission service via fixed and wireless electronic communication networks</i>
Alþingi	Hljóðvarps og/eða sjónvarpsdreifing/ <i>Transmission of radio and television signal</i>
Austurljós ehf.	Gagnaflutningsnet og þjónusta/ <i>Data transmission and service</i>
Ábótinn ehf.	Gagnaflutningsnet og –þjónusta/ <i>Data transmission and service</i>
Árvakur hf.	Upplýsingaþjónusta um símanúmer/ <i>Directory enquiry service</i>
Ásaljós	Rekstur fastlínu fjarskiptanets/ <i>Operation of fixed electronic communication network</i>
Bláskógaljós	Rekstur fastlínu fjarskiptanets/ <i>Operation of fixed electronic communication network</i>
Bloomberg Finance L.P.	Leigulínuþjónusta og almennt fjarskiptanet/ <i>Leased line and network</i>
Boðleið þjónusta ehf.	Talsímaþjónusta, farsímaþjónusta og rekstur fastlínu fjarskiptanets/ <i>Voice telephony, mobile telephony and operation of fixed data transmission network</i>
Brimrún ehf.	Gagnaflutningsþjónustu um gervitungl/ <i>Data transmission via satellite</i>
BT Solutions Limited, útibú á Íslandi	Gagnaflutningsþjónusta/ <i>Data transmission services</i>
Century Link Iceland ehf.	Rekstur fjarskiptanets og gagnaflutningsþjónustu/ <i>Operation of fixed electronic communication network and data transmission service</i>
Colt Technology Services AB	Gagnaflutningsþjónusta/ <i>Data transmission services</i>
Cronus ehf.	Hljóðvarps- og/eða sjónvarpsdreifing/ <i>Transmission of radio and television signals</i>
Cubic Telecom Limited	Rekstur fastlínu- og þráðlauss fjarskiptanets- og gagnaflutningsþjónusta um þráðlaus net/ <i>Operation of fixed and wireless electronic communications network and data transmission via wireless electronic communications networks</i>
Dalaveitur ehf.	Rekstur fastlínu fjarskiptanets/ <i>Operation of fixed electronic communications network</i>
DCN Hub ehf.	Farsíma- og gagnaflutningsþjónusta/ <i>Mobile and data transmission services</i>
DIDWW Ireland Limited	Gagnaflutnings- og talsímaþjónusta/ <i>Data transmission and telephony service</i>

Digrikklettur ehf.	Rekstur fastlínu fjarskiptanets/ <i>Operation of fixed electronic communications network</i>
DVD-Margmiðlun ehf.	Rekstur breiðbandskerfis fyrir útvarpsdreifingu/ <i>Broadcast cable network</i>
EchoStar Mobile Limited	Farnets gervihnattaþjónusta/ <i>Mobile satellite services</i>
Eyja- og Miklaholts- hreppur	Rekstur fastlínu fjarskiptanets/ <i>Fixed data transmission network</i>
Factor ehf.	Gagnaflutningsnet- og gagnaflutningsþjónusta/ <i>Data transmission and service</i>
Farice ehf.	Sæstrengur/ <i>Submarine cable</i>
Ferðaþjónustan Húsafelli ehf.	Rekstur fastlínu fjarskiptanets/ <i>Operation of fixed electronic communication network</i>
Feris ehf.	Gagnaflutningsþjónusta/ <i>Data transmission service</i>
Fjarskiptafélag Mývanssveitar ehf.	Gagnaflutningsþjónusta um fastanet/ <i>Data transmission service via fixed electronic communication network</i>
Fjarskiptafélag Reykhólahrepps	Rekstur fastlínu fjarskiptanets/ <i>Operation of fixed electronic communications network</i>
Fjarskiptafélag Skagabyggðar	Gagnaflutningsnet/ <i>Data transmission network</i>
Fjarskiptafélag Skeiða- og Gnúpverjahrepps ehf.	Gagnaflutningsnet/ <i>Data transmission network</i>
Fjarskiptafélag Svalbarðshrepps ehf.	Rekstur fastlínu fjarskiptanets/ <i>Operation of fixed electronic communications network</i>
Fjölnet ehf.	Talsíma-, gagnaflutningsþjónusta og fjarskiptanet/ <i>Voice telephony, data transmission and network</i>
Flóaljós	Rekstur fastlínu fjarskiptanets/ <i>Operation of fixed electronic communication network</i>
Gagnaveita Helgafellssveit ehf.	Rekstur fastlínu fjarskiptanets/ <i>Operation of fixed electronic communication network</i>
Gagnaveita Hornafjarðar ehf.	Fjarskiptanet/ <i>Electronic communication networks</i>
Gagnaveita Reykjavíkur ehf.	Gagnaflutningsnet og -þjónusta/ <i>Data transmission and service</i>
Gagnaveita Suðurlands ehf.	Gagnaflutningsþjónusta/ <i>Data transmission service</i>
Gagnaveitan ehf.	Fjarskiptaþjónusta/ <i>Electronic communication services</i>
GlobalCall ehf.	Talsímaþjónusta/ <i>Voice telephony</i>
Globalstar Europe Satellite Services Ltd.	Gervihnattaþjónusta/ <i>Satellite services</i>
Halló ehf.	Upplýsingaþjónusta um símanúmer/ <i>Directory enquiry service</i>
Hitaveita Drangsness	Rekstur fastlínu fjarskiptanets/ <i>Operation of fixed electronic communication network</i>
Hitaveita Egilsstaða/Fella ehf.	Rekstur fastlínu- og þráðlaus fjarskiptanets, gagnaflutningsþjónusta um þráðlaus og fastanet og hljóðvarps og/eða sjónvarpsdreifing/

	<i>Operation of fixed and wireless electronic communication networks, data transmission via fixed and wireless electronic communications networks and transmission of radio and television signals</i>
Hitaveita Tálknafjarðarhrepps	Gagnaflutningsþjónusta um fastanet/ <i>Data transmission network</i>
Hljóðsmárin ehf.	Hljóðvarps- og/eða sjónvarpsdreifing/ <i>Transmission of radio and television signals</i>
Hópkaup ehf.	Upplýsingaþjónusta um símanúmer/ <i>Directory enquiry service</i>
Hótel Laki ehf.	Rekstur fastlínu fjarskiptanets/ <i>Operation of fixed electronic communication network</i>
Hrafshóll ehf.	Rekstur fastlínu fjarskiptanets/ <i>Operation of fixed electronic communication network</i>
Hringdu ehf.	Talsíma- og gagnaflutningsþjónusta/ <i>Voice telephony and data transmission service</i>
Hringiðan ehf./Vortex Inc.	Talsíma-, gagnaflutningsþjónusta og fjarskiptanet/ <i>Voice telephony, data transmission and network</i>
Hrunaljós	Rekstur fastlínu fjarskiptanets/ <i>Operation of fixed electronic communications network</i>
Húnanet ehf.	Rekstur fastlínu fjarskiptanets/ <i>Operation of fixed electronic communications network</i>
Hvalfjarðarsveit	Fjarskiptanet/ <i>Electronic communication networks</i>
Icelandair ehf.	Fjarskiptanet/Network
IMC Ísland ehf.	DCS 1800 farsímaþjónusta/ <i>Mobile DSC 1800</i>
Internet á Íslandi hf.	Fjarskiptanet, talsíma- og gagnaflutningsþjónusta/ <i>Network, voice telephony and data transmission</i>
Isavia ehf.	Talþjónusta við flugvélar og rekstur fastlínu fjarskiptakerfis/ <i>Voice transmission service for aircrafts and operation of fixed electronic communication network</i>
Isavia ANS ehf.	Rekstur fastlínu fjarskiptanets/ <i>Operation of fixed electronic communication network</i>
Já hf.	Útgáfa síma- og vistfangaskrár. Upplýsingaþjónusta um símanúmer/ <i>Publication of directories, directory enquiry service</i>
Kukl ehf.	Talsíma-, gagnaflutningsþjónusta og fjarskiptanet/ <i>Voice telephony, data transmission and network</i>
Landhelgisgæsla Íslands	Rekstur og útleiga NATO ljósleiðarastrengs/ <i>Management and lease of NATO's optical fibre network</i>
Leiðarljós ehf.	Rekstur fastlínu fjarskiptanets/ <i>Operation of fixed electronic communications network</i>
Lindin, kristilegt útvarp	Hljóðvarps- og/eða sjónvarpsdreifing/ <i>Transmission of radio and television signals</i>
LÍF í Mýrdal ehf.	Rekstur fastlínu fjarskiptanets/ <i>Fixed data transmission network</i>
Ljós og gagnaleiðari ehf.	Gagnaflutningsnet/ <i>Data transmission network</i>
Ljósfesti ehf.	Rekstur fastlínu fjarskiptanets/ <i>Operation of fixed electronic communication network</i>

Ljósleiðari Borgarbyggðar	Rekstur fastlínu fjarskiptanets/ <i>Operation of fixed electronic communication network</i>
Ljósunktur ehf.	Rekstur fastlínu fjarskiptanets/ <i>Operation of fixed electronic communication network</i>
Loki Telecom ehf.	Rekstur fastlínu- og þráðlauss fjarskiptanets, gagnaflutningsþjónusta um þráðlaus og fastanet og hljóðvarps og/eða sjónvarpsdreifing <i>Operation of fixed and wireless electronic communication networks, data transmission via fixed and wireless electronic communications networks</i>
Lýsir ehf.	Rekstur þráðlauss fjarskiptanets/ <i>Operation of wireless electronic communication networks</i>
Magnavík ehf.	Gagnaflutningsþjónusta/ <i>Data transmission service</i>
Martölvan ehf.	Talsíma, gagnaflutningsþjónusta og fjarskiptanet/ <i>Voice telephony, data transmission and network</i>
Míla ehf.	Fjarskiptanet/ <i>Network</i>
Mobiweb Telecom Limited	Farsímaþjónusta/ <i>Mobile service</i>
Nepal hugbúnaður	Gagnaflutningsþjónusta og þráðlaust fjarskiptanet/ <i>Data transmission service and wireless data transmission</i>
Netvarp og Sport ehf.	Hljóðvarps- og/eða sjónvarpsdreifing/ <i>Transmission and radio and/or television signals</i>
Netvöktun ehf.	Talsímaþjónusta, rekstur fastlínu og þráðlauss fjarskiptanets og gagnaflutningsþjónusta um fasta- og þráðlaus net/ <i>Voice telephony, operation of fixed and wireless electronic communications networks and fixed and wireless data transmission service</i>
Neyðarlínan hf.	Talsímaþjónusta/neyðarsímsvörun/ <i>Voice telephony - emergency service</i>
Nordic Networks ehf.	Sæstrengur og gagnaflutningsþjónusta/ <i>Submarine cable and data transmission service</i>
Nova ehf.	Talsíma- og gagnaflutningsþjónusta/ <i>Voice telephony and data transmission</i>
OnAir S.A.R.L.	Farsímaþjónusta um borð í flugvélum (MCA)/ <i>Mobile communication services on aircraft (MCA)</i>
Opin kerfi ehf.	Gagnaflutningsþjónusta/ <i>Data transmission service</i>
Origo hf.	Gagnaflutningsþjónusta/ <i>Data transmission</i>
Orkufjarskipti hf.	Fjarskiptanet/ <i>Electronic communication network</i>
Parking plus ehf.	Talsímaþjónusta og fjarskiptanet/ <i>Voice telephony and network</i>
Premis ehf.	Tal- og farsímaþjónusta, rekstur þráðlauss og fastlínu fjarskiptanets og gagnaflutningsþjónusta um fastanet og þráðlaus net/ <i>Voice telephony and mobile services, operation of fixed and wireless electronic communication networks and fixed and wireless data transmission services</i>
Protecion ehf.	Rekstur fastlínu fjarskiptanets/ <i>Operation of fixed electronic communication network</i>

Rafey ehf.	Rekstur fastlínu fjarskiptanets/ <i>Operation of wireless electronic communication network</i>
Rangárljós	Rekstur fastlínu fjarskiptanets/ <i>Operation of fixed electronic communication network</i>
Refinitiv Norge A/S	Gagnaflutningsþjónusta um fastanet/ <i>Fixed line network data transmission</i>
Ríkisútvarpið ohf.	Fjarskiptaþjónusta: Hljóðvarp og sjónvarp/ <i>Transmission of radio and television signals</i>
Sensa ehf.	Gagnaflutningsþjónusta um fastanet/ <i>Data transmission service via fixed electronic communication network</i>
Síminn hf.	Talsímaþjónusta, GSM, gagnaflutningsnet o.fl./ <i>Voice telephony, mobile, data transmission and network</i>
Sjónvarpsmiðstöðin ehf.	Gagnaflutningsþjónusta/ <i>Data transmission service</i>
Snerpa ehf.	Fjarskiptanet/ tal- og gagnaflutningsþjónusta/ <i>Network, voice telephony and data transmission</i>
Splitti ehf.	Talsíma- og farsímaþjónusta, gagnaflutningsþjónusta um fastanet og þráðlaus net og upplýsingaþjónusta um símanúmer/ <i>Voice telephony, mobile, fixed and wireless data transmission and directory enquiry services</i>
Stöð 5 ehf.	Talsíma- og farsímaþjónusta/ <i>Voice and mobile telephony</i>
Sumarsól ehf.	Upplýsingaþjónusta um símanúmer/ <i>Directory enquiry service</i>
Sýn hf.	Talsímaþjónusta, farsímaþjónusta, gagnaflutningsþjónusta og fjarskiptanet/ <i>Voice telephony, mobile, data transmission and network</i>
Tech Support á Íslandi ehf.	Talsímaþjónusta, gagnaflutningsþjónusta um fastanet og þráðlaus net/ <i>Voice telephony and fixed and wireless data transmission services</i>
TELE Greenland A/S	Sæstrengur/ <i>Submarine cable</i>
Tengir ehf.	Ljósleiðaranet/ <i>Fiber optical network</i>
Tismi BV	Tal- og farsímaþjónusta/ <i>Voice and mobile telephony</i>
TSC ehf.	Talsíma-, gagnaflutningsþjónusta og fjarskiptanet/ <i>Voice telephony, data transmission and network</i>
TRS ehf.	Gagnaflutningsþjónusta/ <i>Data transmission service</i>
Truephone Limited	Farsímaþjónusta og gagnaflutningsþjónusta um þráðlaus net/ <i>Mobile telephony and data transmission via wireless electronic communications networks</i>
Twilio Ireland Limited	Talsíma- og farsímaþjónusta, gagnaflutningsþjónusta um fastanet og þráðlaus net og rekstur fastanets og þráðlauss nets/ <i>Voice telephony and mobile services, operation of fixed and wireless electronic communication networks and fixed and wireless data transmission services</i>
Tölvun ehf.	Gagnaflutningsnet og -þjónusta/ <i>Data transmission and service</i>
Vengo ehf.	Gagnaflutningsþjónusta um fastanet/

	<i>Fixed data transmission service/</i>
Yellow Mobile B.V	<i>Voice and mobile telephony, operation of fixed and wireless electronic communication networks, data transmission via fixed and wireless electronic communications networks</i>
Zendesk International Limited	<i>SMS og VoIP þjónusta í gegnum ský/</i>
	<i>SMS and VoIP services using software via the cloud</i>
Þekking - Tristan hf.	<i>Gagnaflutningsnet og –þjónusta/</i>
	<i>Data transmission and service</i>
Þorvaldur Stefánsson	<i>Skipaþjónustugagna- flutningur/</i>
	<i>Maritime mobile</i>
Örugg afritun ehf.	<i>Gagnaflutningsþjónusta um fastanet/</i>
	<i>Fixed data transmission service</i>
Öryggisfjarskipti ehf.	<i>Fjarskiptaþjónusta og fjarskiptanet/TETRA/</i>
	<i>Telecommunication service and network / TETRA</i>