

TÖLFRÆÐI UM ÍSLENSKA FJARSKIPTAMARKAÐINN

FYRRI HELMINGUR ÁRSINS 2023

STATISTICS ON THE ICELANDIC
TELECOMMUNICATIONS MARKET
THE FIRST HALF OF 2023



Fjarskiptastofa



ECOI
Electronic Communications
Office of Iceland

Efnisyfirlit - Table of Contents

Inngangur	4
Introduction	4
Helstu stærðir – Main indicators.....	5
Fastanet – Fixed network.....	6
Helstu stærðir á fastaneti / Main indicators in the fixed network.....	6
Áskrifendur með fastlínusíma / Subscribers with fixed network phone.....	7
Heildarfjöldi mínútna á fastaneti / Traffic in the fixed network	8
Fjöldi mínútna eftir fyrirtækjum / Traffic by companies.....	9
Símtöl til fastaneta / Calls to fixed networks	10
Símtöl til útlanda / Outgoing international calls	11
Símtöl til farsímaneta / Calls to mobile networks.....	12
Farsímanet – Mobile network.....	13
Helstu stærðir á farsímaneti / Main indicators in mobile networks	13
Heildarfjöldi áskrifta / Total subscriptions	14
Heildarfjöldi áskrifta með talþjónustu / Mobile voice subscriptions	15
Samningsbundnar áskriftir / Contract subscriptions.....	16
Fyrirframgreidd símakort / Pre-paid phone cards	17
Virk símakort á farsímaneti / Active phone cards on mobile networks.....	18
Fjöldi mínútna úr farsímum / Minutes from mobile phones	19
Heildarfjöldi mínútna úr farsímum / Minutes from mobile phones	20
Fjöldi mínútna úr farsímum til fastaneta / Minutes to fixed networks.....	21
Fjöldi mínútna úr farsímum í farsíma / Minutes from mobile to mobile	22
Fjöldi mínútna úr farsímum til útlanda / Outgoing international calls	23
Fjöldi SMS og MMS / Number of SMS and MMS	24
Fjöldi áskrifta fyrir netið í farsímann / Voice and data subscriptions	25
Netþjónusta á farsímaneti / Data only subscriptions.....	26
Gagnamagn á farsímaneti / Data traffic over mobile networks.....	27
Gagnamagn á farsímaneti / Data traffic in mobile networks.....	28
Gagnamagn, netið í símann / Data traffic, voice and data.....	29
Gagnamagn, eingöngu gagnaáskrift / Data traffic, only data subscriptions	30
Internetið – Internet	31
Fjöldi internettenginga / Internet subscriptions	31
Internettengingar eftir fyrirtækjum / Internet connections by companies	32
Fjöldi xDSL internettenginga / xDSL subscriptions.....	33

Fjöldi ljósleiðara internettenginga / Fiber connections	34
Fjöldi xDSL og ljósleiðara internettenginga / xDSL and fiber connections	35
Fjöldi tenginga eftir niðurhalshraða / Internet download speeds	36
Fjöldi tenginga eftir upphalshraða / Internet by upload speeds.....	37
Gagnamagn á fastaneti / Fixed broadband, Data traffic.....	38
Gagnamagn á fastaneti, Niðurhal / Fixed broadband, Download.....	39
Gagnamagn á fastaneti, Upphal / Fixed broadband, Upload.....	40
Heildarfjöldi áskrifenda með IPTV / IPTV subscriptions	41
Velta og fjárfesting – Revenue and Investment.....	42
Heildartekjur eftir fjarskiptastarfsemi / Income from telecommunication	42
Fjárfestingar eftir fjarskiptastarfsemi / Investment in telecommunication.....	43
Skráð fyrirtæki – Registered Operators	44

Inngangur

Fjarskiptastofa hefur um árabil gefið út skýrslur með tölfræðilegum upplýsingum um fjarskiptamarkaðinn á Íslandi. Hafa skýrslurnar verið unnar með sambærilegum hætti frá árinu 2006 upp úr upplýsingum frá fjarskiptafyrirtækjum. Frá árinu 2009 hafa þær verið gefnar út tvisvar á ári. Skýrslur fyrir fyrri helming hvers árs eru birtar á 4. ársfjórðungi og skýrslur fyrir heil ár eru birtar á fyrri hluta 2. ársfjórðungs.

Sú skýrsla sem hér birtist tekur til fyrri helminga árána 2021-2023. Er henni skipt upp í kafla þar sem fyrst er horft á fastanetið, síðan farsímanetið, internetið og að síðustu veltu og fjárfestingu á fjarskiptamarkaði.

Á [vef](#) Fjarskiptastofu má nálgast allar tölfræðiskýrslur stofnunarinnar ásamt töflum og myndum í Excel skjölum.

Introduction

The Electronic Communications Office of Iceland (ECOI) has published a statistics report on the telecommunications market in Iceland since 2006 and twice a year since 2009. The reports are based on statistical information gathered by the Administration from registered telecommunications undertakings in the country. The reports for the first half of the year are published in the last quarter of the year and the reports on the whole year in the beginning of the second quarter.

This report shows statistics for the first half of the last three years from 2021 through 2023, and is divided into sections dedicated to fixed-line networks, mobile networks, Internet, and turnover and investments in the electronic communications market.

All ECOI's statistics reports can be accessed on our [website](#) as well as the background data in Excel files.

Helstu stærðir – Main indicators

Helstu stærðir <i>Main indicators</i>	1H 2023	1H 2022	Breyting % Change %
Fastlínusími / <i>Fixed network phone</i>	89.409	98.753	-9,5%
- Þar af VoIP sími / <i>There of VoIP phone</i>	80.501	82.029	-1,9%
Fjöldi mín. úr fastlínusíma / <i>Traffic in the fixed network, (1.000)</i>	55.848	69.589	-19,7%
Heildarfjöldi farsímaáskrifta / <i>Total mobile subscriptions</i>	549.112	509.491	7,8%
Áskriftir með talþjónustu / <i>Mobile voice subscriptions</i>	476.024	447.774	6,3%
Gagnaáskrift eingöngu / <i>Data only subscriptions</i>	73.088	61.717	18,4%
Samningsbundnar áskriftir / <i>Contract subscriptions</i>	321.687	287.578	11,9%
Fyrirfram greidd símakort / <i>Pre-paid phone cards</i>	154.337	160.196	-3,7%
Fjöldi mín. úr farsíma / <i>Traffic in the mobile network, (1.000)</i>	545.489	547.335	-0,3%
Send SMS / <i>SMS sent from mobile, (1.000)</i>	74.195	78.513	-5,5%
Send MMS / <i>MMS sent from mobile, (1.000)</i>	3.656	3.326	9,9%
Netið í símann / <i>Voice and data subscriptions</i>	416.934	400.704	4,1%
Netþjónusta á farsímaneti / <i>Data only subscriptions</i>	73.088	61.717	18,4%
Gagnamagn á farsímaneti / <i>Data traffic in mobile networks, (TB)</i>	75.073	59.182	26,9%
Gagnamagn, netið í símann / <i>Data traffic, voice and data, (TB)</i>	44.676	34.717	28,7%
Netþjónusta á farsímaneti / <i>Data traffic, only data, (TB)</i>	30.397	24.465	24,2%
Fjöldi internettenginga / <i>Number of internet subscriptions</i>	141.474	140.757	0,5%
Ljósleiðari / <i>Fiber</i>	120.381	111.705	7,8%
xDSL	20.846	28.766	-27,5%
Gagnamagn á fastaneti / <i>Fixed broadband, data traffic, (TB)</i>	401.132	371.317	8,0%
Gagnamagn á fastaneti, Niðurhal / <i>Fixed broadband, Download, (TB)</i>	358.094	334.849	6,9%
Gagnamagn á fastaneti, Upphal / <i>Fixed broadband, Upload, (TB)</i>	43.038	36.468	18,0%
IPTV sjónvarp / <i>IPTV</i>	76.246	78.413	-2,8%
Heildartekjur / <i>Total income from telecommunication</i>	37.570	36.478	3,0%
Fjárfesting / <i>Investment in the telecommunication</i>	5.581	4.550	22,7%

Fastanet – Fixed network

Helstu stærðir á fastaneti / Main indicators in the fixed network

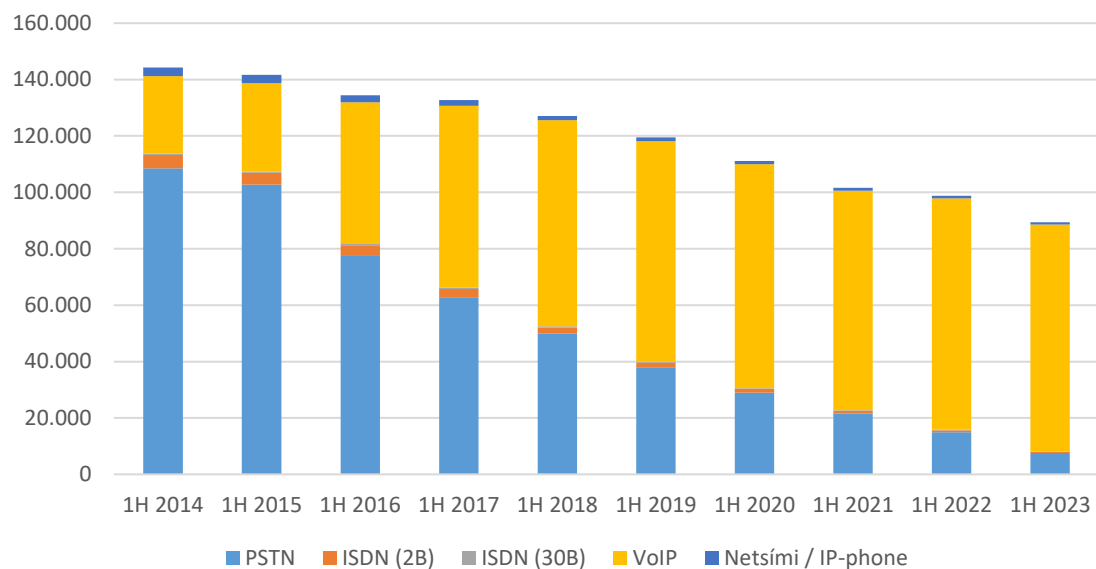
Tafla 1. Helstu stærðir á fastaneti

Table 1. Main indicators in the fixed network

	1H 2021	1H 2022	1H 2023
PSTN aðgangslínur / PSTN subscribers lines	49.675	41.335	14.009
ISDN línur (2B) / ISDN (2B) subscribers lines	891	657	355
ISDN línur (30B) / ISDN (30B) subscribers lines	222	165	115
VoIP sími / VoIP phone	77.831	82.029	80.501
Netsími (49X-XXXX) / IP phone	1.003	918	852
(1.000 mínútur / minutes)			
Símtöl úr fastlínusíma / Calls from fixed networks	78.004	69.589	55.848
Símtöl til fastaneta / Calls to fixed networks	44.881	40.148	31.669
Símtöl til útlanda / Outgoing international calls	1.564	1.390	1.307
Símtöl til farsímaneta / Calls to mobile networks	31.559	28.051	22.872

Mynd 1. Heildarfjöldi áskrifenda með fastlínusíma

Picture 1. Total subscribers with fixed network phone



Fastanet – Fixed network

Áskrifendur með fastlínusíma / Subscribers with fixed network phone

Tafla 2. Heildarfjöldi áskrifenda með fastlínusíma*

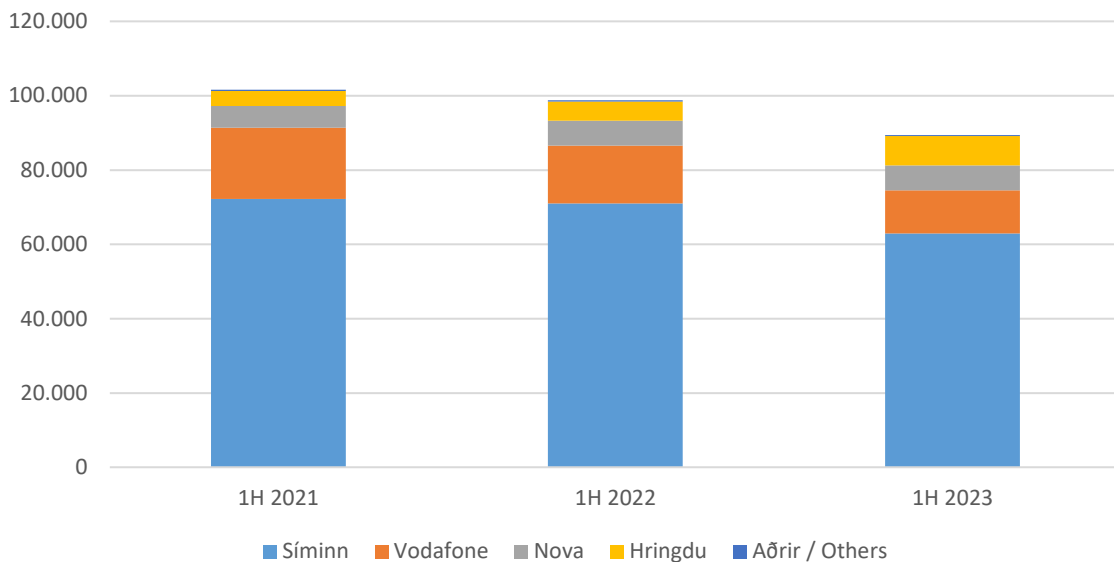
Table 2. Total subscribers with fixed network phone*

Í lok tímabils / End of	Fjöldi Number			Markaðshlutdeild Market share		
	1H 2021	1H 2022	1H 2023	1H 2021	1H 2022	1H 2023
Samtals / Total	101.621	98.753	89.409	100,0%	100,0%	100,0%
- Heimili / Private	63.199	60.031	51.576	62,2%	60,8%	57,7%
- Fyrirtæki / Business	38.422	38.722	37.833	37,8%	39,2%	42,3%
- Síminn	72.223	71.002	62.905	71,1%	71,9%	70,4%
- Vodafone	19.140	15.561	11.635	18,8%	15,8%	13,0%
- Nova	5.891	6.748	6.729	5,8%	6,8%	7,5%
- Hringdu	4.063	5.140	7.861	4,0%	5,2%	8,8%
- Aðrir / Others	304	302	279	0,3%	0,3%	0,3%

* PSTN, ISDN, VoIP og Netsími. * PSTN, ISDN, VoIP and IP-telephone.

Mynd 2. Heildarfjöldi áskrifenda eftir fyrirtækjum

Picture 2. Total number of subscribers by companies



Fastanet – Fixed network

Heildarfjöldi mínútna á fastaneti / Traffic in the fixed network

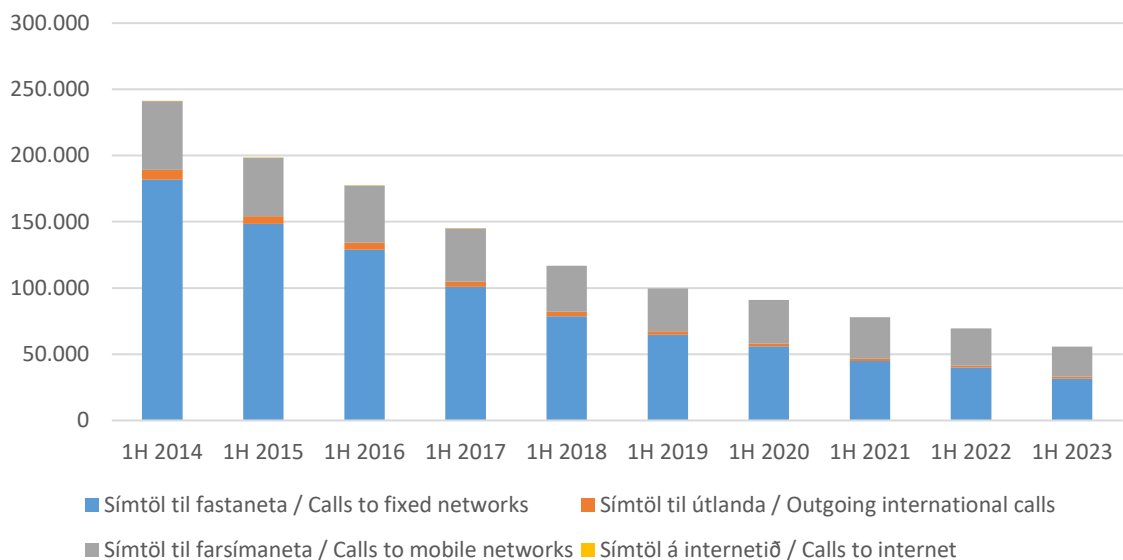
Tafla 3. Heildarfjöldi mínútna á fastaneti

Table 3. Total traffic in the fixed network

	Fjöldi Number		
	1H 2021	1H 2022	1H 2023
(1.000 mínútur / minutes)			
Samtals / Total	78.004	69.589	55.848
- Símtöl til fastaneta / Calls to fixed networks	44.881	40.148	31.669
- Símtöl til útlanda / Outgoing international calls	1.564	1.390	1.307
- Símtöl til farsímaneta / Calls to mobile networks	31.559	28.051	22.872

Mynd 3. Heildarfjöldi mínútna á fastaneti

Picture 3. Total traffic in the fixed network



Fastanet – Fixed network

Fjöldi mínútna eftir fyrirtækjum / Traffic by companies

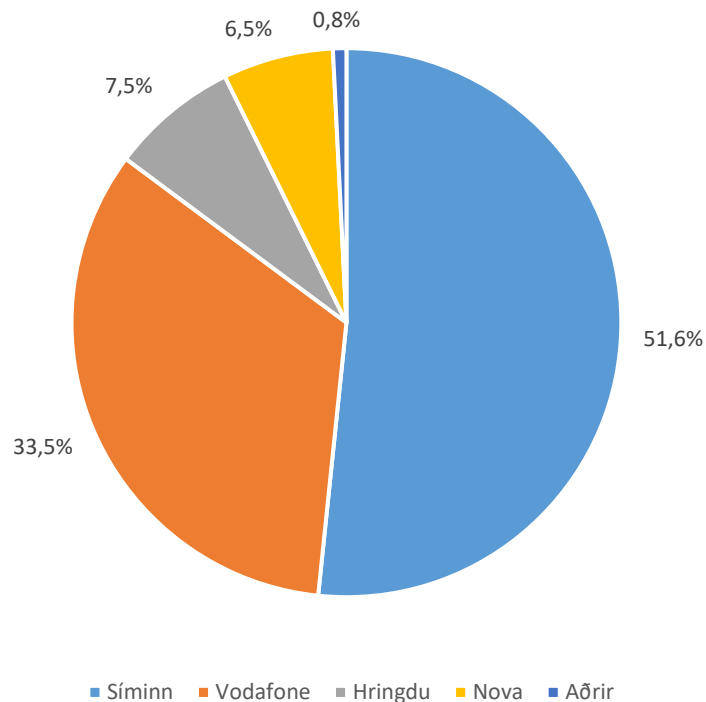
Tafla 4. Heildarfjöldi mínútna á fastaneti

Table 4. Total traffic in the fixed network

	Fjöldi Number			Markaðshlutdeild Market share		
	1H 2021	1H 2022	1H 2023	1H 2021	1H 2022	1H 2023
(1.000 mínútur / minutes)						
Samtals / Total	78.004	69.589	55.848	100,0%	100,0%	100,0%
- Heimili / Private	30.220	24.413	19.804	38,7%	35,1%	35,5%
- Fyrirtæki / Business	47.784	45.176	36.044	61,3%	64,9%	64,5%
- Síminn	45.634	36.686	28.841	58,5%	52,7%	51,6%
- Vodafone	22.903	24.050	18.730	29,4%	34,6%	33,5%
- Hringdu	4.791	4.535	4.205	6,1%	6,5%	7,5%
- Nova	4.093	3.865	3.632	5,2%	5,6%	6,5%
- Aðrir / Others	582	452	440	0,7%	0,6%	0,8%

Mynd 4. Markaðshlutdeild skipt eftir fyrirtækjum

Picture 4. Market share by companies



Fastanet – Fixed network

Símtöl til fastaneta / Calls to fixed networks

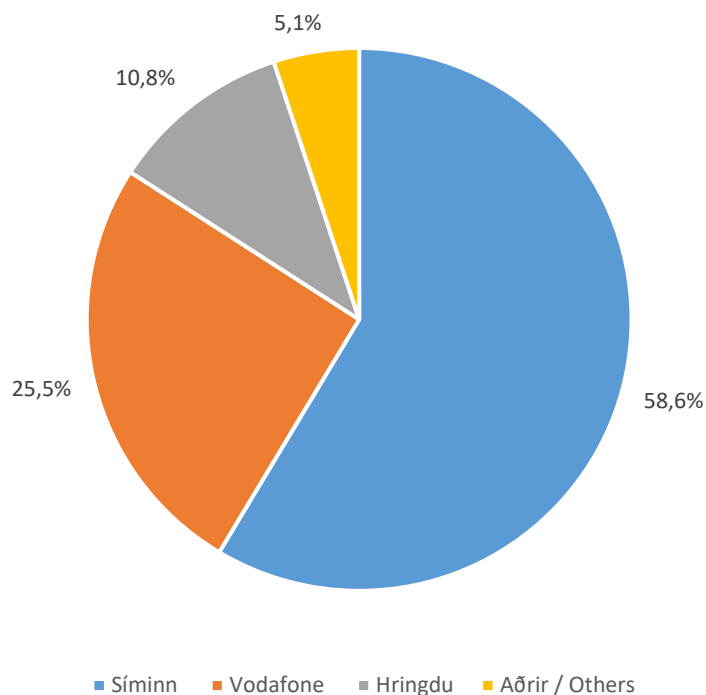
Tafla 5. Símtöl til fastaneta

Table 5. Calls to fixed networks

	Fjöldi Number			Markaðshlutdeild Market share		
	1H 2021	1H 2022	1H 2023	1H 2021	1H 2022	1H 2023
(1.000 mínútur / minutes)						
Samtals / Total	44.881	40.148	31.669	100,0%	100,0%	100,0%
- Heimili / Private	20.202	16.583	13.331	45,0%	41,3%	42,1%
- Fyrirtæki / Business	24.679	23.565	18.337	55,0%	58,7%	57,9%
- Síminn	28.792	23.600	18.555	64,2%	58,8%	58,6%
- Vodafone	10.644	11.403	8.088	23,7%	28,4%	25,5%
- Hringdu	3.554	3.530	3.419	7,9%	8,8%	10,8%
- Aðrir / Others	1.892	1.614	1.608	4,2%	4,0%	5,1%

Mynd 5. Markaðshlutdeild skipt eftir fyrirtækjum

Picture 5. Market share by companies



Fastanet – Fixed network

Símtöl til útlanda / Outgoing international calls

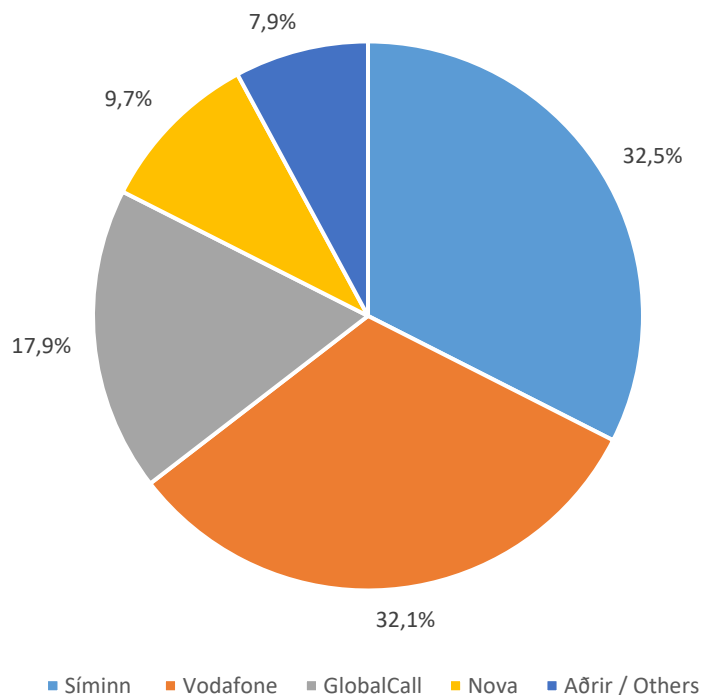
Tafla 6. Símtöl til útlanda

Table 6. Outgoing international calls

	Fjöldi Number			Markaðshlutdeild Market share		
	1H 2021	1H 2022	1H 2023	1H 2021	1H 2022	1H 2023
(1.000 mínútur / minutes)						
Samtals / Total	1.564	1.390	1.307	100,0%	100,0%	100,0%
- Heimili / Private	1.041	716	653	66,6%	51,5%	49,9%
- Fyrirtæki / Business	523	674	654	33,4%	48,5%	50,1%
- Síminn	705	558	424	45,1%	40,1%	32,5%
- Vodafone	374	455	419	23,9%	32,7%	32,1%
- GlobalCall	338	208	234	21,6%	15,0%	17,9%
- Nova	78	108	126	5,0%	7,7%	9,7%
- Aðrir / Others	69	62	103	4,4%	4,5%	7,9%

Mynd 6. Markaðshlutdeild skipt eftir fyrirtækjum

Picture 6. Market share by companies



Fastanet – Fixed network

Símtöl til farsímaneta / Calls to mobile networks

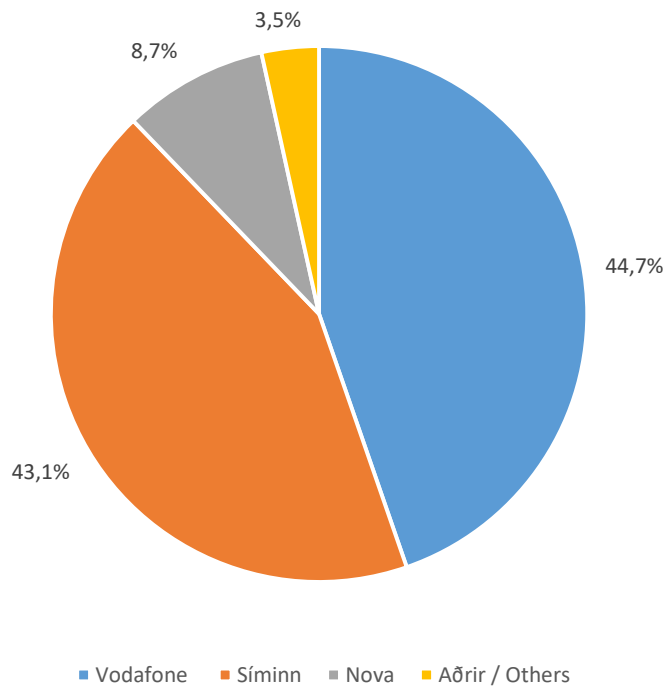
Tafla 7. Símtöl til farsímaneta

Table 7. Calls to mobile networks

	Fjöldi Number			Markaðshlutdeild Market share		
	1H 2021	1H 2022	1H 2023	1H 2021	1H 2022	1H 2023
(1.000 mínútur / minutes)						
Samtals / Total	31.559	28.051	22.872	100,0%	100,0%	100,0%
- Heimili / Private	8.977	7.114	5.819	28,4%	25,4%	25,4%
- Fyrirtæki / Business	22.582	20.937	17.053	71,6%	74,6%	74,6%
- Vodafone	11.886	12.193	10.223	37,7%	43,5%	44,7%
- Síminn	16.137	12.528	9.862	51,1%	44,7%	43,1%
- Nova	2.305	2.269	1.996	7,3%	8,1%	8,7%
- Aðrir / Others	1.231	1.062	790	3,9%	3,8%	3,5%

Mynd 7. Markaðshlutdeild skipt eftir fyrirtækjum

Picture 7. Market share by companies



Farsímanet – Mobile network

Helstu stærðir á farsímaneti / Main indicators in mobile networks

Tafla 8. Helstu stærðir á farsímaneti

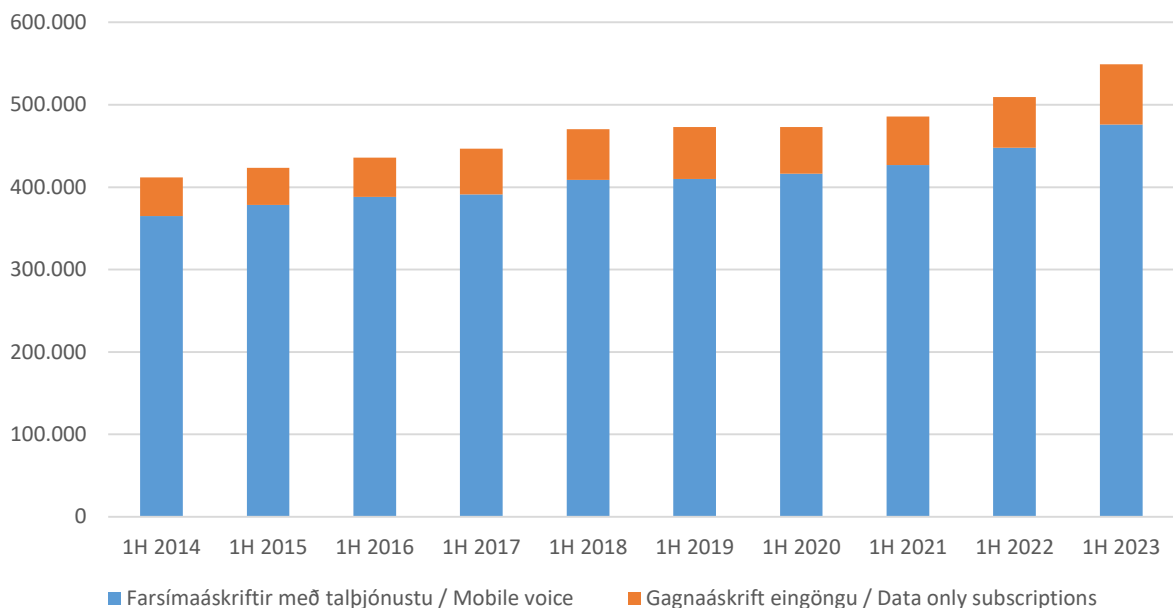
Table 8. Main indicators in mobile networks

	1H 2021	1H 2022	1H 2023
Heildarfjöldi farsíma áskrifta / Total mobile subscriptions	485.668	509.491	549.112
Farsímaáskriftir með talþjónustu / Mobile voice	426.780	447.774	476.024
Gagnaáskrift eingöngu / Data only subscriptions	58.888	61.717	73.088
Fjöldi TÍT* korta / Number of M2M* SIM cards	299.889	775.465	775.045
(1.000 mínútur / minutes)			
Fjöldi mínútna úr farsímum / Total minutes from mobile	552.050	547.335	545.489
(1.000 símtöl / calls)			
Fjöldi símtala úr farsímum / Total calls from mobile	161.281	165.346	177.646
(1.000 skilaboð / Messages)			
SMS skeyti send úr farsímum / SMS sent from mobile	76.225	78.513	74.195
MMS skeyti send úr farsímum / MMS sent from mobile	2.871	3.326	3.656

*TÍT=Tæki í tæki / *M2M=Machine to Machine

Mynd 8. Heildarfjöldi farsímaáskrifta

Picture 8. Total mobile subscriptions



Farsímanet - Mobile network

Heildarfjöldi áskrifta / Total subscriptions

Tafla 9. Heildarfjöldi áskrifta*

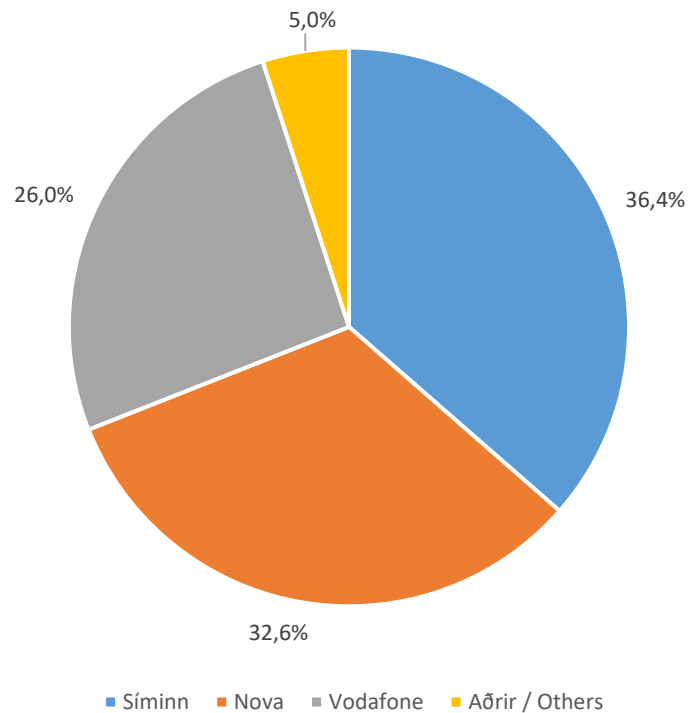
Table 9. Total subscriptions*

Í lok tímabils / End of	Fjöldi áskrifta Total subscriptions			Markaðshlutdeild Market share		
	1H 2021	1H 2022	1H 2023	1H 2021	1H 2022	1H 2023
Samtals / Total	485.668	509.491	549.112	100,0%	100,0%	100,0%
- Síminn	177.006	186.400	200.126	36,4%	36,6%	36,4%
- Nova	160.266	170.990	178.818	33,0%	33,6%	32,6%
- Vodafone	128.352	128.875	142.766	26,4%	25,3%	26,0%
- Aðrir / Others	20.044	23.226	27.402	4,1%	4,6%	5,0%

*Áskriftir fyrir tal og netþjónustu (netlyklar) á farneti. / *Standard voice subscriptions and data only (PC-card).

Mynd 9. Markaðshlutdeild skipt eftir fyrirtækjum

Picture 9. Market share by companies



Farsímanet - Mobile network

Heildarfjöldi áskrifta með talþjónustu / Mobile voice subscriptions

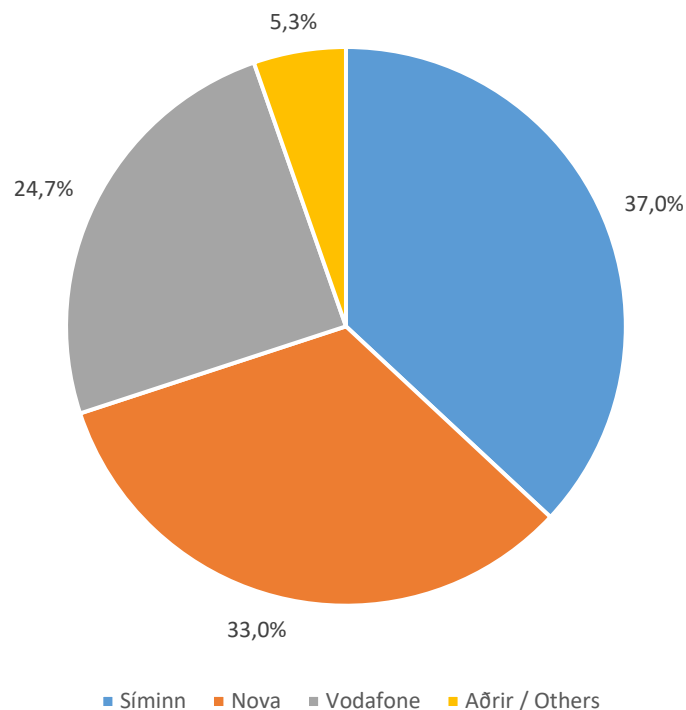
Tafla 10. Fjöldi áskrifta með talþjónustu

Table 10. Mobile voice subscriptions

Í lok tímabils / End of	Fjöldi áskrifta Total subscriptions			Markaðshlutdeild Market share		
	1H 2021	1H 2022	1H 2023	1H 2021	1H 2022	1H 2023
Samtals / Total	426.780	447.774	476.024	100,0%	100,0%	100,0%
- Síminn	157.893	165.941	175.936	37,0%	37,1%	37,0%
- Nova	144.089	151.979	157.065	33,8%	33,9%	33,0%
- Vodafone	105.582	108.021	117.606	24,7%	24,1%	24,7%
- Aðrir / Others	19.216	21.833	25.417	4,5%	4,9%	5,3%

Mynd 10. Markaðshlutdeild skipt eftir fyrirtækjum

Picture 10. Market share by companies



Farsímanet - Mobile network

Samningsbundnar áskriftir / Contract subscriptions

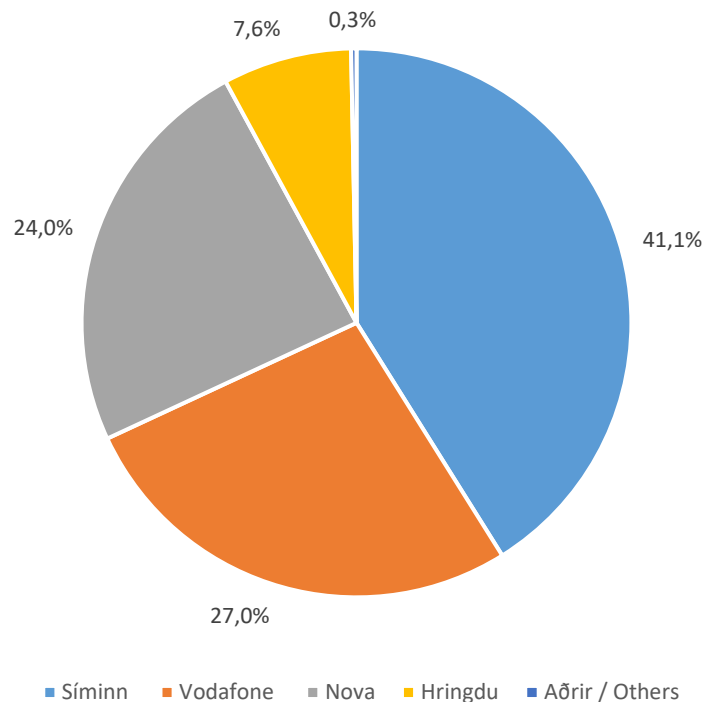
Tafla 11. Samningsbundnar áskriftir

Table 11. Contract subscriptions

Í lok tímabils / End of	Samningsbundnar áskriftir Contract subscriptions			Markaðshlutdeild Market share		
	1H 2021	1H 2022	1H 2023	1H 2021	1H 2022	1H 2023
Samtals / Total	268.796	287.578	321.687	100,0%	100,0%	100,0%
- Síminn	108.267	117.202	132.225	40,3%	40,8%	41,1%
- Vodafone	76.593	77.776	86.752	28,5%	27,0%	27,0%
- Nova	64.720	70.767	77.293	24,1%	24,6%	24,0%
- Hringdu	18.499	21.008	24.403	6,9%	7,3%	7,6%
- Aðrir / Others	717	825	1.014	0,3%	0,3%	0,3%

Mynd 11. Markaðshlutdeild skipt eftir fyrirtækjum

Picture 11. Market share by companies



Farsímanet - Mobile network

Fyrirframgreidd símakort / Pre-paid phone cards

Tafla 12. Fyrirframgreidd símakort*

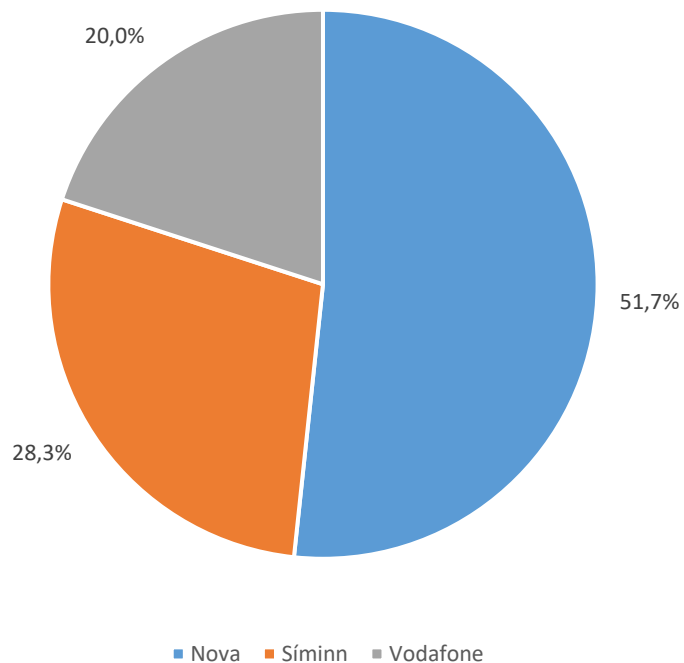
Table 12. Pre-paid phone cards*

Í lok tímabils / End of	Fyrirframgreidd símakort Pre-paid phone cards			Markaðshlutdeild Market share		
	1H 2021	1H 2022	1H 2023	1H 2021	1H 2022	1H 2023
Samtals / Total	157.984	160.196	154.337	100,0%	100,0%	100,0%
- Nova	79.369	81.212	79.772	50,2%	50,7%	51,7%
- Síminn	49.626	48.739	43.711	31,4%	30,4%	28,3%
- Vodafone	28.989	30.245	30.854	18,3%	18,9%	20,0%

*Virkt síðustu 3 mánuði. / *Active in the last 3 months.

Mynd 12. Markaðshlutdeild skipt eftir fyrirtækjum

Picture 12. Market share by companies



Farsímanet - Mobile network

Virk símakort á farsímaneti / Active phone cards on mobile networks

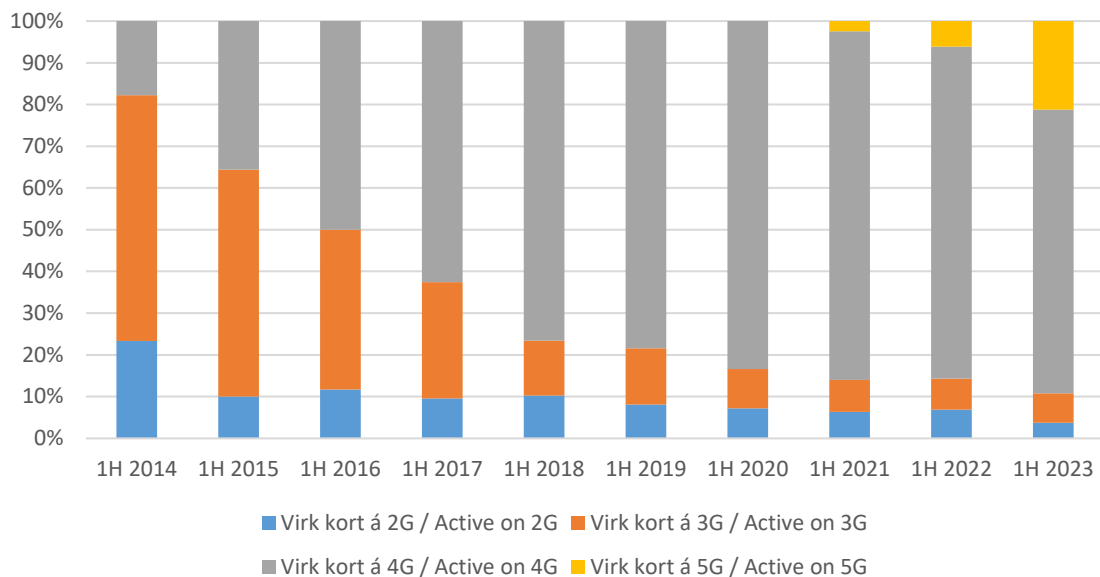
Tafla 13. Fjöldi virkra símakorta á farsímaneti

Table 13. Number of active phone cards on mobile networks

	Fjöldi virkra símakorta Active phone cards			Markaðshlutdeild Market share		
	1H 2021	1H 2022	1H 2023	1H 2021	1H 2022	1H 2023
Samtals / Total	485.668	509.491	542.719	100,0%	100,0%	100,0%
- Virk 2G / Active 2G	30.788	34.952	20.277	6,3%	6,9%	3,7%
- Virk 3G / Active 3G	37.100	37.945	38.288	7,6%	7,4%	7,1%
- Virk 4G / Active 4G	405.778	405.367	368.997	83,6%	79,6%	68,0%
- Virk 5G / Active 5G	12.002	31.227	115.157	2,5%	6,1%	21,2%

Mynd 13. Hlutdeild skipt eftir tegund

Picture 13. Share by type



Farsímanet - Mobile network

Fjöldi mínútna úr farsímum / Minutes from mobile phones

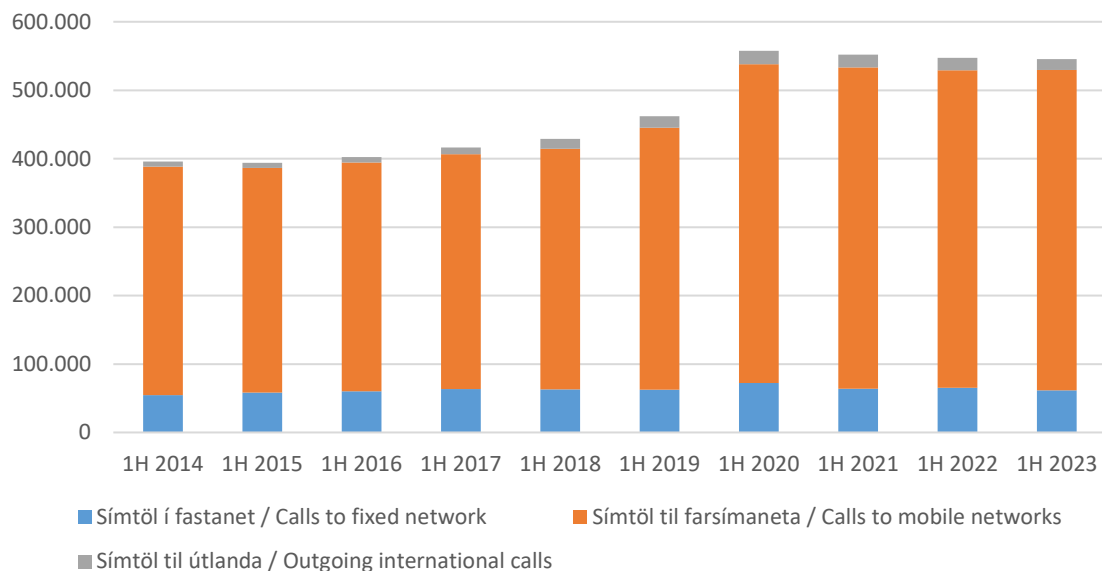
Tafla 14. Heildarfjöldi mínútna úr farsímum

Table 14. Total minutes from mobile phones

	Fjöldi Numbers		
	1H 2021	1H 2022	1H 2023
(1.000 mínútur / minutes)			
Samtals / Total	552.050	547.335	545.489
- Símtöl í fastanet / Calls to fixed network	64.144	65.361	61.562
- Símtöl til farsímaneta / Calls to mobile networks	469.345	464.073	467.949
- Símtöl til útlanda / Outgoing international calls	18.562	17.901	15.978

Mynd 14. Heildarfjöldi mínútna úr farsímum

Picture 14. Total minutes from mobile phones



Farsímanet - Mobile network

Heildarfjöldi mínútna úr farsímum / Minutes from mobile phones

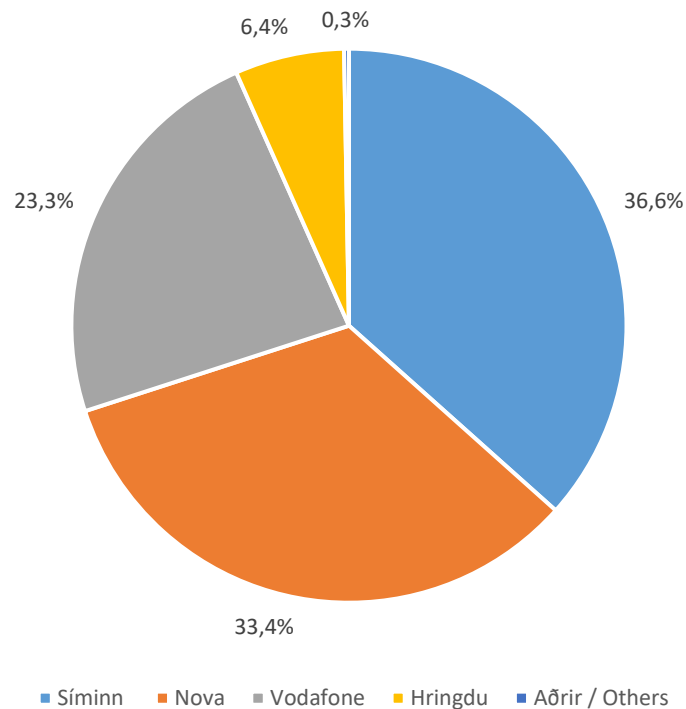
Tafla 15. Heildarfjöldi mínútna úr farsímum

Table 15. Total minutes from mobile phones

	Fjöldi Numbers			Markaðshlutdeild Market share		
	1H 2021	1H 2022	1H 2023	1H 2021	1H 2022	1H 2023
(1.000 mínútur / minutes)						
Samtals / Total	552.050	547.335	545.489	100,0%	100,0%	100,0%
- Síminn	190.876	184.383	199.767	34,6%	33,7%	36,6%
- Nova	192.520	194.052	182.126	34,9%	35,5%	33,4%
- Vodafone	137.091	136.603	127.293	24,8%	25,0%	23,3%
- Hringdu	30.928	31.600	34.766	5,6%	5,8%	6,4%
- Aðrir / Others	636	697	1.537	0,1%	0,1%	0,3%

Mynd 15. Markaðshlutdeild skipt eftir fyrirtækjum

Picture 15. Market share by companies



Farsímanet - Mobile network

Fjöldi mínútna úr farsímum til fastaneta / Minutes to fixed networks

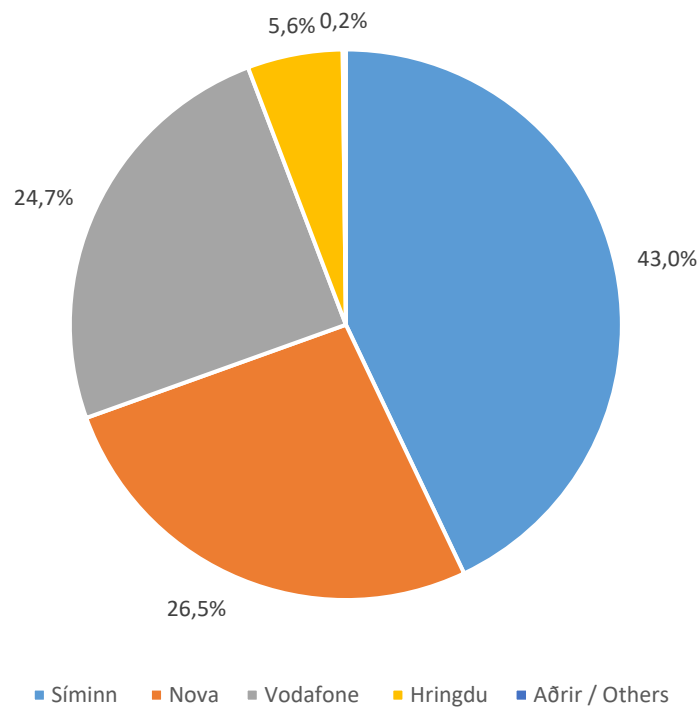
Tafla 16. Fjöldi mínútna úr farsímum til fastanets

Table 16. Total minutes from mobile to fixed network

	Fjöldi Numbers			Markaðshlutdeild Market share		
	1H 2021	1H 2022	1H 2023	1H 2021	1H 2022	1H 2023
(1.000 mínútur / minutes)						
Samtals / Total	64.144	65.361	61.562	100,0%	100,0%	100,0%
- Síminn	25.687	25.369	26.444	40,0%	38,8%	43,0%
- Nova	19.096	18.312	16.342	29,8%	28,0%	26,5%
- Vodafone	15.658	18.068	15.222	24,4%	27,6%	24,7%
- Hringdu	3.640	3.547	3.439	5,7%	5,4%	5,6%
- Aðrir / Others	63	66	115	0,1%	0,1%	0,2%

Mynd 16. Markaðshlutdeild skipt eftir fyrirtækjum

Picture 16. Market share by companies



Farsímanet - Mobile network

Fjöldi mínútna úr farsímum í farsíma / Minutes from mobile to mobile

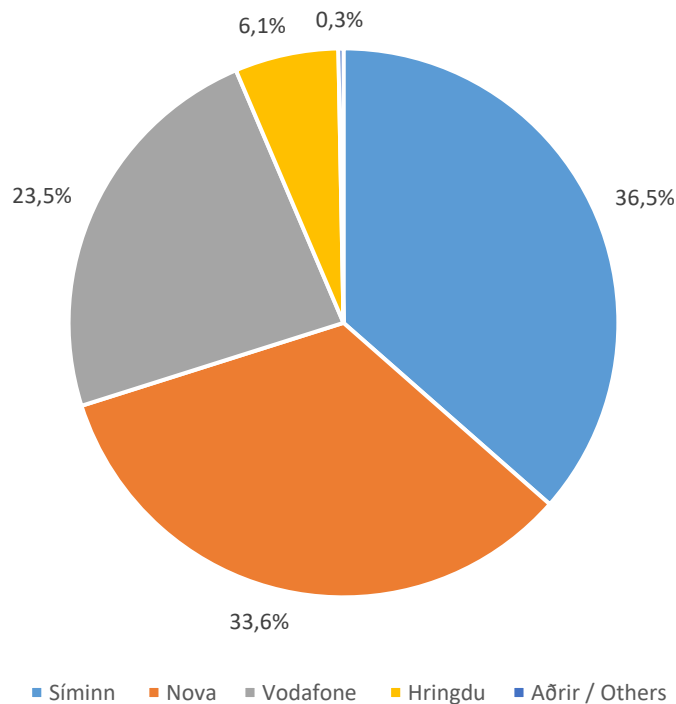
Tafla 17. Fjöldi mínútna úr farsímum í farsíma

Table 17. Total minutes from mobile to mobile

	Fjöldi Numbers			Markaðshlutdeild Market share		
	1H 2021	1H 2022	1H 2023	1H 2021	1H 2022	1H 2023
(1.000 mínútur / minutes)						
Samtals / Total	469.345	464.073	467.949	100,0%	100,0%	100,0%
- Síminn	162.309	155.836	170.757	34,6%	33,6%	36,5%
- Nova	162.811	165.758	157.341	34,7%	35,7%	33,6%
- Vodafone	118.859	116.289	109.908	25,3%	25,1%	23,5%
- Hringdu	24.806	25.574	28.549	5,3%	5,5%	6,1%
- Aðrir / Others	559	616	1.395	0,1%	0,1%	0,3%

Mynd 17. Markaðshlutdeild skipt eftir fyrirtækjum

Picture 17. Market share by companies



Farsímanet - Mobile network

Fjöldi mínútna úr farsímum til útlanda / Outgoing international calls

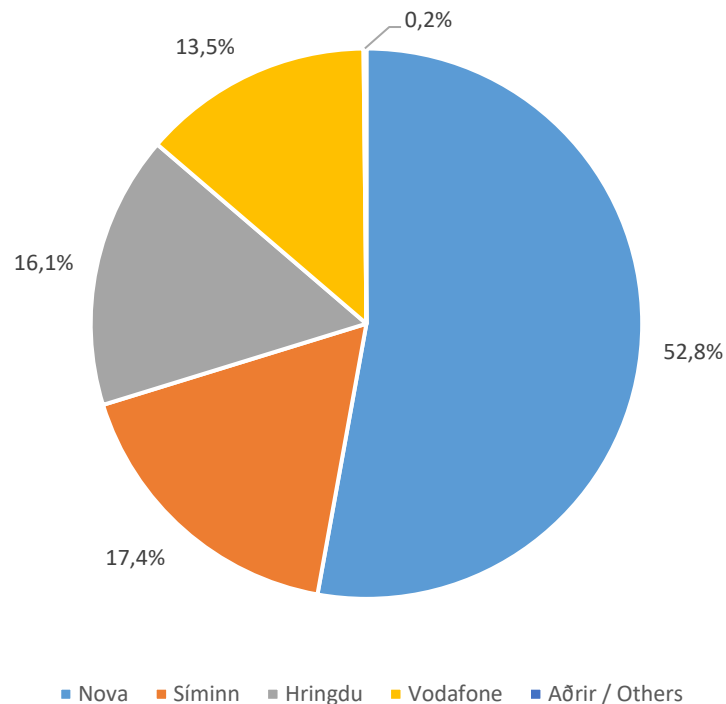
Tafla 18. Fjöldi mínútna úr farsímum til útlanda

Table 18. Total mobile outgoing international calls

	Fjöldi Numbers			Markaðshlutdeild Market share		
	1H 2021	1H 2022	1H 2023	1H 2021	1H 2022	1H 2023
(1.000 mínútur / minutes)						
Samtals / Total	18.562	17.901	15.978	100,0%	100,0%	100,0%
- Nova	10.612	9.982	8.443	57,2%	55,8%	52,8%
- Hringdu	2.482	2.479	2.778	13,4%	13,8%	17,4%
- Síminn	2.880	3.178	2.567	15,5%	17,8%	16,1%
- Vodafone	2.574	2.246	2.163	13,9%	12,5%	13,5%
- Aðrir / Others	14	15	27	0,1%	0,1%	0,2%

Mynd 18. Markaðshlutdeild skipt eftir fyrirtækjum

Picture 18. Market share by companies



Farsímanet - Mobile network

Fjöldi SMS og MMS / Number of SMS and MMS

Tafla 19. Fjöldi SMS og MMS skilaboða eftir fyrirtækjum*

Table 19. Total SMS and MMS messages by companies*

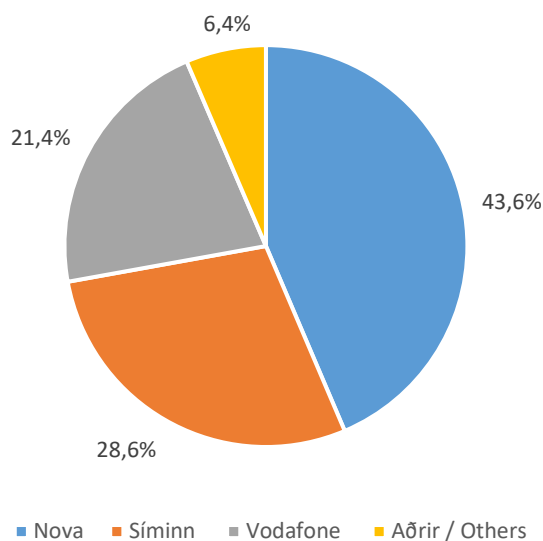
	SMS			Markaðshlutdeild Market share		
	1H 2021	1H 2022	1H 2023	1H 2021	1H 2022	1H 2023
(1.000 skilaboð / Messages)						
Samtals / Total	76.225	78.513	74.195	100,0%	100,0%	100,0%
- Nova	40.770	43.239	32.351	53,5%	55,1%	43,6%
- Síminn	16.705	15.553	21.183	21,9%	19,8%	28,6%
- Vodafone	14.933	15.933	15.883	19,6%	20,3%	21,4%
- Aðrir / Others	3.818	3.787	4.778	5,0%	4,8%	6,4%
MMS						
Samtals / Total	2.871	3.326	3.656	100,0%	100,0%	100,0%
- Nova	1.363	1.529	1.706	47,5%	46,0%	46,6%
- Síminn	675	791	894	23,5%	23,8%	24,5%
- Vodafone	652	798	815	22,7%	24,0%	22,3%
- Aðrir / Others	181	208	242	6,3%	6,3%	6,6%

*Einungis sendingar innan farsímanetsins. / *From mobile to mobile.

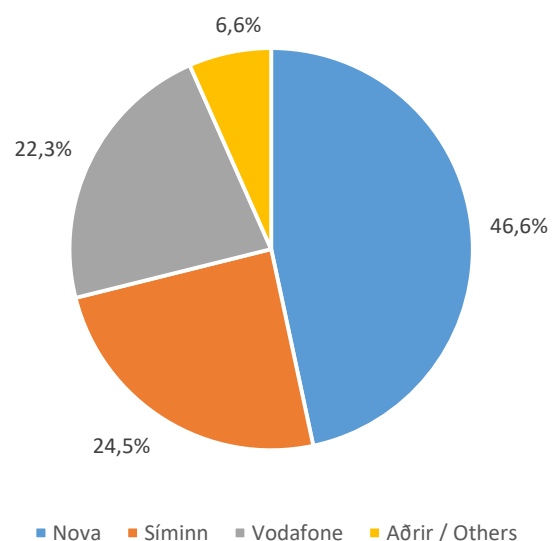
Mynd 19. Markaðshlutdeild skipt eftir fyrirtækjum

Picture 19. Market share by companies

SMS



MMS



Farsímanet – Mobile network

Fjöldi áskrifta fyrir netið í farsímann / Voice and data subscriptions

Tafla 20. Fjöldi áskrifta fyrir netið í farsímann*

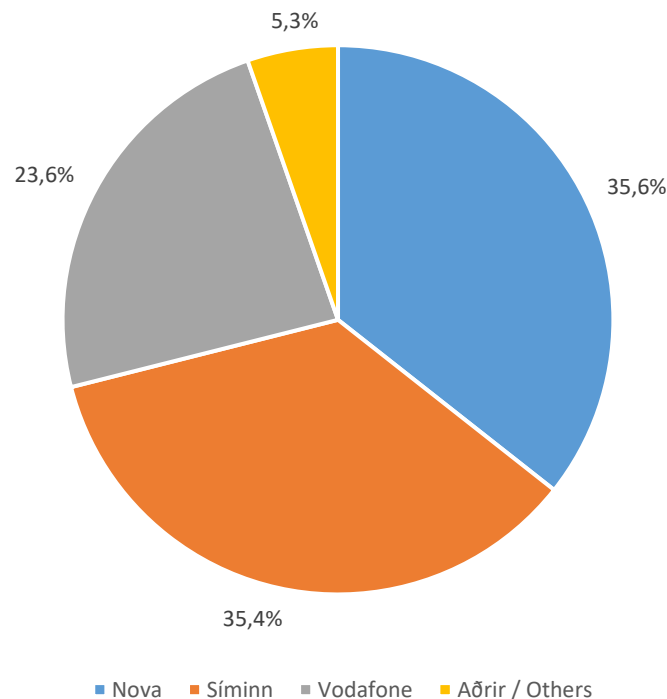
Table 20. Mobile broadband, number of voice and data subscriptions*

Í lok tímabils / End of	Breiðbandstenging farsíma Mobile broadband			Markaðshlutdeild Market share		
	1H 2021	1H 2022	1H 2023	1H 2021	1H 2022	1H 2023
Samtals / Total	374.459	400.704	416.934	100,0%	100,0%	100,0%
- Nova	136.885	143.129	148.575	36,6%	35,7%	35,6%
- Síminn	133.345	144.693	147.693	35,6%	36,1%	35,4%
- Vodafone	87.148	93.817	98.471	23,3%	23,4%	23,6%
- Aðrir / Others	17.081	19.065	22.195	4,6%	4,8%	5,3%

*Áskriftir sem hafa notað netið í símann. / *Subscriptions which have used voice calls in addition to data traffic.

Mynd 20. Markaðshlutdeild skipt eftir fyrirtækjum

Picture 20. Market share by companies



Farsímanet - Mobile network

Netþjónusta á farsímaneti / Data only subscriptions

Tafla 21. Fjöldi áskrifta fyrir netþjónustu á farsímaneti*

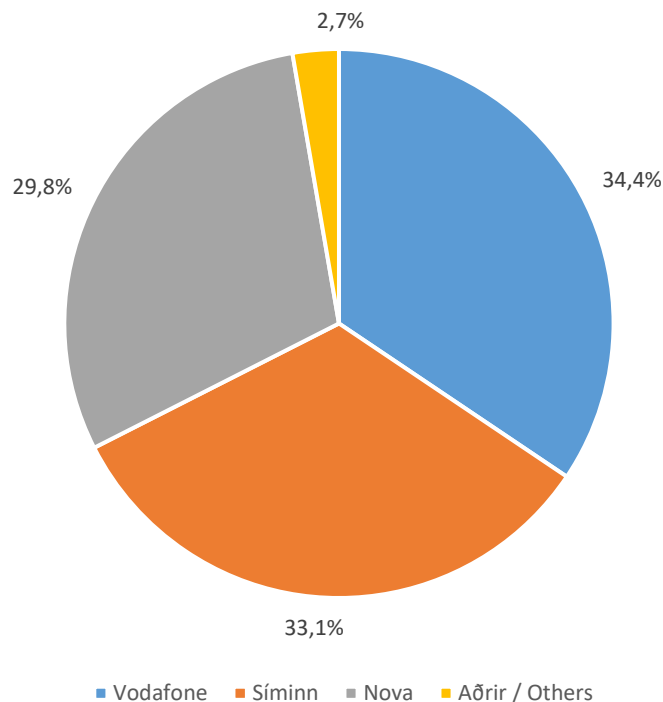
Table 21. Mobile broadband, number of data only subscriptions*

Í lok tímabils / End of	Breiðbandstenging farsíma Mobile broadband			Markaðshlutdeild Market share		
	1H 2021	1H 2022	1H 2023	1H 2021	1H 2022	1H 2023
Samtals / Total	58.888	61.717	73.088	100,0%	100,0%	100,0%
- Vodafone	22.770	20.854	25.160	38,7%	33,8%	34,4%
- Síminn	19.113	20.459	24.190	32,5%	33,1%	33,1%
- Nova	16.177	19.011	21.753	27,5%	30,8%	29,8%
- Aðrir / Others	828	1.393	1.985	1,4%	2,3%	2,7%

*Áskriftir sem heimila eingöngu gagnamagn (netlykill). / *Subscriptions with data only on mobile networks.

Mynd 21. Markaðshlutdeild skipt eftir fyrirtækjum

Picture 21. Market share by companies



Farsímanet - Mobile network

Gagnamagn á farsímaneti / Data traffic over mobile networks

Tafla 22. Gagnamagn á farsímaneti*

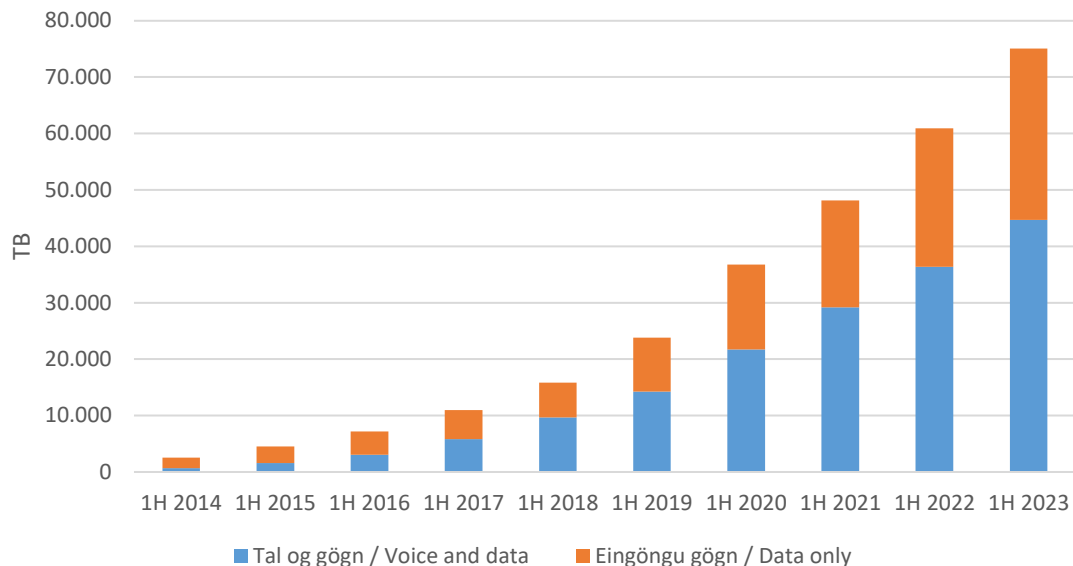
Table 22. Data traffic in mobile networks*

Í lok tímabils / End of	Farsímanet / gögn Mobile network / Data			Markaðshlutdeild Market share		
	1H 2021	1H 2022	1H 2023	1H 2021	1H 2022	1H 2023
TB						
Samtals / Total	48.115	59.182	75.073	100,0%	100,0%	100,0%
- Tal og gögn / Voice and data	29.160	34.717	44.676	60,6%	58,7%	59,5%
- Eingöngu gögn / Data only	18.955	24.465	30.397	39,4%	41,3%	40,5%

*Gagnamagn fyrir netið í símann og netþjónustu á farneti. / *Data traffic for standard mobile and data only.

Mynd 22. Gagnamagn á farsímaneti

Picture 22. Data traffic in mobile networks



Farsímanet - Mobile network

Gagnamagn á farsímaneti / Data traffic in mobile networks

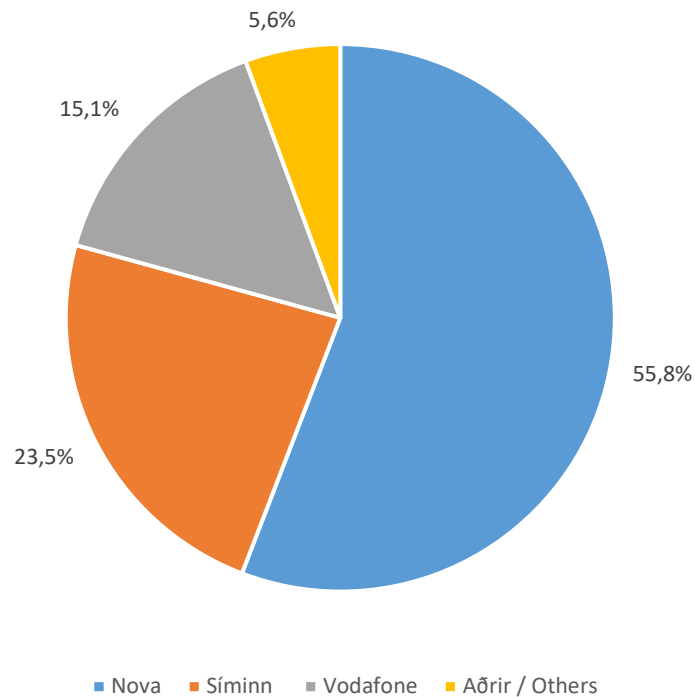
Tafla 23. Gagnamagn á farsímaneti

Table 23. Data traffic in mobile networks

	Farsímanet / Gagnamagn Mobile network / Data traffic			Markaðshlutdeild Market share		
	1H 2021	1H 2022	1H 2023	1H 2021	1H 2022	1H 2023
TB						
Samtals / Total	48.115	59.182	75.073	100,0%	100,0%	100,0%
- Nova	29.470	34.454	41.915	61,2%	58,2%	55,8%
- Síminn	11.458	13.637	17.607	23,8%	23,0%	23,5%
- Vodafone	5.476	8.965	11.338	11,4%	15,1%	15,1%
- Aðrir / Others	1.711	2.126	4.213	3,6%	3,6%	5,6%

Mynd 23. Markaðshlutdeild skipt eftir fyrirtækjum

Picture 23. Market share by companies



Farsímanet - Mobile network

Gagnamagn, netið í símann / Data traffic, voice and data

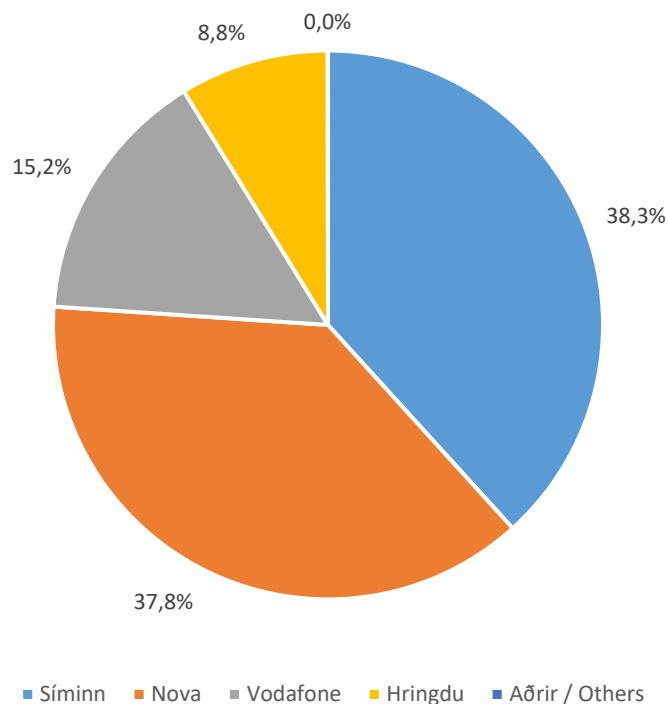
Tafla 24. Gagnamagn, netið í farsímann

Table 24. Data traffic in mobile networks, voice and data

	Farsímanet / Tal og gögn Mobile network / Voice and data			Markaðshlutdeild Market share		
	1H 2021	1H 2022	1H 2023	1H 2021	1H 2022	1H 2023
TB						
Samtals / Total	29.160	34.717	44.676	100,0%	100,0%	100,0%
- Síminn	10.966	12.995	17.102	37,6%	37,4%	38,3%
- Nova	13.123	14.096	16.881	45,0%	40,6%	37,8%
- Vodafone	3.426	5.624	6.769	11,7%	16,2%	15,2%
- Hringdu	1.607	1.993	3.915	5,5%	5,7%	8,8%
- Aðrir / Others	39	9	9	0,1%	0,0%	0,0%

Mynd 24. Markaðshlutdeild skipt eftir fyrirtækjum

Picture 24. Market share by companies



Farsímanet - Mobile network

Gagnamagn, eingöngu gagnaáskrift / Data traffic, only data subscriptions

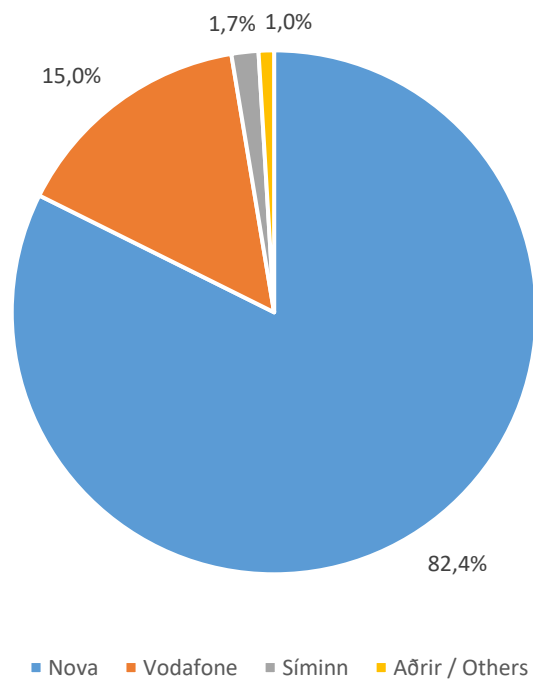
Tafla 25. Gagnamagn, eingöngu gagnaáskrift

Table 25. Data traffic in mobile network, data only subscriptions

	Farsímanet / Eingöngu gögn Mobile network / Data only			Markaðshlutdeild Market share		
	1H 2021	1H 2022	1H 2023	1H 2021	1H 2022	1H 2023
TB						
Samtals / Total	18.955	24.465	30.397	100,0%	100,0%	100,0%
- Nova	16.347	20.358	25.035	86,2%	83,2%	82,4%
- Vodafone	2.050	3.341	4.569	10,8%	13,7%	15,0%
- Síminn	492	642	505	2,6%	2,6%	1,7%
- Aðrir / Others	65	124	289	0,3%	0,5%	1,0%

Mynd 25. Markaðshlutdeild skipt eftir fyrirtækjum

Picture 25. Market share by companies



Internetið – Internet

Fjöldi internettinga / Internet subscriptions

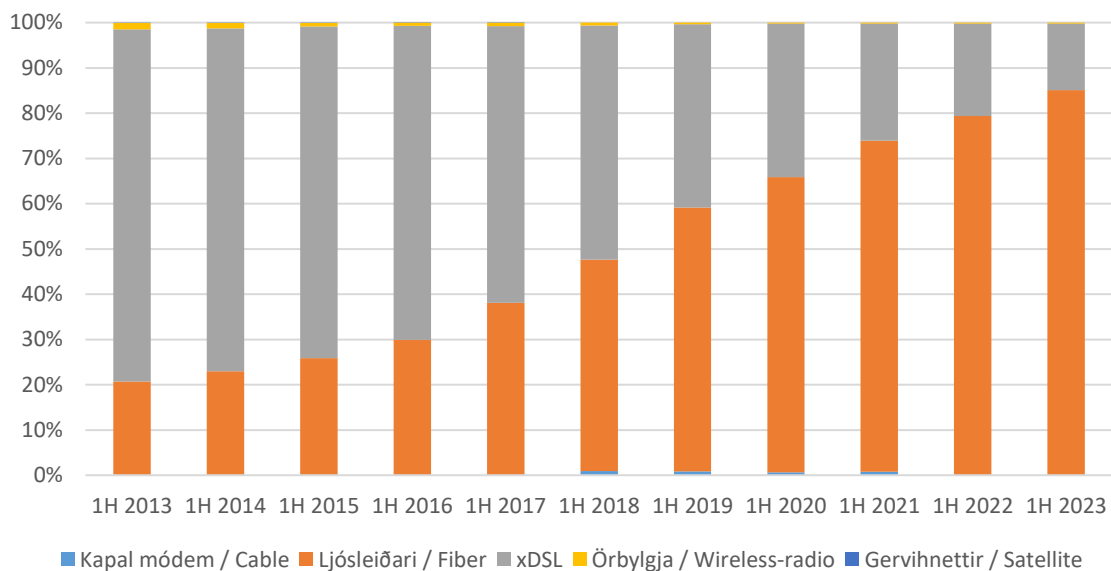
Tafla 26. Fjöldi tenginga eftir tegund

Table 26. Total subscriptions by type

Í lok tímabils / End of	1H 2021	1H 2022	1H 2023
Samtals / Total	139.045	140.757	141.474
- Kapal módem / Cable	1.058	0	0
- Ljósleiðari / Fiber	101.774	111.705	120.381
- xDSL	35.906	28.766	20.846
- Örbylgja / Wireless-radio	307	286	247

Mynd 26. Hlutfall tenginga eftir tegund

Picture 26. Percentage of connections by type



Internetið - Internet

Internettengingar eftir fyrirtækjum / Internet connections by companies

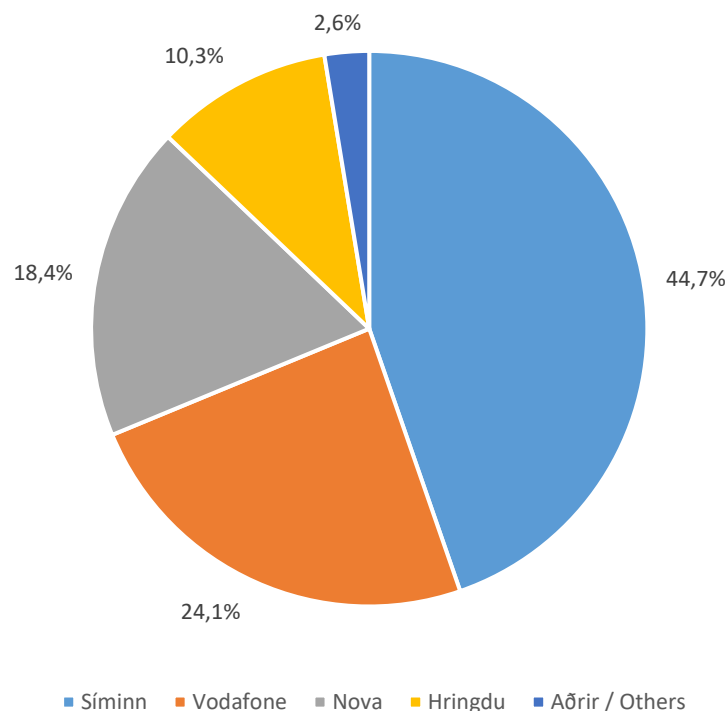
Tafla 27. Fjöldi internettenginga eftir fyrirtækjum

Table 27. Total subscriptions by companies

Í lok tímabils / End of	Fjöldi Number			Markaðshlutdeild Market share		
	1H 2021	1H 2022	1H 2023	1H 2021	1H 2022	1H 2023
Samtals / Total	139.045	140.757	141.474	100,0%	100,0%	100,0%
- Síminn	63.408	65.072	63.234	45,6%	46,2%	44,7%
- Vodafone	36.417	34.492	34.037	26,2%	24,5%	24,1%
- Nova	22.133	23.951	25.996	15,9%	17,0%	18,4%
- Hringdu	13.143	13.753	14.548	9,5%	9,8%	10,3%
- Aðrir / Others	3.944	3.489	3.659	2,8%	2,5%	2,6%

Mynd 27. Markaðshlutdeild skipt eftir fyrirtækjum

Picture 27. Market share by companies



Internetið - Internet

Fjöldi xDSL internettenginga / xDSL subscriptions

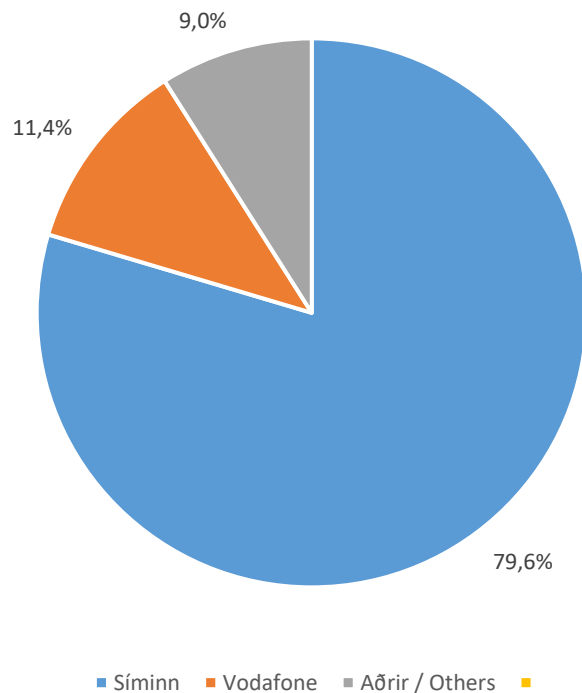
Tafla 28. Fjöldi xDSL tenginga eftir fyrirtækjum

Table 28. Total xDSL subscriptions by companies

Í lok tímabils / End of	Fjöldi Number			Markaðshlutdeild Market share		
	1H 2021	1H 2022	1H 2023	1H 2021	1H 2022	1H 2023
Samtals / Total	35.906	28.766	20.846	100,0%	100,0%	100,0%
- Síminn	28.498	23.026	16.596	79,4%	80,0%	79,6%
- Vodafone	4.421	3.267	2.377	12,3%	11,4%	11,4%
- Aðrir / Others	2.987	2.473	1.873	8,3%	8,6%	9,0%

Mynd 28. Markaðshlutdeild skipt eftir fyrirtækjum

Picture 28. Market share by companies



Internetið - Internet

Fjöldi ljósleiðara internettenginga / Fiber connections

Tafla 29. Fjöldi ljósleiðara internettenginga*

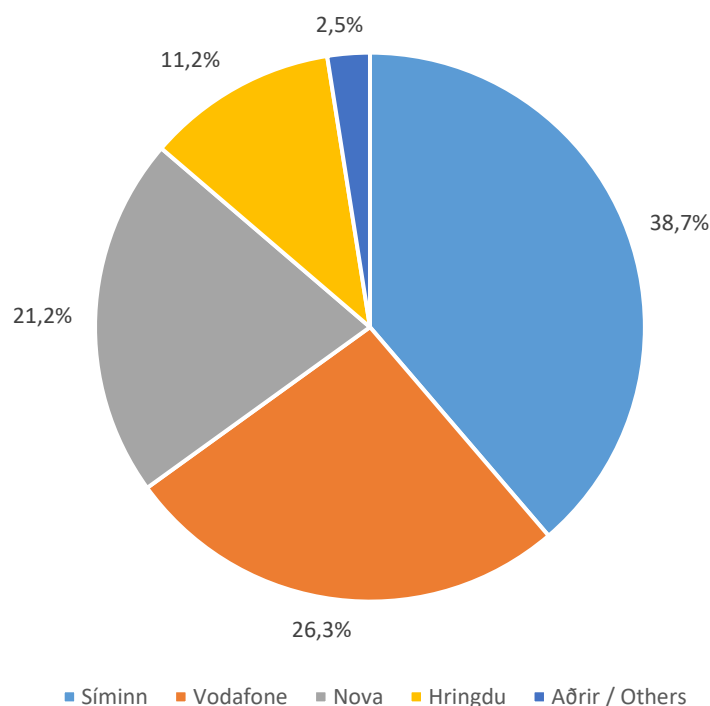
Table 29. Total fiber internet connections*

Í lok tímabils / End of	Fjöldi Number			Markaðshlutdeild Market share		
	1H 2021	1H 2022	1H 2023	1H 2021	1H 2022	1H 2023
Samtals / Total	101.774	111.705	120.381	100,0%	100,0%	100,0%
- Síminn	34.910	42.046	46.638	34,3%	37,6%	38,7%
- Vodafone	31.996	31.225	31.660	31,4%	28,0%	26,3%
- Nova	21.404	23.413	25.578	21,0%	21,0%	21,2%
- Hringdu	11.490	12.344	13.506	11,3%	11,1%	11,2%
- Aðrir / Others	1.974	2.677	2.999	1,9%	2,4%	2,5%

*Ljósleiðari að heimili eða byggingu. / *Fiber to home or building.

Mynd 29. Markaðshlutdeild skipt eftir fyrirtækjum

Picture 29. Market share by companies



Internetið - Internet

Fjöldi xDSL og ljósleiðara internettenginga / xDSL and fiber connections

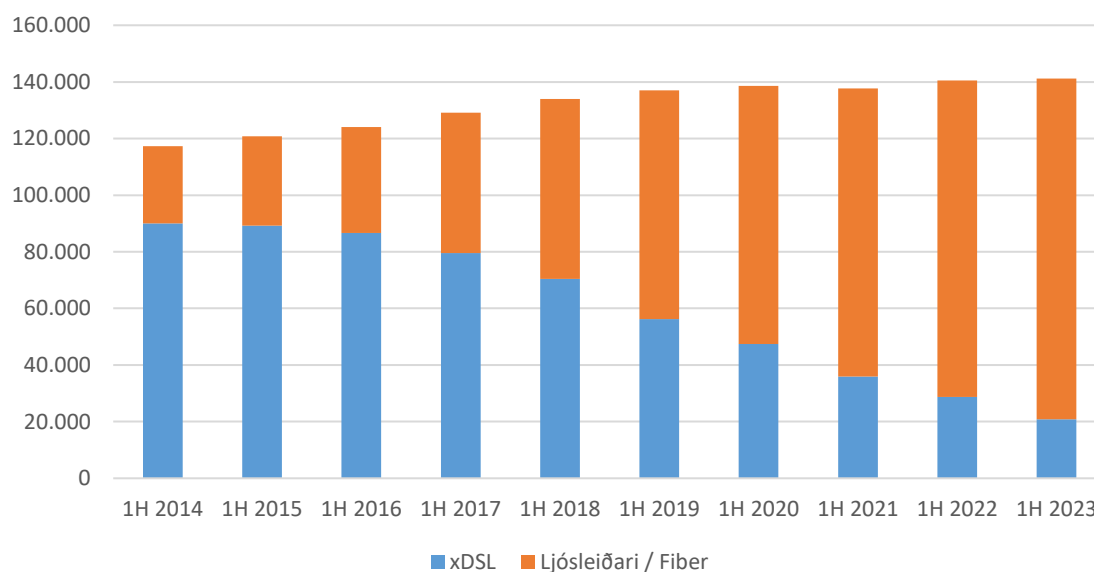
Tafla 30. Fjöldi xDSL og ljósleiðara internettenginga

Table 30. Total xDSL and fiber internet connections

	xDSL	Ljósleiðari / Fiber	Hlutfall ljósleiðari % Fiber ratio %
1H 2013	89.010	23.648	21,0%
1H 2014	90.076	27.259	23,2%
1H 2015	89.295	31.523	26,1%
1H 2016	86.705	37.369	30,1%
1H 2017	79.521	49.602	38,4%
1H 2018	70.379	63.619	47,5%
1H 2019	56.199	80.787	59,0%
1H 2020	47.388	91.221	65,8%
1H 2021	35.906	101.774	73,9%
1H 2022	28.766	111.705	79,5%
1H 2023	20.846	120.381	85,2%

Mynd 30. Fjöldi xDSL og ljósleiðara internettenginga

Picture 30. Total xDSL and fiber internet connection



Internetið - Internet

Fjöldi tenginga eftir niðurbalshraða / Internet download speeds

Tafla 31. Fjöldi tenginga eftir niðurbalshraða*

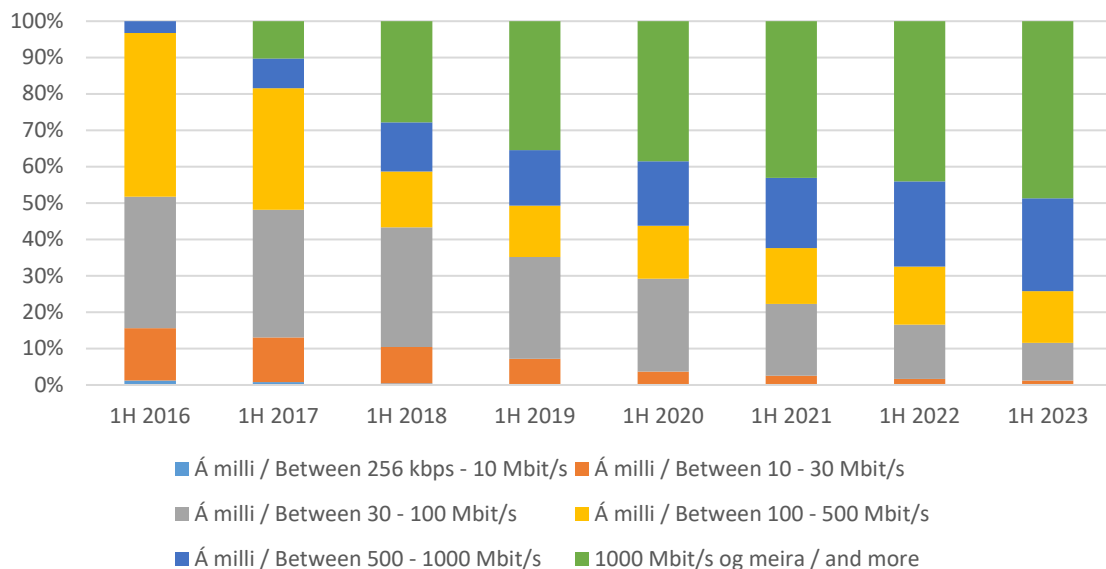
Table 31. Total subscriptions by download speeds*

	Fjöldi Number			Markaðshlutdeild Market share		
	1H 2021	1H 2022	1H 2023	1H 2021	1H 2022	1H 2023
Samtals / Total	139.045	140.757	141.474	100,0%	100,0%	100,0%
- > 256 kbps - 10 Mbit/s	187	349	99	0,1%	0,2%	0,1%
- 10 - 30 Mbit/s	3.299	1.912	1.624	2,4%	1,4%	1,1%
- 30 - 100 Mbit/s	27.417	20.960	14.624	19,7%	14,9%	10,3%
- 100 - 500 Mbit/s	21.319	22.561	20.077	15,3%	16,0%	14,2%
- 500 - 1000 Mbit/s	26.859	32.926	36.174	19,3%	23,4%	25,6%
- > = 1000 Mbit/s	59.964	62.049	68.876	43,1%	44,1%	48,7%

*Auglýstur hraði. / *Advertised speed.

Mynd 31. Hlutfall tenginga eftir niðurbalshraða tengingar

Picture 31. Total subscriptions by download speeds



Internetið - Internet

Fjöldi tenginga eftir upphalshraða / Internet by upload speeds

Tafla 32. Fjöldi tenginga eftir upphalshraða*

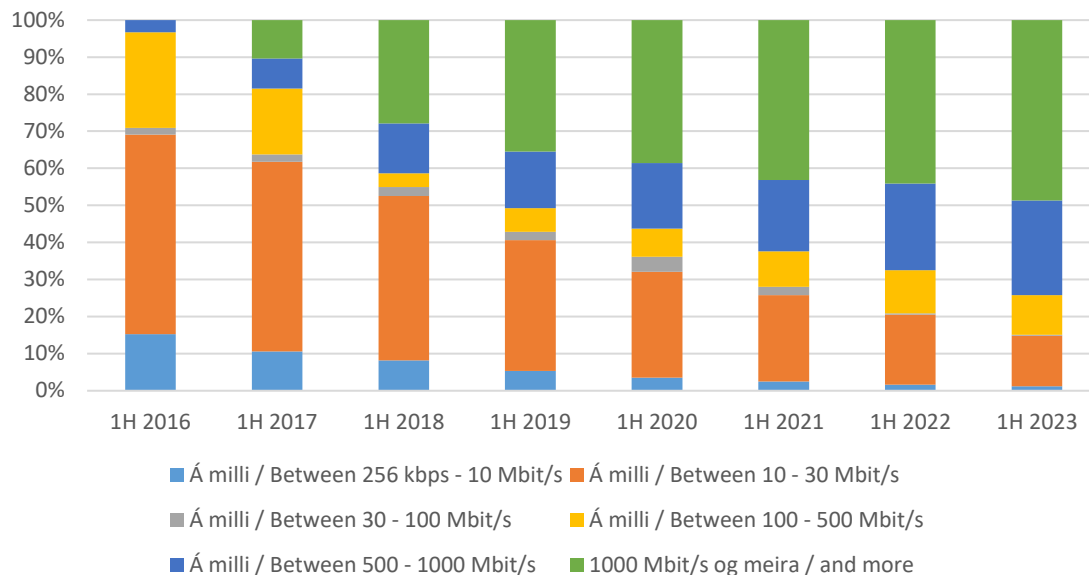
Table 32. Total subscriptions by upload speeds*

	Fjöldi Number			Markaðshlutdeild Market share		
	1H 2021	1H 2022	1H 2023	1H 2021	1H 2022	1H 2023
Samtals / Total	139.045	140.757	141.474	100,0%	100,0%	100,0%
- > 256 kbps - 10 Mbit/s	3.399	2.204	1.676	2,4%	1,6%	1,2%
- 10 - 30 Mbit/s	32.474	26.617	19.293	23,4%	18,9%	13,6%
- 30 - 100 Mbit/s	3.119	514	331	2,2%	0,4%	0,2%
- 100 - 500 Mbit/s	13.230	16.447	15.124	9,5%	11,7%	10,7%
- 500 - 1000 Mbit/s	26.859	32.926	36.174	19,3%	23,4%	25,6%
- > = 1000 Mbit/s	59.964	62.049	68.876	43,1%	44,1%	48,7%

*Auglýstur hraði. / *Advertised speed.

Mynd 32. Hlutfall tenginga eftir upphalshalshraða tengingar

Picture 32. Total subscriptions by upload speeds



Internetið - Internet

Gagnamagn á fastaneti / Fixed broadband, Data traffic

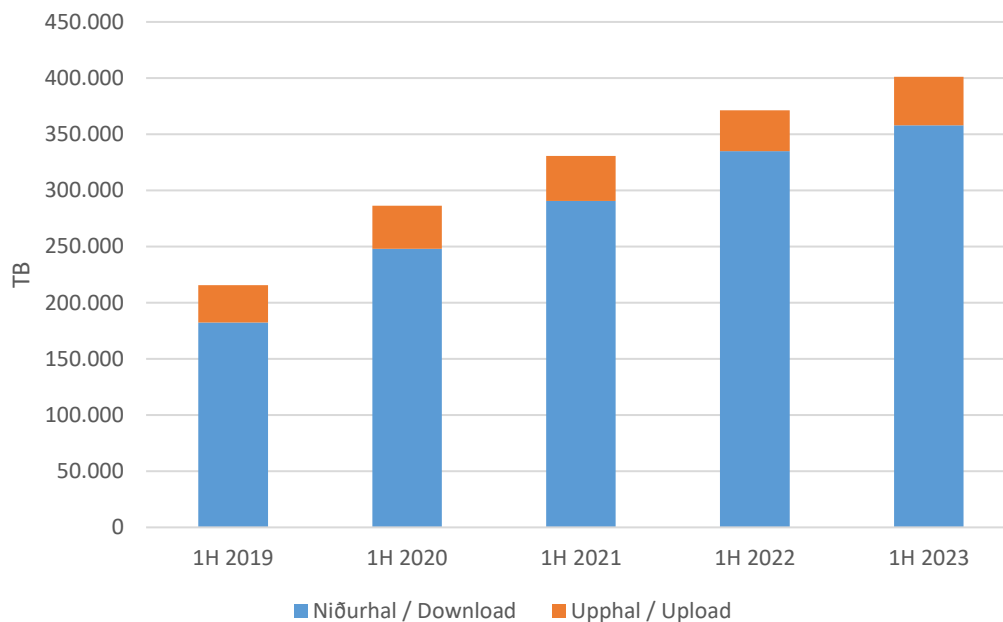
Tafla 33. Gagnamagn á fastaneti

Table 33. Fixed broadband, Data traffic

	Fastanet / Gagnamagn Fixed broadband / Data traffic			Markaðshlutdeild Market share		
	1H 2021	1H 2022	1H 2023	1H 2021	1H 2022	1H 2023
TB						
Samtals / Total	330.648	371.317	401.132	100,0%	100,0%	100,0%
- Niðurhal / Download	290.598	334.849	358.094	87,9%	90,2%	89,3%
- Upphal / Upload	40.050	36.468	43.038	12,1%	9,8%	10,7%

Mynd 33. Gagnamagn á fastaneti

Picture 33. Fixed broadband, data traffic



Internetið - Internet

Gagnamagn á fastaneti, Niðurhal / Fixed broadband, Download

Tafla 34. Gagnamagn á fastaneti, Niðurhal

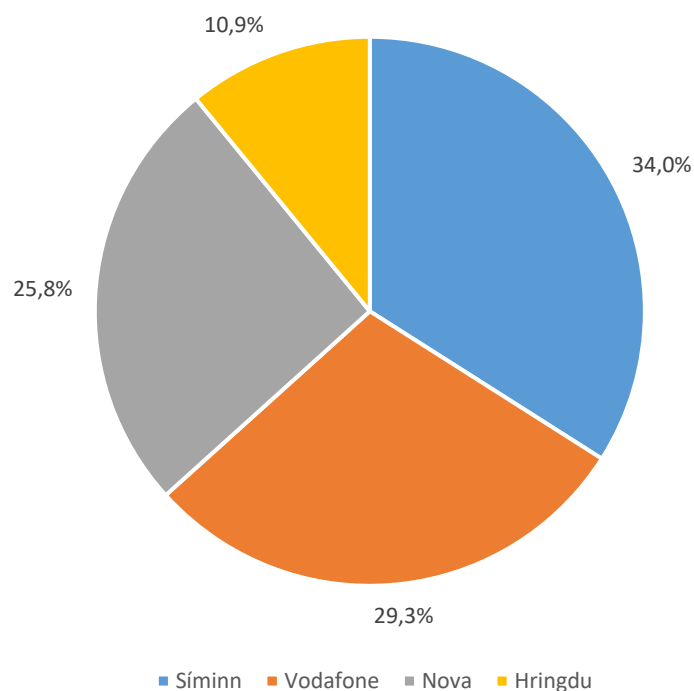
Table 34. Fixed broadband, Download

	Fastanet, Niðurhal Fixed broadband, Download			Markaðshlutdeild Market share		
	1H 2021	1H 2022	1H 2023	1H 2021	1H 2022	1H 2023
TB						
Samtals / Total	290.598	334.849	358.094	100,0%	100,0%	100,0%
- xDSL	42.581	36.279	33.935	14,7%	10,8%	9,5%
- Ljósleiðari / Fiber	248.017	298.570	324.159	85,3%	89,2%	90,5%
- Síminn	88.122	98.068	121.838	30,3%	29,3%	34,0%
- Vodafone	95.821	108.146	104.880	33,0%	32,3%	29,3%
- Nova	76.107	93.022	92.347	26,2%	27,8%	25,8%
- Hringdu	30.548	35.614	39.028	10,5%	10,6%	10,9%

*Tölur fyrir Hringdu eru áætlaðar / Figures for Hringdu are estimated.

Mynd 34. Markaðshlutdeild skipt eftir fyrirtækjum

Picture 34. Market shares by companies



Internetið - Internet

Gagnamagn á fastaneti, Upphal / Fixed broadband, Upload

Tafla 35. Gagnamagn á fastaneti, Upphal

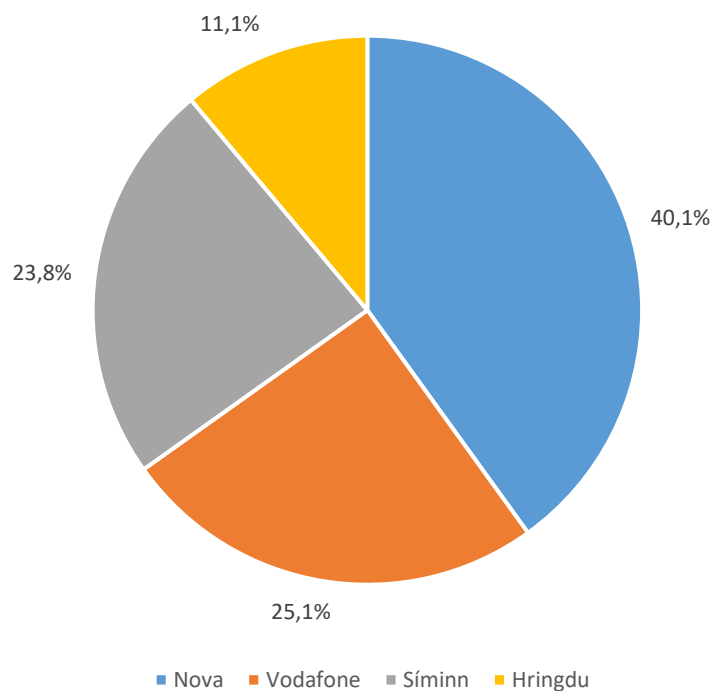
Table 35. Fixed broadband, Upload

	Fastanet, Upphal Fixed broadband, Upload			Markaðshlutdeild Market share		
	1H 2021	1H 2022	1H 2023	1H 2021	1H 2022	1H 2023
TB						
Samtals / Total	40.050	36.468	43.038	100,0%	100,0%	100,0%
- xDSL	4.991	3.814	2.749	12,5%	10,5%	6,4%
- Ljósleiðari / Fiber	35.059	32.654	40.289	87,5%	89,5%	93,6%
- Nova	10.008	9.356	17.240	25,0%	25,7%	40,1%
- Vodafone	14.176	12.130	10.800	35,4%	33,3%	25,1%
- Síminn	11.596	11.094	10.223	29,0%	30,4%	23,8%
- Hringdu	4.270	3.887	4.776	10,7%	10,7%	11,1%

*Tölur fyrir Hringdu eru áætlaðar / Figures for Hringdu are estimated.

Mynd 35. Markaðshlutdeild skipt eftir fyrirtækjum

Picture 35. Market shares by companies



Internetið - Internet

Heildarfjöldi áskrifenda með IPTV / IPTV subscriptions

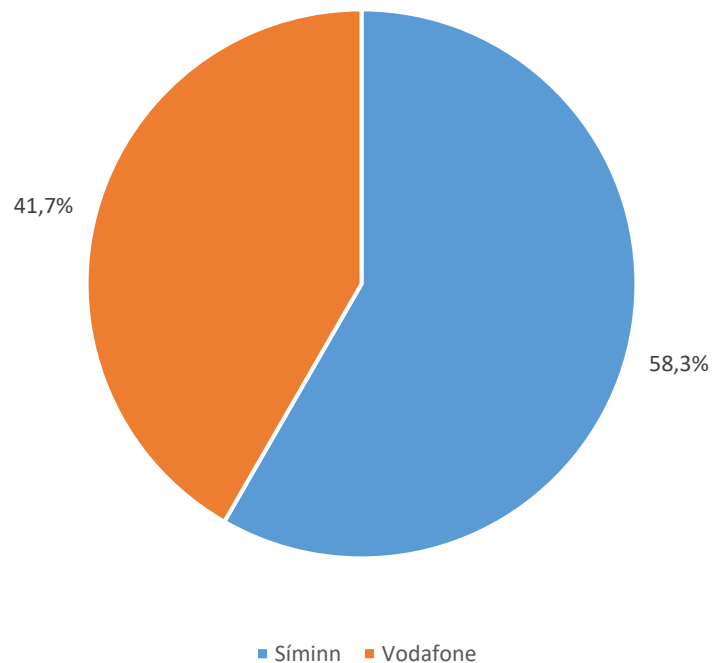
Tafla 36. Heildarfjöldi áskrifenda með sjónvarp yfir IPTV

Table 36. Number of IPTV subscriptions

Í lok tímabils / End of	Fjöldi Number			Markaðshlutdeild Market share		
	1H 2021	1H 2022	1H 2023	1H 2021	1H 2022	1H 2023
Samtals / Total	88.289	78.413	76.246	100,0%	100,0%	100,0%
- xDSL	28.547	19.584	10.942	32,3%	25,0%	14,4%
- Ljósleiðari / Fiber	59.742	58.829	65.304	67,7%	75,0%	85,6%
- Síminn	56.765	47.805	44.466	64,3%	61,0%	58,3%
- Vodafone	31.524	30.608	31.780	35,7%	39,0%	41,7%

Mynd 36. Markaðshlutdeild skipt eftir fyrirtækjum

Picture 36. Market share by companies



Velta og fjárfesting – Revenue and Investment

Heildartekjur eftir fjarskiptastarfsemi / Income from telecommunication

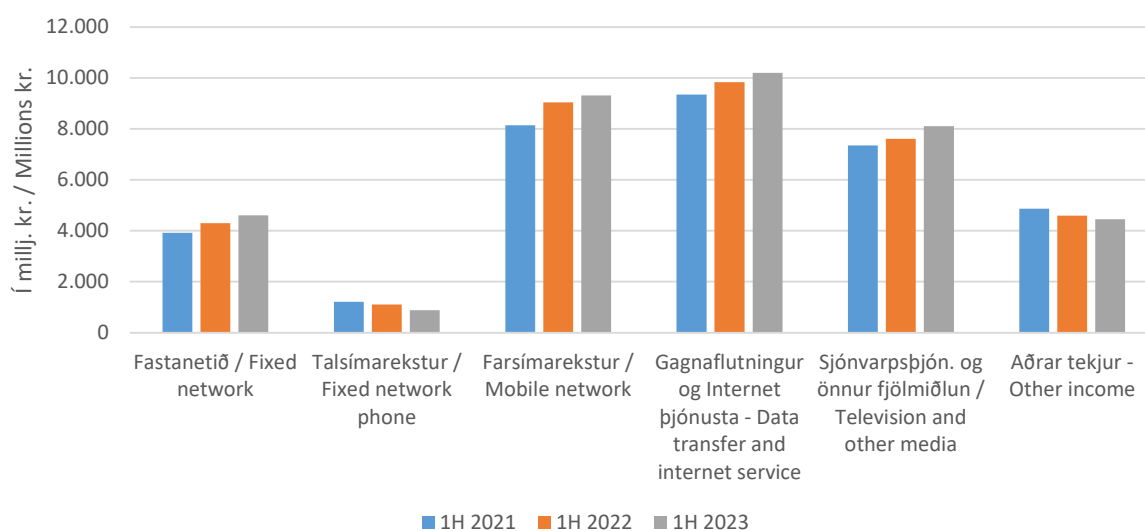
Tafla 37. Heildartekjur eftir fjarskiptastarfsemi

Table 37. Total income from telecommunication

	1H 2021	1H 2022	1H 2023
Í milljónum króna / In millions of krónur			
Samtals / Total	34.847	36.478	37.570
- Fastanetið / Fixed network	3.923	4.298	4.604
- Talsímarekstur / Fixed network phone	1.207	1.111	885
- Farsímarekstur / Mobile network	8.142	9.042	9.319
- Gagnafl. og Internet þjón. / Data transfer and Internet service	9.355	9.831	10.207
- Sjónvarpsþjón. og önnur fjölmiðlun / Television and other media	7.353	7.607	8.108
- Aðrar tekjur / Other income	4.867	4.590	4.448

Mynd 37. Heildartekjur eftir fjarskiptastarfsemi

Picture 37. Total income from telecommunication



Velta og fjárfesting – Revenue and Investment

Fjárfestingar eftir fjarskiptastarfsemi / Investment in telecommunication

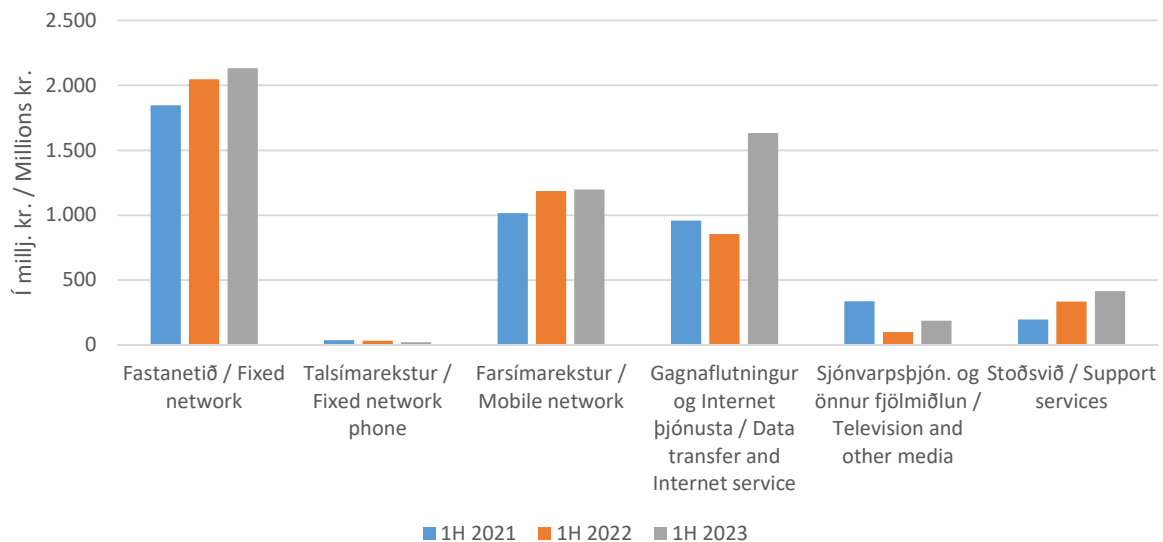
Tafla 38. Fjárfestingar eftir fjarskiptastarfsemi

Table 38. Investment in telecommunication

	1H 2021	1H 2022	1H 2023
Í milljónum króna / In millions of krónur			
Samtals / Total	4.385	4.550	5.581
- Fastanetið / Fixed network	1.847	2.046	2.131
- Talsímarekstur / Fixed network phone	36	31	20
- Farsímarekstur / Mobile network	1.015	1.185	1.197
- Gagnafl. og Internet þjón. / Data transfer and Internet service	957	855	1.633
- Sjónvarpsþjón. og önnur fjölmiðlun / Television and other media	336	99	186
- Stoðsvið / Support services	195	334	413

Mynd 38. Fjárfestingar eftir fjarskiptastarfsemi

Picture 38. Investment in telecommunication



Skráð fyrirtæki – Registered Operators

Skráð fjarskiptafyrirtæki	Tegund starfsemi
1819 Nýr valkostur ehf.	Upplýsingaþjónusta um símanúmer/ <i>Directory enquiry service</i>
Advania Ísland ehf.	Gagnaflutningsþjónusta/ <i>Data transmission service</i>
Alza ehf.	Gagnaflutningsþjónusta um þráðlaus- og fastanet/ <i>Data transmission service via fixed and wireless electronic communication networks</i>
Alþingi	Hljóðvarps og/eða sjónvarpsdreifing/ <i>Transmission of radio and television signal</i>
Astrocast SA	Gagnaflutningsþjónusta um þráðlaus- og fastanet/ <i>Data transmission service via fixed and wireless electronic communication networks</i>
Austurljós ehf.	Gagnaflutningsnet og þjónusta/ <i>Data transmission and service</i>
Ábótinn ehf.	Gagnaflutningsnet og –þjónusta/ <i>Data transmission and service</i>
Árvakur hf.	Upplýsingaþjónusta um símanúmer/ <i>Directory enquiry service</i>
Ásaljós	Rekstur fastlínu fjarskiptanets/ <i>Operation of fixed electronic communication network</i>
Bláskógaljós	Rekstur fastlínu fjarskiptanets/ <i>Operation of fixed electronic communication network</i>
Bloomberg Finance L.P.	Leigulínuþjónusta og almennt fjarskiptanet/ <i>Leased line and network</i>
Boðleið Þjónusta ehf.	Talsímaþjónusta, farsímaþjónusta og rekstur fastlínu fjarskiptanets/ <i>Voice telephony, mobile telephony and operation of fixed data transmission network</i>
BT Solutions Limited, útibú á Íslandi	Gagnaflutningsþjónusta/ <i>Data transmission services</i>
Century Link Iceland ehf.	Rekstur fjarskiptanets og gagnaflutningsþjónusta/ <i>Operation of fixed electronic communication network and data transmission service</i>
Cisco International Limited	SMS og VoIP þjónusta í gegnum ský/ <i>Voice telephony, cloud-based voice calling and SMS services</i>
Colt Technology Services AB	Gagnaflutningsþjónusta/ <i>Data transmission services</i>
Cronus ehf.	Hljóðvarps- og/eða sjónvarpsdreifing/ <i>Transmission of radio and television signals</i>
Cubic Telecom Limited	Rekstur fastlínu- og þráðlauss fjarskiptanets og gagnaflutningsþjónusta um þráðlaus net/ <i>Operation of fixed and wireless electronic communications network and data transmission via wireless electronic communications networks</i>
Dalaveitur ehf.	Rekstur fastlínu fjarskiptanets/

	<i>Operation of fixed electronic communications network</i>
DCN Hub ehf.	Farsíma- og gagnaflutningsþjónusta/ <i>Mobile and data transmission services</i>
DIDWW Ireland Limited	Gagnaflutnings- og talsímaþjónusta/ <i>Data transmission and telephony service</i>
Digriklettur ehf.	Rekstur fastlínu fjarskiptanets/ <i>Operation of fixed electronic communications network</i>
DVD-Margmiðlun ehf.	Rekstur breiðbandskerfis fyrir útvarpsdreifingu/ <i>Broadcast cable network</i>
EchoStar Mobile Limited	Rekstur fastlínu fjarskiptanets/ <i>Mobile satellite services</i>
Eyja- og Miklaholts- hreppur	Rekstur fastlínu fjarskiptanets/ <i>Fixed data transmission network</i>
Factor ehf.	Gagnaflutningsnet- og gagnaflutningsþjónusta/ <i>Data transmission and service</i>
Farice ehf.	Sæstrengur/ <i>Submarine cable</i>
Ferðaþjónustan Húsafelli ehf.	Rekstur fastlínu fjarskiptanets/ <i>Operation of fixed electronic communications network</i>
Flugleiðahótel hf. / Icelandair hotels	Hljóðvarps- og/eða sjónvarpsdreifing/ <i>Transmission of radio and television signals</i>
Fjarskiptafélag Reykhólahrepps	Rekstur fastlínu fjarskiptanets/ <i>Operation of fixed electronic communications network</i>
Fjarskiptafélag Skagabyggðar	Gagnaflutningsnet/ <i>Data transmission network</i>
Fjarskiptafélag Skeiða- og Gnúpverjahrepps ehf.	Gagnaflutningsnet/ <i>Data transmission network</i>
Fjarskiptafélag Svalbarðshrepps ehf.	Rekstur fastlínu fjarskiptanets/ <i>Operation of fixed electronic communications network</i>
Fjölnet ehf.	Talsíma-, gagnaflutningsþjónusta og fjarskiptanet/ <i>Voice telephony, data transmission and network</i>
Flóaljós	Rekstur fastlínu fjarskiptanets/ <i>Operation of fixed electronic communication network</i>
FOSSA System S.L.	Gagnaflutningsþjónusta/ <i>Data transmission service</i>
Gagnaveita Helgafellssveitar ehf.	Rekstur fastlínu fjarskiptanets/ <i>Operation of fixed electronic communication network</i>
Gagnaveita Hornafjarðar ehf.	Fjarskiptanet/ <i>Electronic communication networks</i>
Gagnaveita Suðurlands ehf.	Gagnaflutningsþjónusta/ <i>Data transmission service</i>
Gagnaveitan ehf.	Fjarskiptaþjónusta/ <i>Electronic communication services</i>
Garmin (Europe) Limited	Gagnaflutningsþjónusta, Gervihnattaþjónusta/ <i>Data transmission service, Satellite service</i>
GlobalCall ehf.	Talsímaþjónusta/ <i>Voice telephony</i>
Globalstar Europe Satellite Services Ltd.	Gervihnattaþjónusta/ <i>Satellite services</i>

Halló ehf.	Upplýsingaþjónusta um símanúmer/ <i>Directory enquiry service</i>
Hátíðni hf.	Talsíma-, gagnaflutningsþjónusta og fjarskiptanet/ <i>Voice telephony, data transmission and network</i>
Hitaveita Drangsness	Rekstur fastlínu fjarskiptanets/ <i>Operation of fixed electronic communication network</i>
Hitaveita Egilsstaða/Fella ehf.	Rekstur fastlínu- og þráðlauss fjarskiptanets, gagnaflutningsþjónusta um þráðlaus og fastanet og hljóðvarps og/eða sjónvarpsdreifing/ <i>Operation of fixed and wireless electronic communication networks, data transmission via fixed and wireless electronic communications networks and transmission of radio and television signals</i>
Hitaveita Tálknafjarðarhrepps	Gagnaflutningsþjónusta um fastanet/ <i>Data transmission network</i>
Hljóðsmárin ehf.	Hljóðvarps- og/eða sjónvarpsdreifing/ <i>Transmission of radio and television signals</i>
Hópkaup ehf.	Upplýsingaþjónusta um símanúmer/ <i>Directory enquiry service</i>
Hótel Laki ehf.	Rekstur fastlínu fjarskiptanets/ <i>Operation of fixed electronic communication network</i>
Hrafshóll ehf.	Rekstur fastlínu fjarskiptanets/ <i>Operation of fixed electronic communication network</i>
Hringdu ehf.	Talsíma- og gagnaflutningsþjónusta/ <i>Voice telephony and data transmission service</i>
Hringiðan ehf./Vortex Inc.	Talsíma-, gagnaflutningsþjónusta og fjarskiptanet/ <i>Voice telephony, data transmission and network</i>
Hrunaljós	Rekstur fastlínu fjarskiptanets/ <i>Operation of fixed electronic communications network</i>
Húnanet ehf.	Rekstur fastlínu fjarskiptanets/ <i>Operation of fixed electronic communications network</i>
Hvalfjarðarsveit	Fjarskiptanet/ <i>Electronic communication networks</i>
I CALL ehf.	Tal- og farsímaþjónusta, gagnaflutningsþjónusta/ <i>Voice telephony and data transmission service</i>
Icelandair ehf.	Fjarskiptanet/Network
Internet á Íslandi hf.	Fjarskiptanet, talsíma- og gagnaflutningsþjónusta/ <i>Network, voice telephony and data transmission</i>
Isavia ehf.	Talþjónusta við flugvélar og rekstur fastlínu fjarskiptakerfis/ <i>Voice transmission service for aircrafts and operation of fixed electronic communication network</i>
Isavia ANS ehf.	Rekstur fastlínu fjarskiptanets/ <i>Operation of fixed electronic communication network</i>
Já hf.	Útgáfa síma- og vistfangaskrár. Upplýsingaþjónusta um símanúmer/ <i>Publication of directories, directory enquiry service</i>
Kukl ehf.	Talsíma-, gagnaflutningsþjónusta og fjarskiptanet/ <i>Voice telephony, data transmission and network</i>
Landhelgisgæsla Íslands	Rekstur og útleiga NATO ljósleiðarastrengs/

	<i>Management and lease of NATO's optical fibre network</i>
Leaf Space s.r.l.	Gagnaflutningsþjónusta um gervitungl/ <i>Satellite internet services</i>
Leiðarljós ehf.	Rekstur fastlínu fjarskiptanets/ <i>Operation of fixed electronic communications network</i>
Lindin, kristið útvarp	Hljóðvarps- og/eða sjónvarpsdreifing/ <i>Transmission of radio and television signals</i>
LÍF í Mýrdal ehf.	Rekstur fastlínu fjarskiptanets/ <i>Fixed data transmission network</i>
Ljós og gagnaleiðari ehf.	Gagnaflutningsnet/ <i>Data transmission network</i>
Ljósfesti ehf.	Rekstur fastlínu fjarskiptanets/ <i>Operation of fixed electronic communication network</i>
Ljósleiðarinn ehf.	Gagnaflutningsnet og –þjónusta/ <i>Data transmission and service</i>
Ljósleiðari Borgarbyggðar	Rekstur fastlínu fjarskiptanets/ <i>Operation of fixed electronic communication network</i>
Ljóspunktur ehf.	Rekstur fastlínu fjarskiptanets/ <i>Operation of fixed electronic communication network</i>
Loopup Spain SL	Gagnaflutningsþjónusta/ <i>Data transmission service</i>
Lýsir ehf.	Rekstur þráðlauss fjarskiptanets/ <i>Operation of wireless electronic communication networks</i>
Magnavík ehf.	Gagnaflutningsþjónusta/ <i>Data transmission service</i>
Martölvan ehf.	Talsíma, gagnaflutningsþjónusta og fjarskiptanet/ <i>Voice telephony, data transmission and network</i>
Míla hf.	Fjarskiptanet/ <i>Network</i>
Netpandan ehf.	Gagnaflutningsþjónusta um fastanet/ <i>Fixed data transmission network</i>
Netvöktun ehf.	Talsímaþjónusta, rekstur fastlínu og þráðlauss fjarskiptanets og gagnaflutningsþjónusta um fasta- og þráðlaus net/ <i>Voice telephony, operation of fixed and wireless electronic communications networks and fixed and wireless data transmission service</i>
Neyðarlínan hf.	Talsímaþjónusta/neyðarsímsvörun/ <i>Voice telephony - emergency service</i>
Nordic Networks ehf.	Sæstrengur og gagnaflutningsþjónusta/ <i>Submarine cable and data transmission service</i>
Nova hf.	Talsíma- og gagnaflutningsþjónusta/ <i>Voice telephony and data transmission</i>
OnAir S.A.R.L.	Farsímaþjónusta um borð í flugvélum (MCA)/ <i>Mobile communication services on aircraft (MCA)</i>
OneWeb communications s.a.r.l.	Gagnaflutningsþjónusta um gervitungl/ <i>Satellite internet services</i>
Opin kerfi ehf.	Gagnaflutningsþjónusta/ <i>Data transmission service</i>
Origo hf.	Gagnaflutningsþjónusta/

	<i>Data transmission service</i>
Orkufjarskipti hf.	Fjarskiptanet/ <i>Electronic communication network</i>
Premis ehf.	Tal- og farsímaþjónusta, rekstur þráðlaus og fastlínu fjarskiptanets og gagnaflutningsþjónusta um fastanet og þráðlaus net/ Voice telephony and mobile services, operation of fixed and wireless electronic communication networks and fixed and wireless data transmission services
Protektion ehf.	Rekstur fastlínu fjarskiptanets/ <i>Operation of fixed electronic communication network</i>
Rafal	Gagnaflutningsþjónusta um þráðlaus net/ <i>Data transmission service via wireless electronic communications network</i>
Rafey ehf.	Rekstur fastlínu fjarskiptanets/ <i>Operation of wireless electronic communication network</i>
Rangárljós	Rekstur fastlínu fjarskiptanets/ <i>Operation of fixed electronic communication network</i>
Refinitiv Norge A/S	Gagnaflutningsþjónusta um fastanet/ <i>Fixed line network data transmission</i>
Ríkisútvarpið ohf.	Fjarskiptaþjónusta: Hljóðvarp og sjónvarp/ <i>Transmission of radio and television signals</i>
Sensa ehf.	Gagnaflutningsþjónusta um fastanet/ <i>Data transmission service via fixed electronic communication network</i>
Síminn hf.	Talsímaþjónusta, GSM, gagnaflutningsnet o.fl./ <i>Voice telephony, mobile, data transmission and network</i>
Snerpa ehf.	Fjarskiptanet/ tal- og gagnaflutningsþjónusta/ <i>Network, voice telephony and data transmission</i>
Splitti ehf.	Talsíma- og farsímaþjónusta, gagnaflutningsþjónusta um fastanet og þráðlaus net og upplýsingaþjónusta um símanúmer/ <i>Voice telephony, mobile, fixed and wireless data transmission and directory enquiry services</i>
Starlink Internet services Limited	Gagnaflutningsþjónusta um gervitungl/ <i>Satellite internet services</i>
Studio Norn ehf.	Hljóðvarps- og/eða sjónvarpsdreifing/ <i>Transmission of radio and television signals</i>
Sumarsól ehf.	Upplýsingaþjónusta um símanúmer/ <i>Directory enquiry service</i>
Svartsteinn ehf.	Gervihnattaþjónusta fyrir fastanet og M2M tæki/ <i>Data transmission service</i>
Swarm Technologies Inc.	Gervihnattaþjónusta fyrir IoT og M2M tæki/ <i>Narrow-band Satellite Connectivity for IoT and M2M devices</i>
Sýn hf.	Talsímaþjónusta, farsímaþjónusta, gagnaflutningsþjónusta og fjarskiptanet/ <i>Voice telephony, mobile, data transmission and network</i>
Tech Support á Íslandi ehf.	Talsímaþjónusta, gagnaflutningsþjónusta um fastanet og þráðlaus net/ <i>Voice telephony and fixed and wireless data transmission services</i>
TELE Greenland A/S	Sæstrengur/

	<i>Submarine cable</i>
Tengir hf.	Ljósleiðaranet/ <i>Fiber optical network</i>
Tismi BV	Tal- og farsímaþjónusta/ <i>Voice and mobile telephony</i>
TRS ehf.	Gagnaflutningsþjónusta/ <i>Data transmission service</i>
TP Global Operations Limited	Farsímaþjónusta og gagnaflutningsþjónusta um þráðlaus net/ <i>Mobile telephony and data transmission via wireless electronic communications networks</i>
TSC ehf.	Talsíma-, gagnaflutningsþjónusta og fjarskiptanet/ <i>Voice telephony, data transmission and network</i>
Twilio Ireland Limited	Talsíma- og farsímaþjónusta, rekstur fastlínu- og þráðlauss fjarskiptanets og gagnaflutningsþjónusta um um fastanet og þráðlaus net/ <i>Voice telephony and mobile services, operation of fixed and wireless electronic communication networks and fixed and wireless data transmission services</i>
Tölvun ehf.	Gagnaflutningsnet og –þjónusta/ <i>Data transmission and service</i>
Tölvuþjónustan ehf.	Gagnaflutningsþjónusta um fastanet/ <i>Data transmission and service</i>
Vengo ehf.	Gagnaflutningsþjónusta um fastanet/ <i>Fixed data transmission service</i>
Verne Global hf.	Gagnaflutningsþjónusta um fastanet/ <i>Fixed data transmission service</i>
Vonage Business Limited	Talsíma- og farsímaþjónustan og rekstur fastlínu fjarskiptanets/ <i>Voice and mobile telephony and fixed line network</i>
Vonage B.V.	Talsímaþjónusta/ <i>Voice telephony</i>
Yellow Mobile B.V.	Talsíma- og farsímaþjónusta, rekstur fastlínu- og þráðlauss fjarskiptanets og gagnaflutningsþjónusta um um fastanet og þráðlaus net/ <i>Voice and mobile telephony, operation of fixed and wireless electronic communication networks, data transmission via fixed and wireless electronic communications networks</i>
Zendesk International Limited	SMS og VoIP þjónusta í gegnum ský/ <i>SMS and VoIP services using software via the cloud</i>
Þekking - Tristan hf.	Gagnaflutningsnet og –þjónusta/ <i>Data transmission and service</i>
Þorvaldur Stefánsson	Skipaþjónustugagna- flutningur/ <i>Maritime mobile</i>
Örugg afritun ehf.	Gagnaflutningsþjónusta um fastanet/ <i>Fixed data transmission service</i>
Öryggisfjarskipti ehf.	Fjarskiptaþjónusta og fjarskiptanet/TETRA/ <i>Telecommunication service and network / TETRA</i>